





# LINEA 6 – METROPOLITANA DI NAPOLI

				(PRIMA EMISSIONE) – MAGGIO 2014	MAG 14														
Albinati	De Risi	Manferlotti	Di Luccio																
REDATTO	CONTROLLATO	APPROVATO	AUTORIZZATO	DESCRIZIONE REVISIONE DOCUMENTO	DATA	REV													
 <b>Ansaldo STS</b> A Finmeccanica Company CONCESSIONARIA				PROG		IMP		NUMERO											
				L		M	6	7	F	X	2	C	I	3	2				
				CODICE PRODOTTO		AREA		TIPO		FASE									
 <b>COMUNE DI NAPOLI</b> CONCEDENTE						2		C				E	S						
TITOLO DOCUMENTO:												LINEA 6 METROPOLITANA DI NAPOLI PROGETTO ESECUTIVO <b>OPERE CIVILI – MONITORAGGIO GEOTECNICO GEOREFERENZIATO</b> <b>REPORT DELLE MISURE (INTERNO) – STAZIONE CHIAIA</b>							
A termini di legge è rigorosamente vietato riprodurre e comunicare a terzi il contenuto del presente documento						EMITTENTE						CODICE ENTE							
						 <b>METROPOLITANA DI NAPOLI S.p.A.</b> RESPONSABILE PROGETTAZIONE OPERE CIVILI						A.T.I. LM6							
						 <b>tre esse</b> ENGINEERING						Monitoraggio delle gallerie e prove di laboratorio per la qualifica dei materiali e loro controllo Monitoraggio opere civili e monitoraggio ambientale							
						FORMATO		SCALA		FOGLIO									
						A4		/		1 DI 148									

## **INDICE**

<b>1.PREMESSA</b>	<b>3</b>
<b>2.DATI GENERALI</b>	<b>4</b>
<b>3.STRUMENTAZIONE INTERNA INSTALLATA</b>	<b>5</b>
<b>4.PLANIMETRIA STRUMENTAZIONE MONITORAGGIO</b>	<b>7</b>
<b>5. PLANIMETRIA E SEZIONI ANDAMENTO TETTO DEL TUFO</b>	<b>9</b>
<b>6.FASI LAVORATIVE</b>	<b>11</b>
<b>7.MISURE GEOTECNICHE INCLINOMETRICHE</b>	<b>16</b>
<b>8.MISURE GEOTECNICHE - BARRETTE ESTENSIMETRICHE</b>	<b>45</b>
<b>9.MISURE GEOTECNICHE - CELLE DI CARICO TOROIDALI</b>	<b>64</b>
<b>10.MISURE TOPOGRAFICHE - MIRE OTTICHE</b>	<b>73</b>
<b>ALLEGATO 1 – MANUTENZIONE</b>	<b>144</b>




## 1. PREMESSA

Nell'ambito della realizzazione della nuova Metropolitana di Napoli (**Linea 6, tratta Mergellina - Municipio**) è prevista una rete di monitoraggio e controllo finalizzata alla periodica registrazione delle grandezze fisiche di maggiore interesse e agli effetti legati alle attività di cantiere.

In generale, per le stazioni il sistema di monitoraggio prevede i seguenti strumenti:

- Capisaldi di livellazione, posti sul terreno e sui marciapiedi degli edifici adiacenti il pozzo di stazione;
- Staffe livellometriche, poste sugli edifici adiacenti il pozzo di stazione;
- Piezometri Casagrande o a tubo aperto, realizzati in prossimità delle paratie del pozzo di stazione;
- Piezometri elettrici, realizzati all'interno del pozzo di stazione;
- Inclinometri ed estenso-inclinometri, realizzati in prossimità delle paratie del pozzo di stazione;
- Inclinometri, realizzati nelle paratie perimetrali del pozzo di stazione;
- Mire ottiche, poste sulle paratie all'interno del pozzo di stazione
- Celle di carico, disposte sui puntoni metallici di contrasto;
- Barrette estensimetriche, disposte sui puntoni metallici di contrasto e/o all'interno delle paratie perimetrali del pozzo di stazione.

 <b>Ansaldo STS</b> <small>A Finmeccanica Company</small>	<b>LINEA 6 METROPOLITANA DI NAPOLI - PROGETTO ESECUTIVO</b>  <i>OPERE CIVILI - MONITORAGGIO GEOTECNICO GEOREFERENZIATO</i> <i>REPORT DELLE MISURE - STAZIONE CHIAIA</i>	
---	--	--

L'installazione di tale strumentazione impiegata lungo le aree di cantiere (stazione Chiaia, S. Pasquale, Arco Mirelli e Municipio) risulta completa all'interno ed all'esterno dei pozzi di stazione; diversamente, quella relativa alla Galleria di linea è ad oggi in fase d'installazione.

Di seguito saranno restituiti i grafici frutto delle letture svolte nel cantiere, relativi alla sola strumentazione interna:


- Inclinometri, Estensimetri, Piezometri, acquisizione elaborazione restituzione dati competenza Tre Esse.
- Staffe di livellazione, Capisaldi acquisizione competenza ATI, elaborazione restituzione dati competenza Tre Esse.

## 2. DATI GENERALI

Commessa: Linea 6 – Metropolitana Di Napoli

Impresa esecutrice: Chiaia S.c.a.r.l.

Monitoraggio: Tre Esse Engineering S.r.l.

 Ansaldo STS A Finmeccanica Company	<b>LINEA 6 METROPOLITANA DI NAPOLI - PROGETTO ESECUTIVO</b>  <b>OPERE CIVILI - MONITORAGGIO GEOTECNICO GEOREFERENZIATO</b> <b>REPORT DELLE MISURE - STAZIONE CHIAIA</b>	
---	--	--

### 3. STRUMENTAZIONE INTERNA INSTALLATA

La nomenclatura della strumentazione di monitoraggio ha subito una variazione rispetto all'installazione, necessaria per rendere uniforme ed univoco il nome di ogni strumento installato lungo tutta la tratta.

**Esempio:** CH\_P 50\_S1;

la prima serie di simboli identifica la stazione di monitoraggio (in questo caso San Pasquale),

la seconda è identificativa del numero di pannello monitorato,

la terza corrisponde al tipo di barretta estensimetrica installata (S sta per Strain gauge – corda vibrante) e al numero progressivo della barretta (1,2,...).

**Elenco strumentazione installata e funzionante.**

- n°4 Inclinatori

CH\_IN\_P13

CH\_IN\_P50

CH\_IN\_P67

CH\_IN\_P81

- n°24 Barrette Estensimetriche a corda vibrante per metallo

CH\_P13\_S1-6

CH\_P50\_S1-6

CH\_P67\_S1-6

CH\_PU1\_S1-4

CH\_PU2\_S5-8

- n°11 Celle di Carico

Primo Ordine di Tiranti

CH\_CC1-4

Secondo Ordine di Tiranti

CH\_CC5-9

Puntoni

CH\_PU1\_CC

CH\_PU2\_CC

- n°74 Mire Ottiche

Primo Ordine

CH\_MO1-16

Secondo Ordine

CH\_MO17-32

Terzo Ordine


CH\_MO33-40

Quarto Ordine

CH\_MO36-44

Supplementari

CH\_MO45-74

 <b>Ansaldo STS</b> A Finmeccanica Company	<b>LINEA 6 METROPOLITANA DI NAPOLI - PROGETTO ESECUTIVO</b> <i>OPERE CIVILI - MONITORAGGIO GEOTECNICO GEOREFERENZIATO</i> <i>REPORT DELLE MISURE - STAZIONE CHIAIA</i>	
---	--	--


## 4. PLANIMETRIA STRUMENTAZIONE MONITORAGGIO

Nella figura successiva viene rappresentata la planimetria del cantiere e la disposizione degli strumenti previsti per il monitoraggio geotecnico installati internamente al pozzo stazione.



Figura 4.1.: Planimetria pozzo stazione, raffigurante la disposizione della strumentazione di monitoraggio geotecnico interno installata.



 <b>Ansaldo STS</b> A Finmeccanica Company	<b>LINEA 6 METROPOLITANA DI NAPOLI - PROGETTO ESECUTIVO</b> <i>OPERE CIVILI - MONITORAGGIO GEOTECNICO GEOREFERENZIATO</i> <i>REPORT DELLE MISURE - STAZIONE CHIAIA</i>	
---	--	--

## 5. PLANIMETRIA E SEZIONI ANDAMENTO TETTO DEL TUFO

Nella figura 5.1 viene rappresentata la Planimetria pozzo stazione, nella quale è riportata la collocazione di alcuni sondaggi effettuati per la campagna propedeutica alla stesura del Progetto Definitivo (2005).

Nella figura 5.2 viene rappresentato l'andamento del tetto del Tufo (lato monte e lato mare) con uno stralcio tratto dall'elaborato grafico del Progetto Definitivo (Stazione Chiaia) allegato alla Relazione Geologica (cod. doc.:LM67F2C0159 – ANNO 2005).

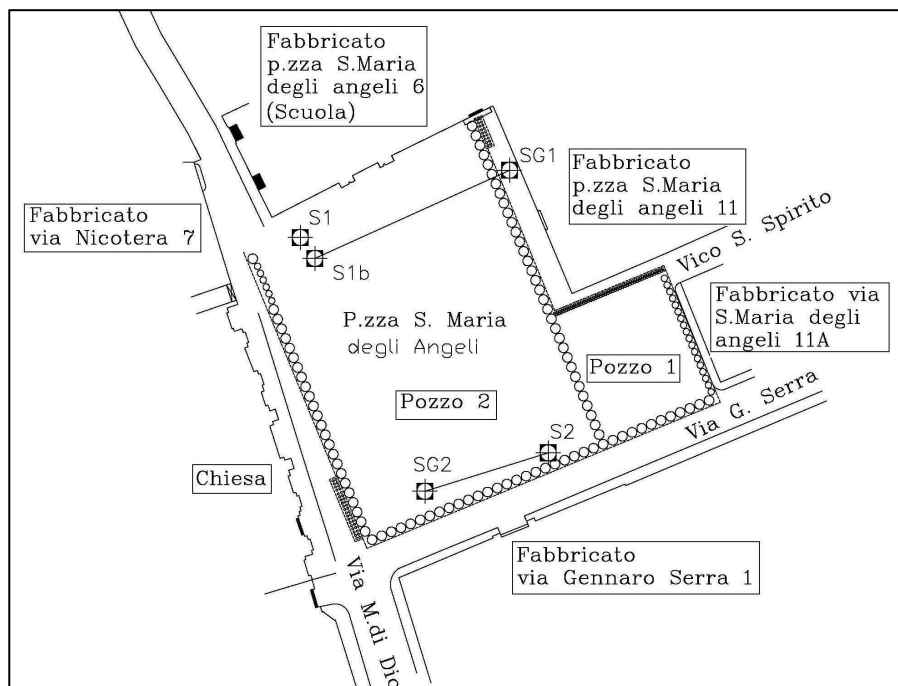


Figura 5.1.: Planimetria pozzo stazione, raffigurante la collocazione di alcuni sondaggi effettuati per la campagna propedeutica alla stesura del Progetto Definitivo (2005).

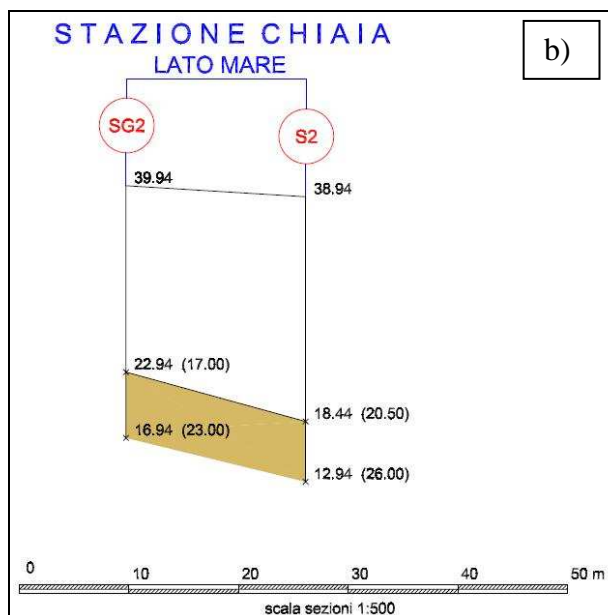
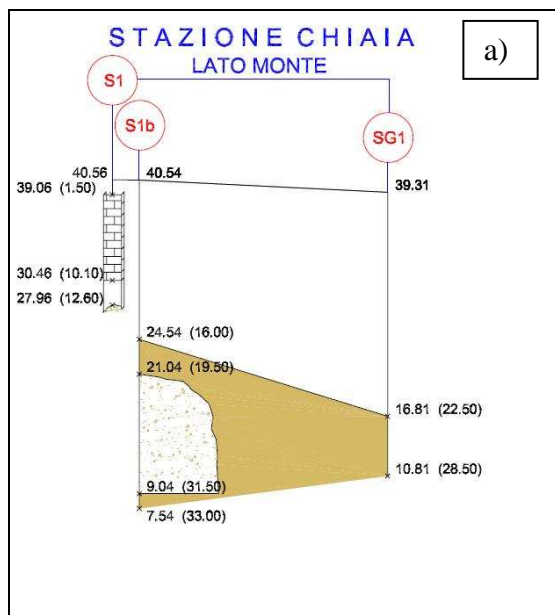



Figura 5.2a e 5.2b :: Andamento del tetto del Tufo (lato monte e lato mare) - Stralcio da Elaborato grafico Progetto Definitivo Stazione Chiaia allegato alla Relazione Geologica (cod. doc.: LM67F2C0159 – ANNO 2005).



 <b>Ansaldo STS</b> A Finmeccanica Company	<b>LINEA 6 METROPOLITANA DI NAPOLI - PROGETTO ESECUTIVO</b>  <i>OPERE CIVILI - MONITORAGGIO GEOTECNICO GEOREFERENZIATO</i> <i>REPORT DELLE MISURE - STAZIONE CHIAIA</i>	
---	--	--


## **1. 6. FASI LAVORATIVE**

Nel presente capitolo vengono esposte le principali lavorazioni in svolgimento nel cantiere di Chiaia (Metropolitana di Napoli - Linea 6).

Le indicazioni riportate, aggiornate al periodo di riferimento del presente report, sono frutto sia delle osservazioni in sito dei tecnici Tre Esse sia delle informazioni comunicateci dall'Impresa Esecutrice.

Nella planimetria e nelle sezioni realizzate dalla Scrivente, di seguito riportate, sono state individuate e stimate qualitativamente le aree interessate dalle lavorazioni ritenute significative ai fini del monitoraggio, che rispetto al periodo d'osservazione precedente non hanno subito variazioni rilevanti. La planimetria in figura 6.1 raffigura il pozzo stazione, con la suddivisione in aree di lavoro. Riferendoci alle sezioni A-A'(fig.6.2), B-B'(fig.6.3), si osserva quanto di seguito riportato:

Le principali fasi lavorative hanno riguardato il proseguimento degli scavi per l'approfondimento del pozzo stazione e l'inizio dei lavori di armatura del solettone di fondo. Sul lato prossimo alla scuola, longitudinalmente alla facciata principale dell'edificio sono presenti 2 puntoni in acciaio di contrasto fra le paratie di pannelli. Le paratie di pannelli sono inoltre collegate fra di loro a varie quote grazie all'utilizzo di travi in acciaio tirantate.

 <b>Ansaldo STS</b> A Finmeccanica Company	<b>LINEA 6 METROPOLITANA DI NAPOLI - PROGETTO ESECUTIVO</b> <i>OPERE CIVILI - MONITORAGGIO GEOTECNICO GEOREFERENZIATO</i> <i>REPORT DELLE MISURE - STAZIONE CHIAIA</i>	
---	--	--

La strumentazione geotecnica prossima alle sezioni è la seguente:

- tubi inclinometrici CH\_IN1, CH\_IN\_P67, tubo piezometrico (a tubo aperto) CH\_PZ2, per la sezione A-A'
- tubo estenso-inclinometrico CH\_EI1/ES1 e inclinometrico CH\_IN3, CH\_IN4, CH\_PZ3 per la sezione B-B'

Figura 6.1.: Planimetria pozzo stazione, raffigurante la suddivisione in aree di lavoro.

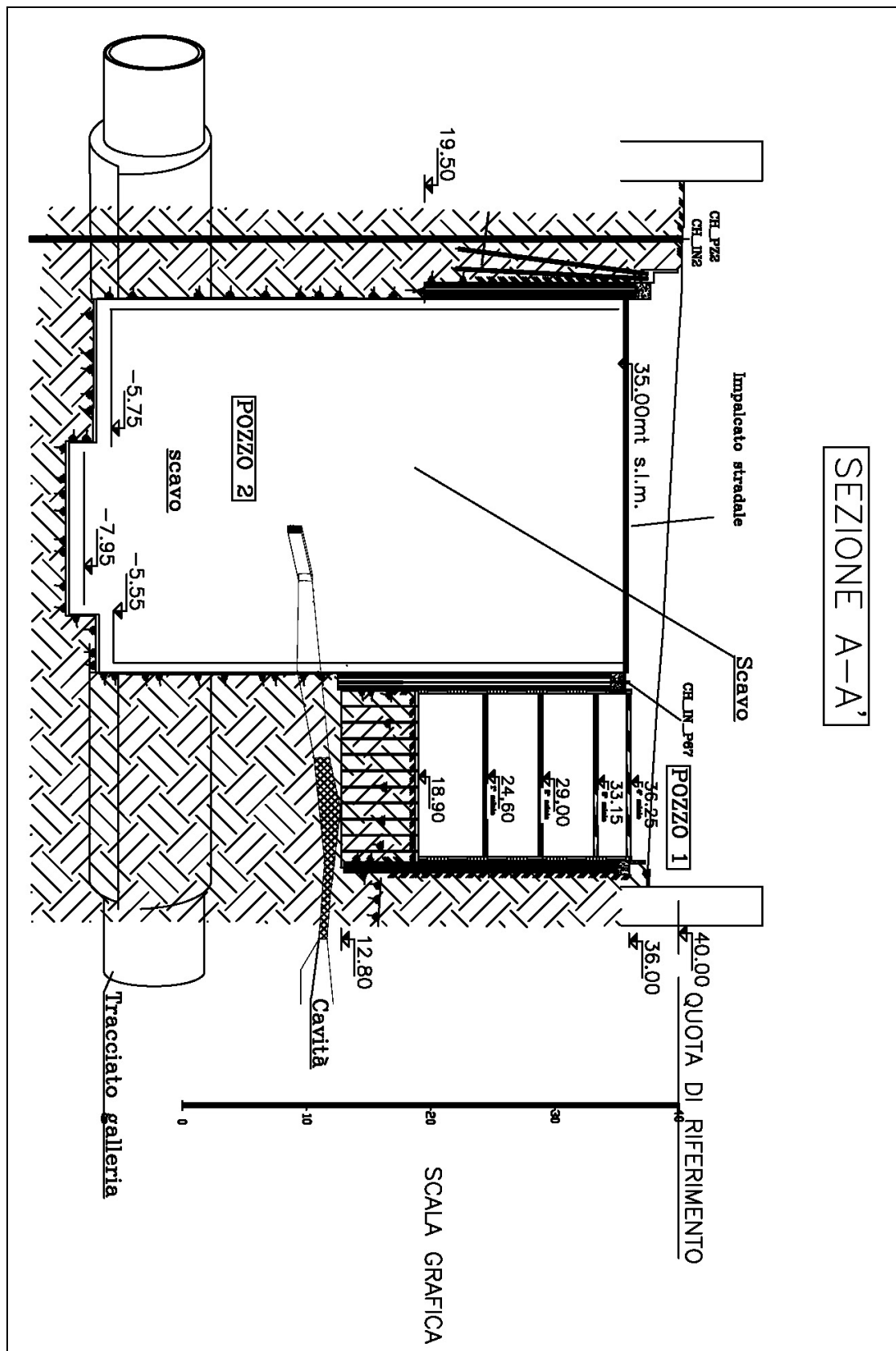


Figura 6.2.: Sezione A-A' pozzo stazione, raffigurante la suddivisione in aree di lavoro.

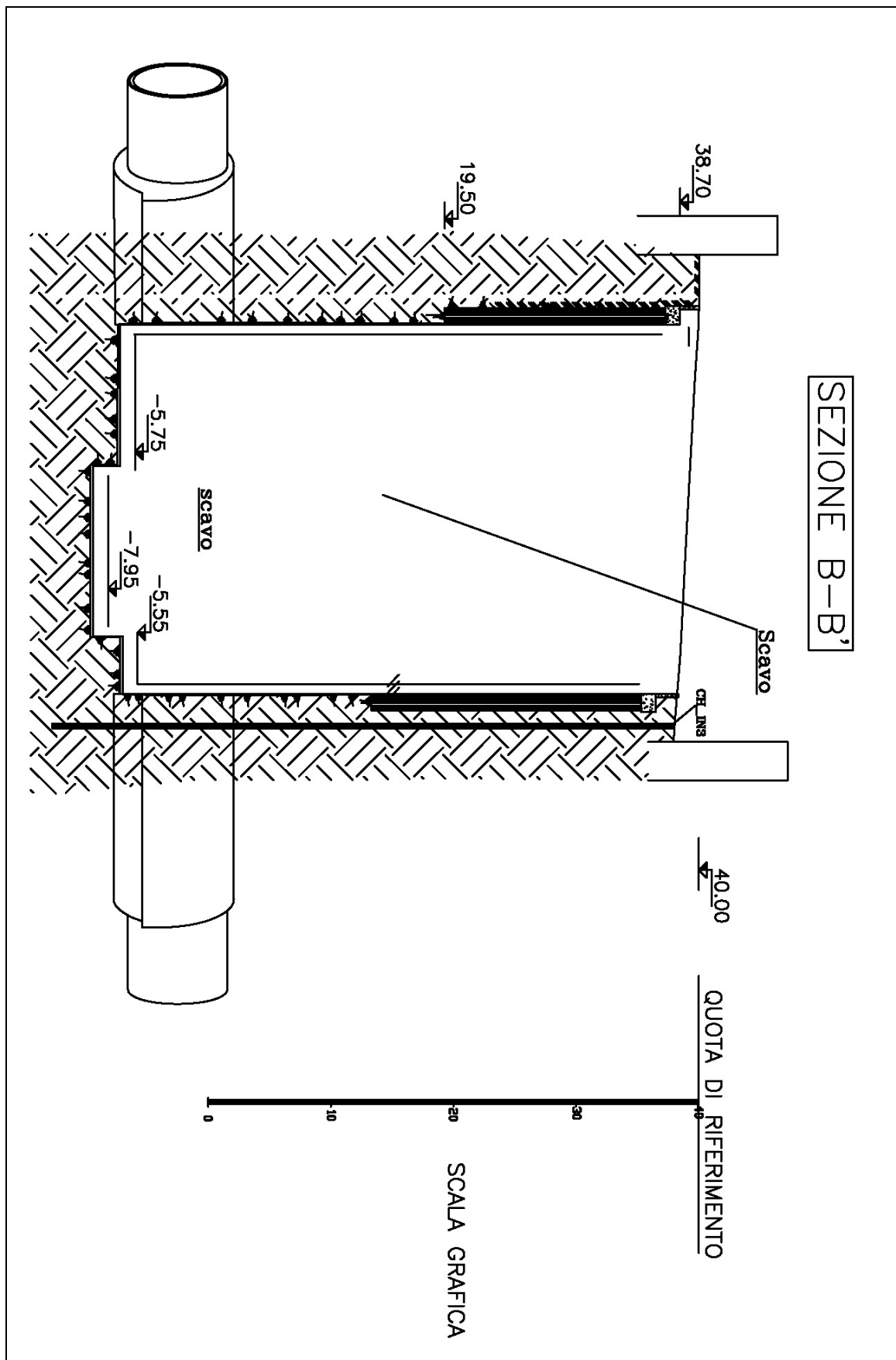



Figura 6.3.: Sezione B-B' pozzo stazione, raffigurante la suddivisione in aree di lavoro.

 <b>Ansaldo STS</b> A Finmeccanica Company	<b>LINEA 6 METROPOLITANA DI NAPOLI - PROGETTO ESECUTIVO</b>  <b>OPERE CIVILI - MONITORAGGIO GEOTECNICO GEOREFERENZIATO</b> <b>REPORT DELLE MISURE - STAZIONE CHIAIA</b>	
---	--	--

## 7. MISURE GEOTECNICHE – INCLINOMETRICHE

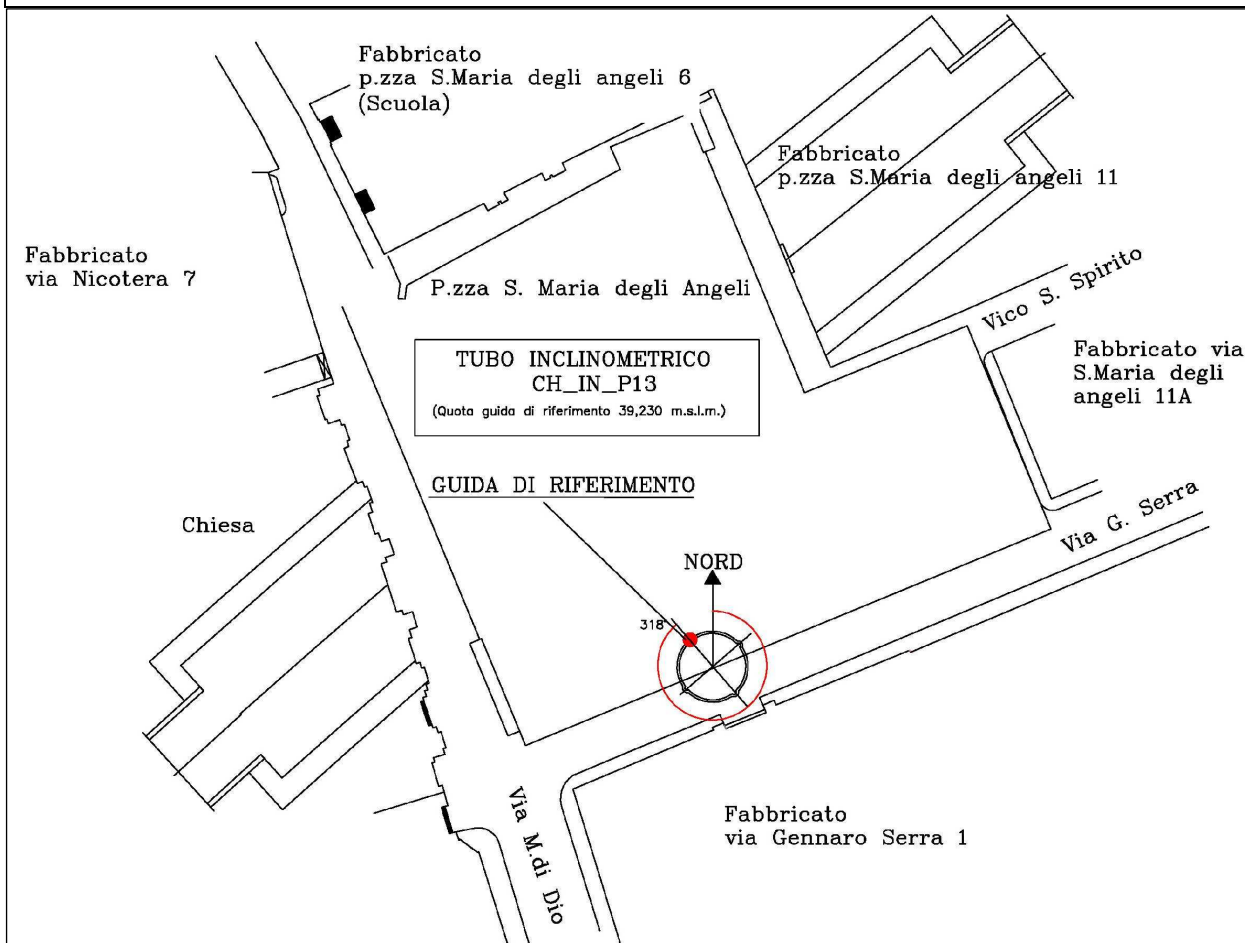
Gli inclinometri sono strumenti di controllo dei movimenti e delle deformazioni dei terreni nonché delle variazioni di assetto delle strutture. I rilievi consistono nella misura della variazione delle inclinazioni rispetto alla verticale di punti significativi, dall'inclinazione, mediante integrazione numerica si risale agli spostamenti sul piano x-y. La strumentazione di base è composta da tubo inclinometrico a sezione circolare provvisto di scanalature con funzione di guida per la sonda, sonda inclinometrica, cavo e centralina di misura.

Tabella riepilogativa per gli inclinometri installati in cantiere

NOME	TIPOLOGIA STRUMENTO	DATA INSTALLAZIONE	DISPONIBILITA' LETTURA			NOTE
			DATA LETTURA DI ZERO	PERIODO INTERRUZIONE	DATA FINE ATTIVITA'	
CH_IN_P13	INCLINOMETRO	06/12/10	22/12/10			
CH_IN_P50	INCLINOMETRO	21/12/10	21/01/11			
CH_IN_P67	INCLINOMETRO	18/11/09	25/11/09			
CH_IN_P81	INCLINOMETRO	21/12/10	21/01/11			

## Inclinometro

CH\_IN\_P13



Affidabilità strumentale  
A.T.I. LM6 – TreEsse

buono  
da rivedere  
da scartare

X

Congruenza progettuale  
C.T. ATI LM6 – C.T. Monitoraggio

congruente  
non congruente, da valutare  
non congruente con implicazioni sulla  
sicurezza

**NOTE**

Ubicazione **STAZIONE CHIAIA**  
 Tipo Strumento **Tubo inclinometrico**  
 Nome tubo **CH\_IN\_P13**  
 Azimut di riferimento **318**  
 Quota guida rif. (m.s.l.m.) **39,23**  
 Data lettura di zero **22/12/2010**  
 Data posa in opera **06/12/2010**

Misura **87** in data **08/05/2014 12.42**

SPOSTAMENTI LOCALI (mm)				
PROFONDITA (m.s.l.m.)	EST	NORD	RISULTANTE	AZIMUT
38,7	0,139	0,047	0,147	71,196
37,7	0,259	-0,111	0,282	113,121
36,7	0,168	-0,193	0,255	138,971
35,7	0,078	-0,220	0,233	160,489
34,7	0,164	-0,174	0,239	136,578
33,7	-0,055	-0,102	0,116	208,468
32,7	-0,016	-0,070	0,072	192,546
31,7	-0,093	-0,225	0,244	202,515
30,7	-0,191	-0,085	0,209	246,109
29,7	-0,296	-0,112	0,316	249,260
28,7	-0,211	0,092	0,230	293,570
27,7	-0,359	0,010	0,359	271,620
26,7	-0,167	0,070	0,181	292,704
25,7	-0,141	-0,061	0,154	246,726
24,7	-0,385	0,334	0,510	310,923
23,7	-0,446	0,275	0,524	301,690
22,7	-0,430	0,399	0,587	312,857
21,7	-0,491	0,402	0,635	309,256
20,7	-0,492	0,550	0,738	318,181
19,7	-0,478	0,487	0,682	315,557

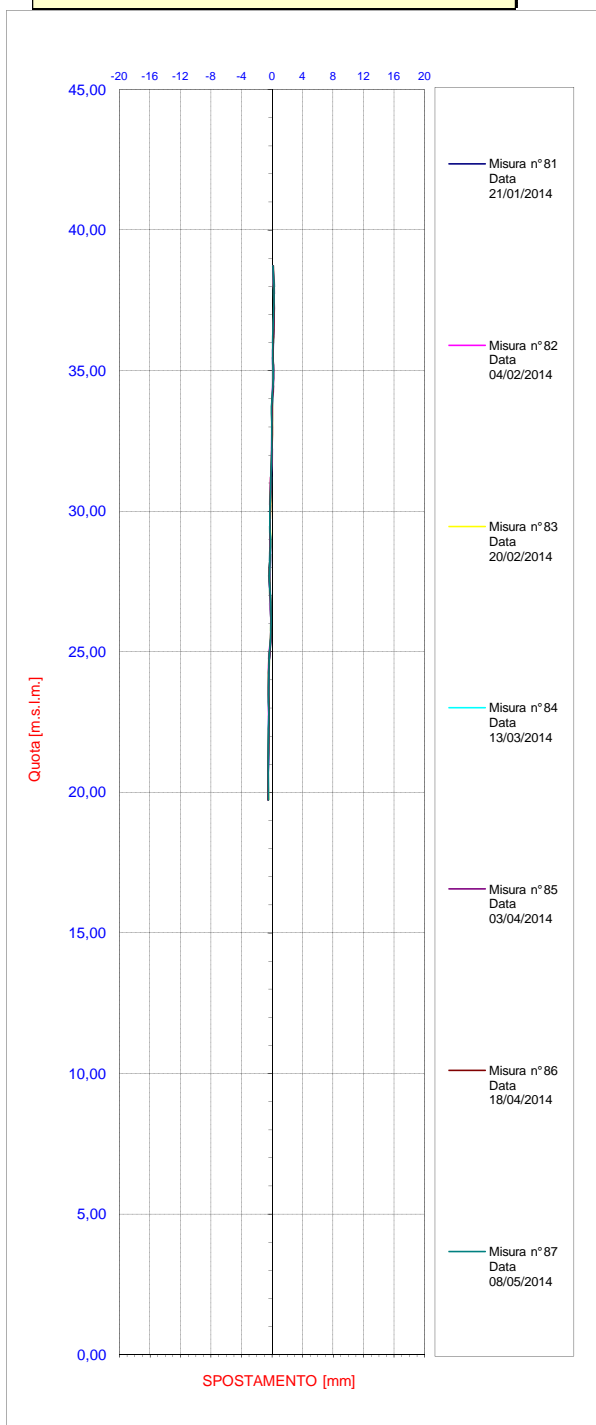
SPOSTAMENTI INTEGRALI (mm)				
PROFONDITA (m.s.l.m.)	EST	NORD	RISULTANTE	AZIMUT
38,7	-3,445	1,316	3,688	290,908
37,7	-3,584	1,269	3,802	289,493
36,7	-3,843	1,379	4,083	289,743
35,7	-4,011	1,572	4,308	291,403
34,7	-4,088	1,791	4,464	293,662
33,7	-4,253	1,965	4,685	294,801
32,7	-4,197	2,067	4,679	296,218
31,7	-4,182	2,137	4,696	297,069
30,7	-4,088	2,362	4,722	300,017
29,7	-3,898	2,447	4,602	302,118
28,7	-3,602	2,559	4,418	305,389
27,7	-3,391	2,467	4,193	306,034
26,7	-3,031	2,456	3,902	309,019
25,7	-2,864	2,386	3,728	309,802
24,7	-2,723	2,447	3,661	311,948
23,7	-2,337	2,113	3,151	312,114
22,7	-1,891	1,838	2,637	314,177
21,7	-1,461	1,438	2,050	314,554
20,7	-0,970	1,037	1,420	316,920
19,7	-0,478	0,487	0,682	315,557



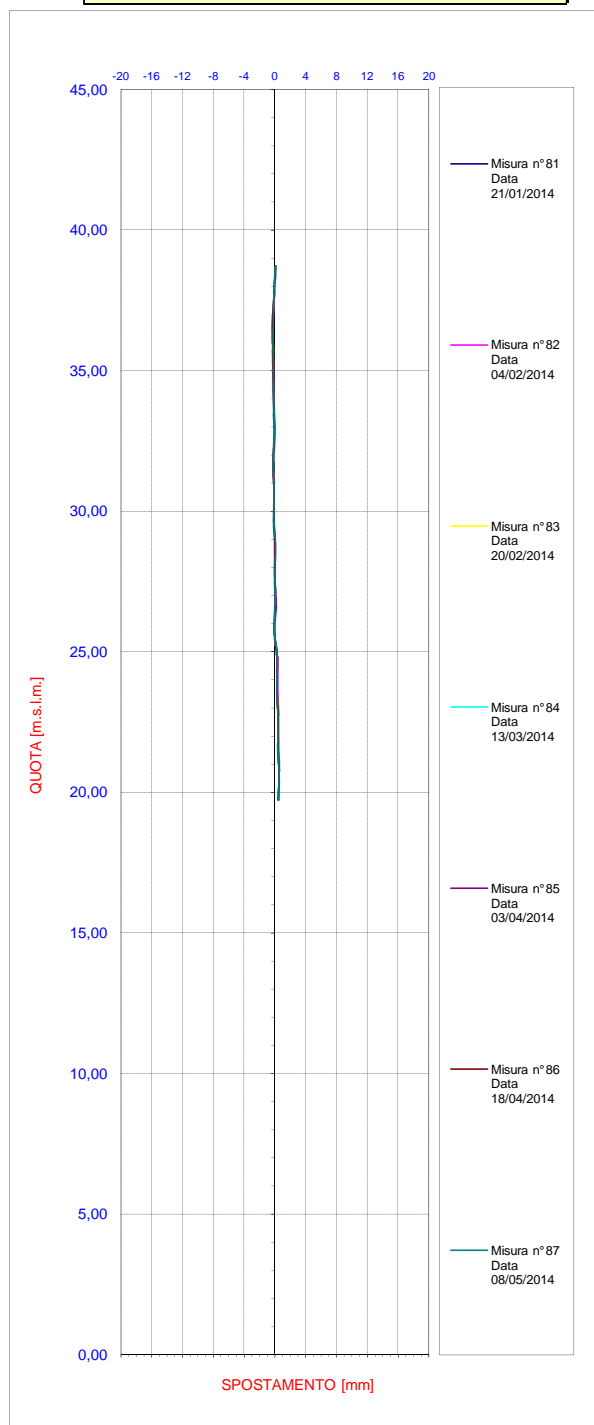
Ubicazione **STAZIONE CHIAIA**  
Tipo Strumento **Tubo inclinometrico**  
Nome tubo **CH\_IN\_P13**  
Azimut di riferimento **318**  
Quota guida rif. (m.s.l.m.) **39,23**  
Data lettura di zero **22/12/2010**  
Data posa in opera **06/12/2010**

Ultima Misura **87** in data **08/05/2014 12.42**

**Spostamenti Differenziali Locali**  
**OVEST- (valori negativi) / EST + (valori positivi)**



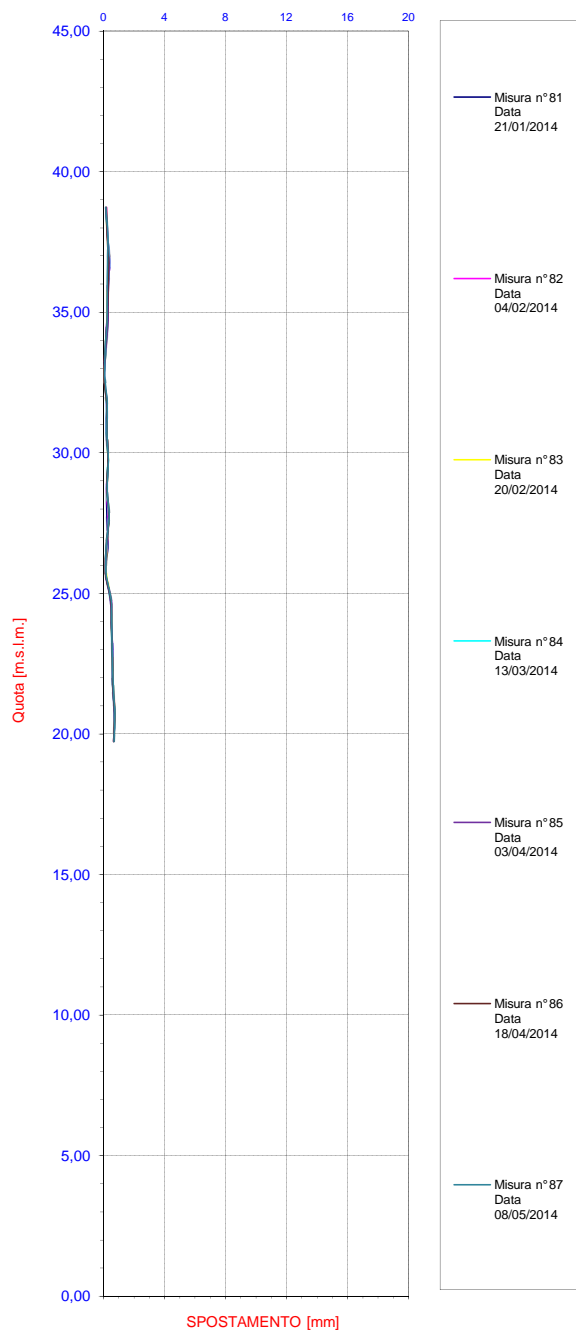
**Spostamenti Differenziali Locali**  
**SUD - (valori negativi) / NORD + (valori positivi)**



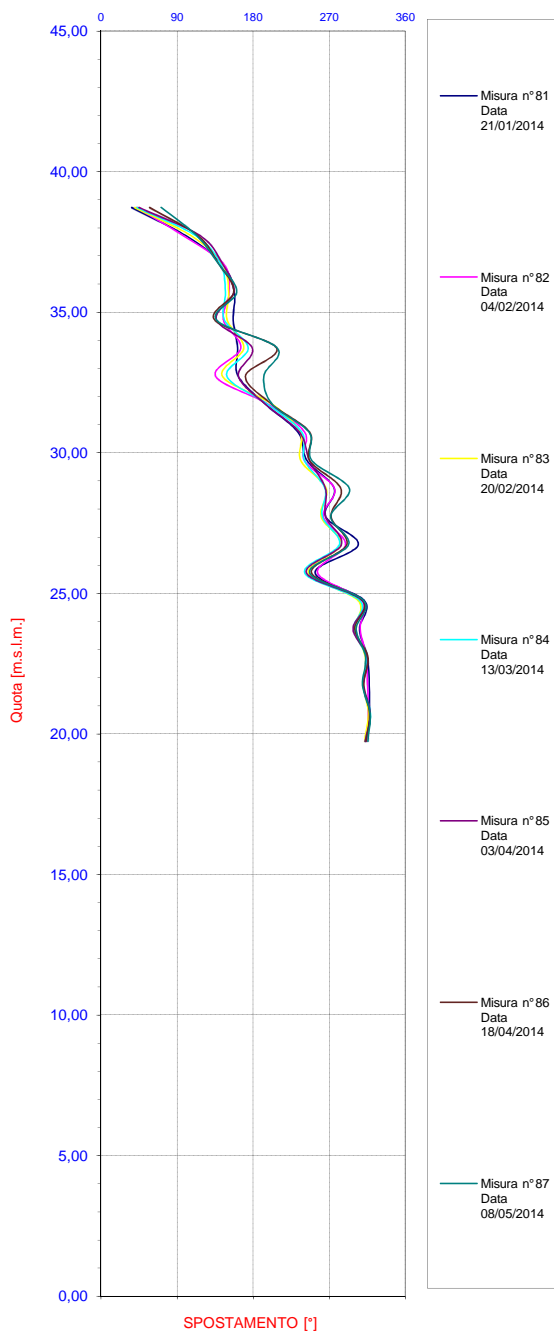
Ubicazione **STAZIONE CHIAIA**  
Tipo Strumento **Tubo inclinometrico**  
Nome tubo **CH\_IN\_P13**  
Azimut di riferimento **318**  
Quota guida rif. (m.s.l.m.) **39,23**  
Data lettura di zero **22/12/2010**  
Data posa in opera **06/12/2010**

Ultima Misura **87** in data **08/05/2014 12.42**

**Spostamenti Differenziali Locali  
Risultante**



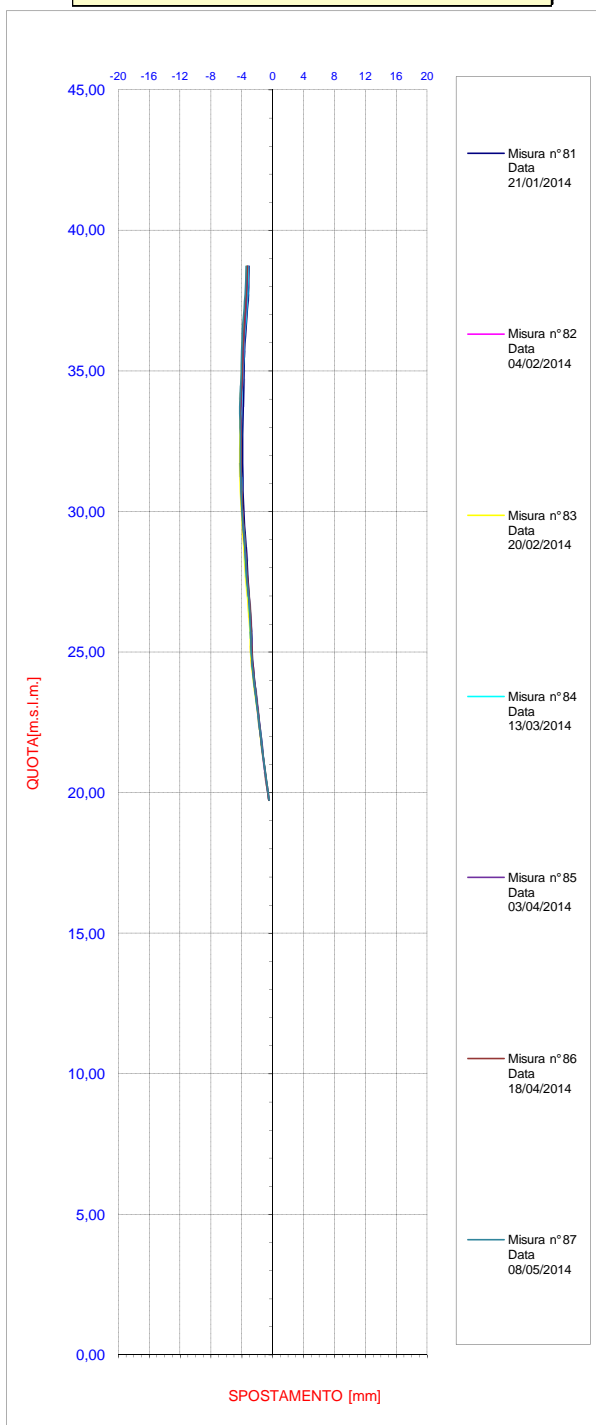
**Spostamenti Differenziali Locali  
Azimut**



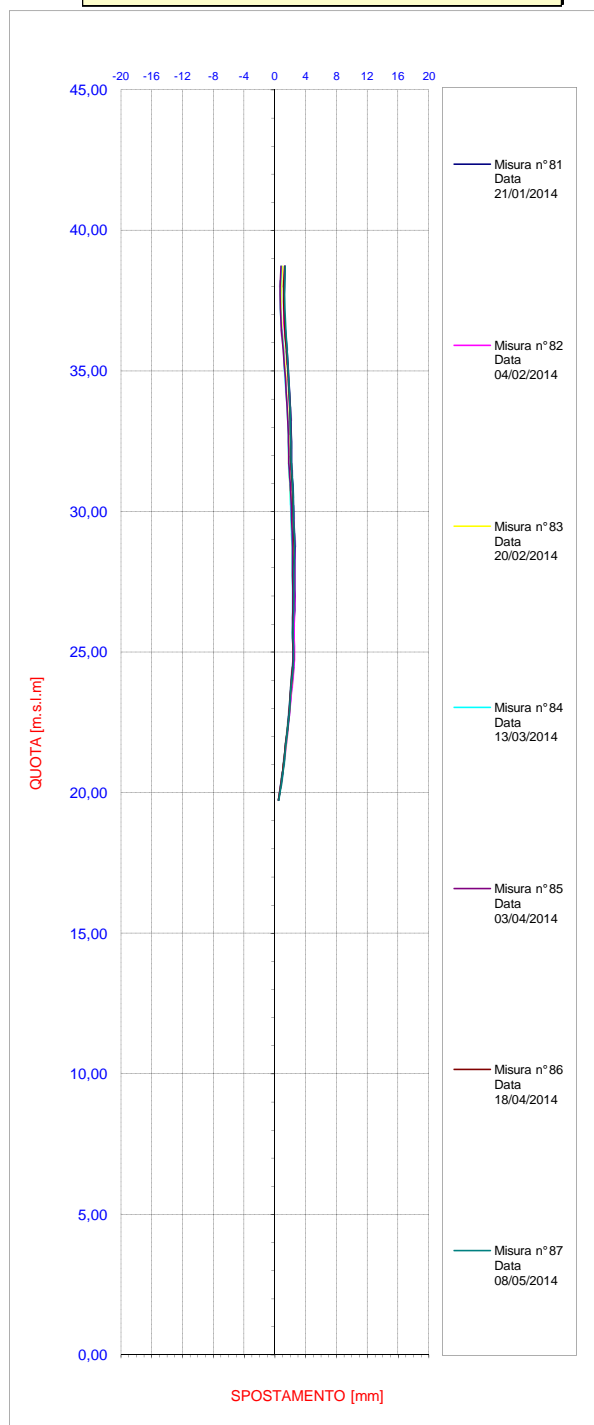
Ubicazione **STAZIONE CHIAIA**  
Tipo Strumento **Tubo inclinometrico**  
Nome tubo **CH\_IN\_P13**  
Azimut di riferimento **318**  
Quota guida rif. (m.s.l.m.) **39,23**  
Data lettura di zero **22/12/2010**  
Data posa in opera **06/12/2010**

Ultima Misura **87** in data **08/05/2014 12.42**

Spostamenti Differenziali Integrali  
OVEST- (valori negativi) / EST + (valori positivi)



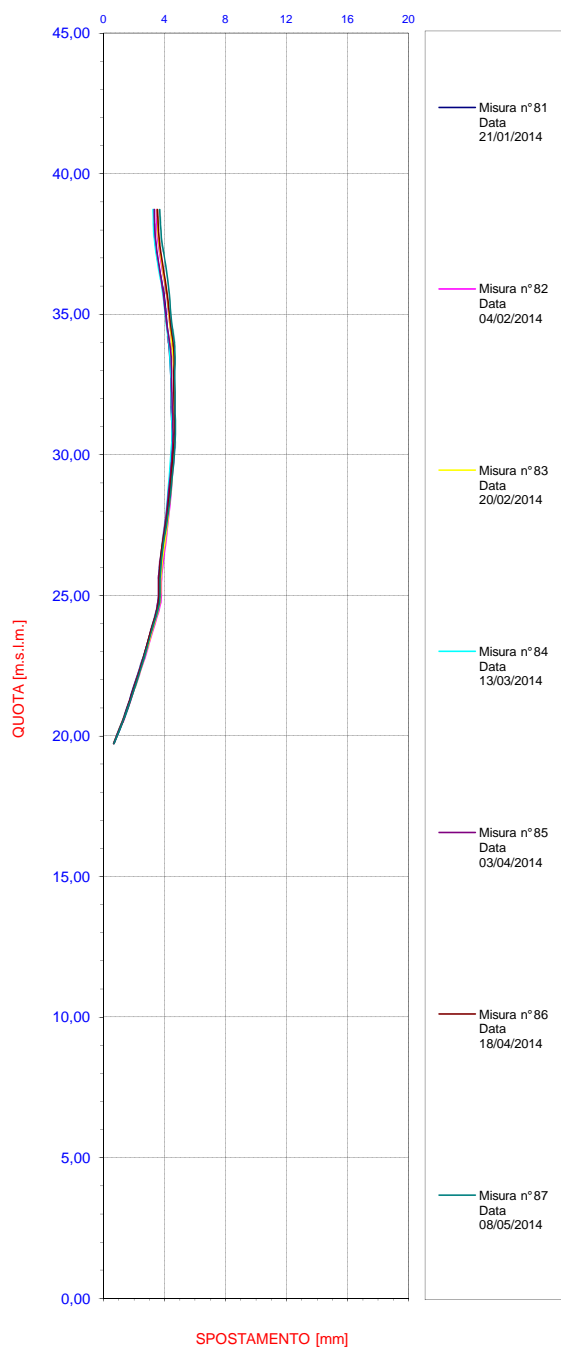
Spostamenti Differenziali Integrali  
SUD - (valori negativi) / NORD + (valori positivi)



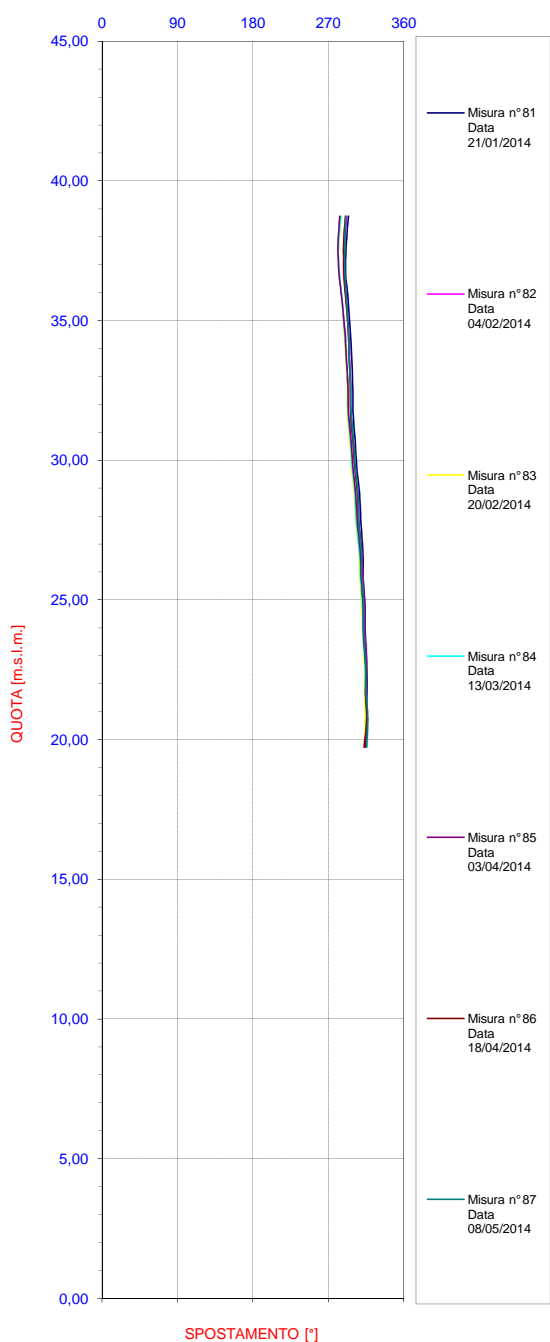
Ubicazione **STAZIONE CHIAIA**  
Tipo Strumento **Tubo inclinometrico**  
Nome tubo **CH\_IN\_P13**  
Azimut di riferimento **318**  
Quota guida rif. (m.s.l.m.) **39,23**  
Data lettura di zero **22/12/2010**  
Data posa in opera **06/12/2010**

Ultima Misura **87** in data **08/05/2014 12.42**

**Spostamenti Differenziali Integrali  
Risultante**



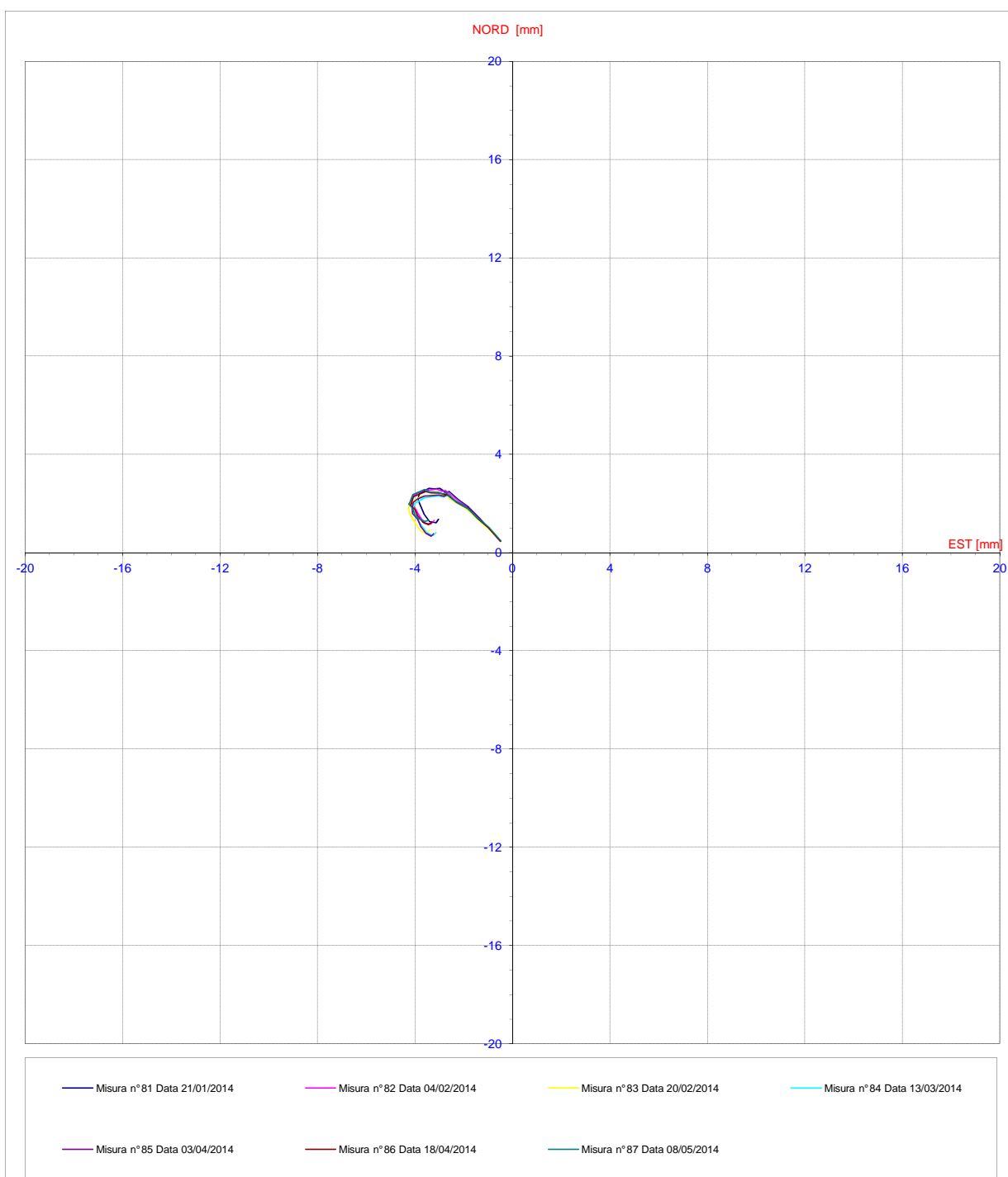
**Spostamenti Differenziali Integrali  
Azimut**



Ubicazione STAZIONE CHIAIA  
Tipo Strumento Tubo inclinometrico  
Nome tubo CH\_IN\_P13  
Azimut di riferimento 318  
Quota guida rif. (m.s.l.m.) 39,23  
Data lettura di zero 22/12/2010  
Data posa in opera 06/12/2010

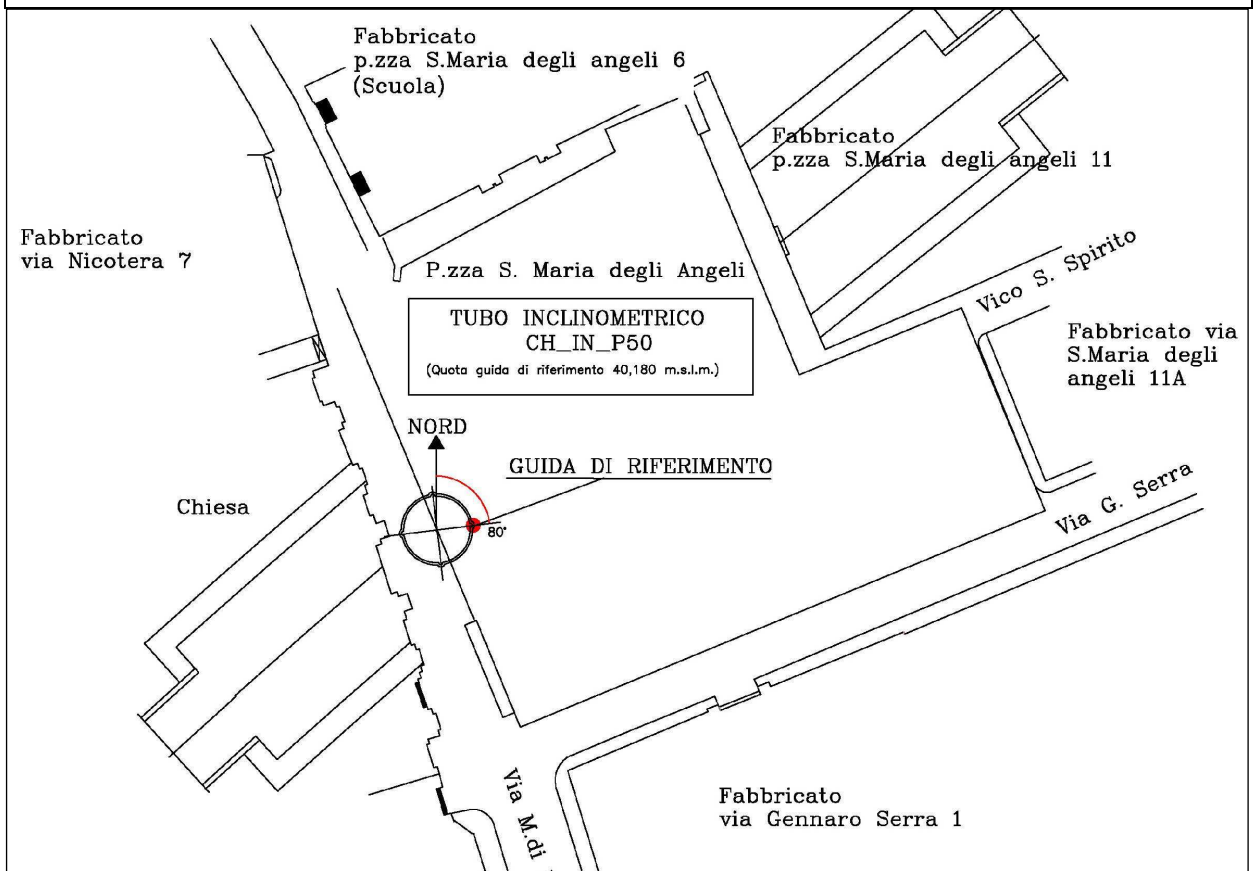
Ultima Misura 87 in data 08/05/2014 12.42

Spostamenti Differenziali Integrali  
Diagramma polare



## Inclinometro

CH\_IN\_P50



Affidabilità strumentale  
A.T.I. LM6 – TreEsse

buono  
da rivedere  
da scartare

X

Congruenza progettuale  
C.T. ATI LM6 – C.T. Monitoraggio

congruente  
non congruente, da valutare  
non congruente con implicazioni sulla  
sicurezza

congruente

**NOTE**

Ubicazione **STAZIONE CHIAIA**  
 Tipo Strumento **Tubo inclinometrico**  
 Nome tubo **CH\_IN\_P50**  
 Azimut di riferimento **80**  
 Quota guida rif. (m.s.l.m.) **40,18**  
 Data lettura di zero **21/01/2011**  
 Data posa in opera **21/12/2010**

Misura **92** in data **08/05/2014 12.50**

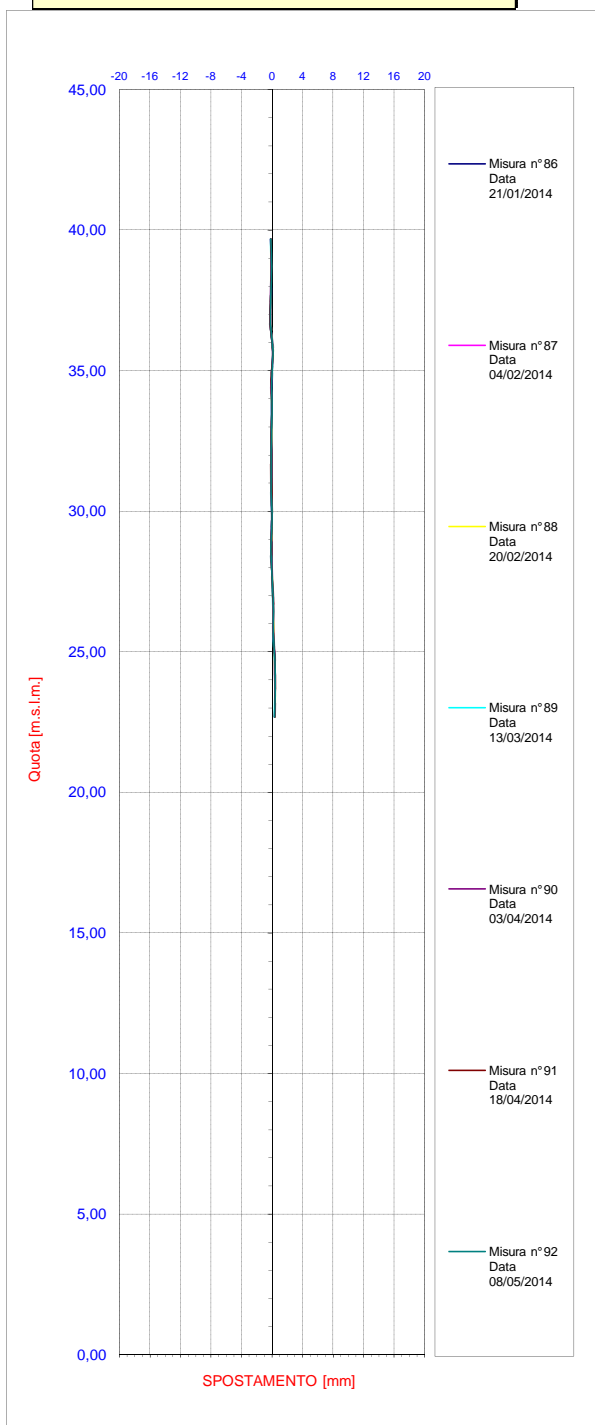
SPOSTAMENTI LOCALI (mm)				
PROFONDITA (m.s.l.m.)	EST	NORD	RISULTANTE	AZIMUT
39,7	-0,172	-0,111	0,205	237,208
38,7	-0,059	-0,314	0,319	190,563
37,7	-0,154	-0,025	0,156	260,733
36,7	-0,214	-0,027	0,216	262,775
35,7	0,105	-0,139	0,174	142,796
34,7	-0,061	0,056	0,083	312,209
33,7	0,016	0,026	0,031	31,584
32,7	-0,104	0,093	0,140	312,057
31,7	-0,146	-0,069	0,161	244,686
30,7	-0,115	0,037	0,121	287,859
29,7	-0,012	0,043	0,044	344,614
28,7	-0,155	-0,229	0,277	214,042
27,7	-0,003	0,105	0,105	358,361
26,7	0,181	-0,121	0,218	123,825
25,7	0,182	-0,028	0,184	98,768
24,7	0,359	-0,101	0,373	105,771
23,7	0,412	-0,044	0,414	96,038
22,7	0,331	-0,154	0,365	114,891

SPOSTAMENTI INTEGRALI (mm)				
PROFONDITA (m.s.l.m.)	EST	NORD	RISULTANTE	AZIMUT
39,7	0,392	-1,002	1,076	158,657
38,7	0,564	-0,891	1,054	147,681
37,7	0,622	-0,577	0,849	132,842
36,7	0,777	-0,552	0,953	125,400
35,7	0,991	-0,525	1,121	117,903
34,7	0,886	-0,386	0,966	113,557
33,7	0,947	-0,442	1,045	115,012
32,7	0,931	-0,468	1,042	116,691
31,7	1,035	-0,562	1,177	118,491
30,7	1,180	-0,493	1,279	112,656
29,7	1,296	-0,530	1,400	112,241
28,7	1,308	-0,573	1,427	113,650
27,7	1,462	-0,343	1,502	103,218
26,7	1,465	-0,448	1,532	107,004
25,7	1,284	-0,327	1,325	104,277
24,7	1,102	-0,299	1,142	105,166
23,7	0,743	-0,197	0,769	104,872
22,7	0,331	-0,154	0,365	114,891

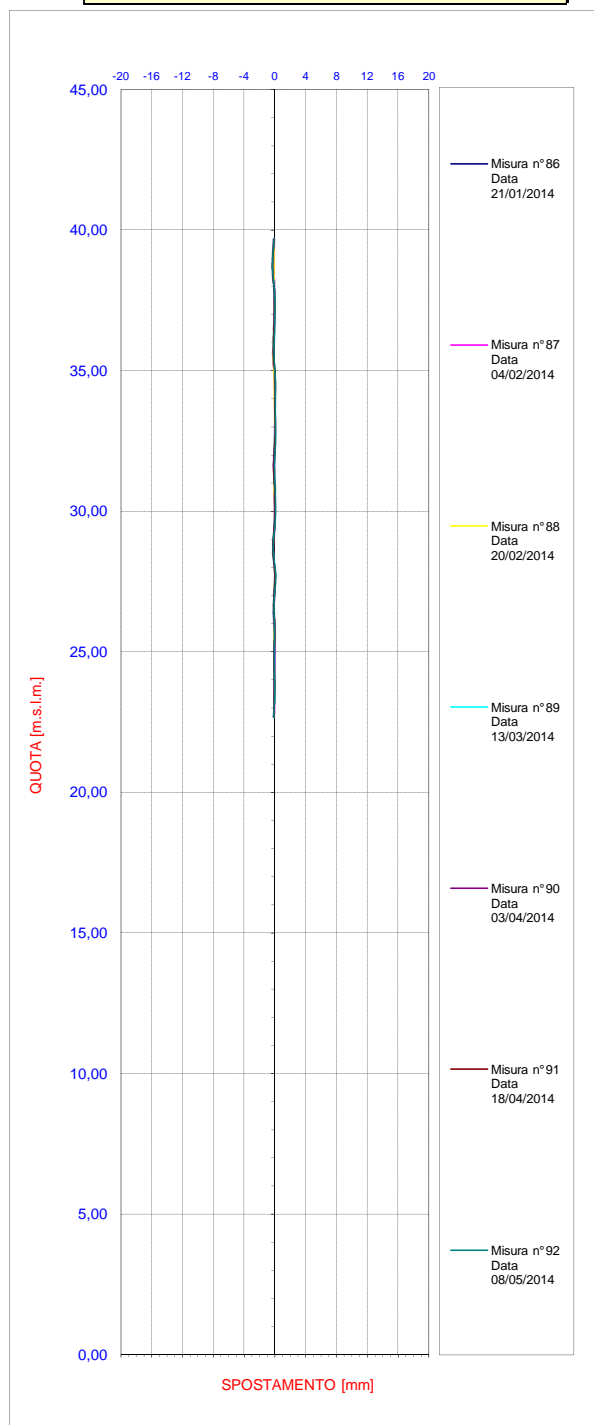
Ubicazione **STAZIONE CHIAIA**  
Tipo Strumento **Tubo inclinometrico**  
Nome tubo **CH\_IN\_P50**  
Azimut di riferimento **80**  
Quota guida rif. (m.s.l.m.) **40,18**  
Data lettura di zero **21/01/2011**  
Data posa in opera **21/12/2010**

Ultima Misura **92** in data **08/05/2014 12.50**

**Spostamenti Differenziali Locali  
OVEST- (valori negativi) / EST + (valori positivi)**



**Spostamenti Differenziali Locali  
SUD - (valori negativi) / NORD + (valori positivi)**

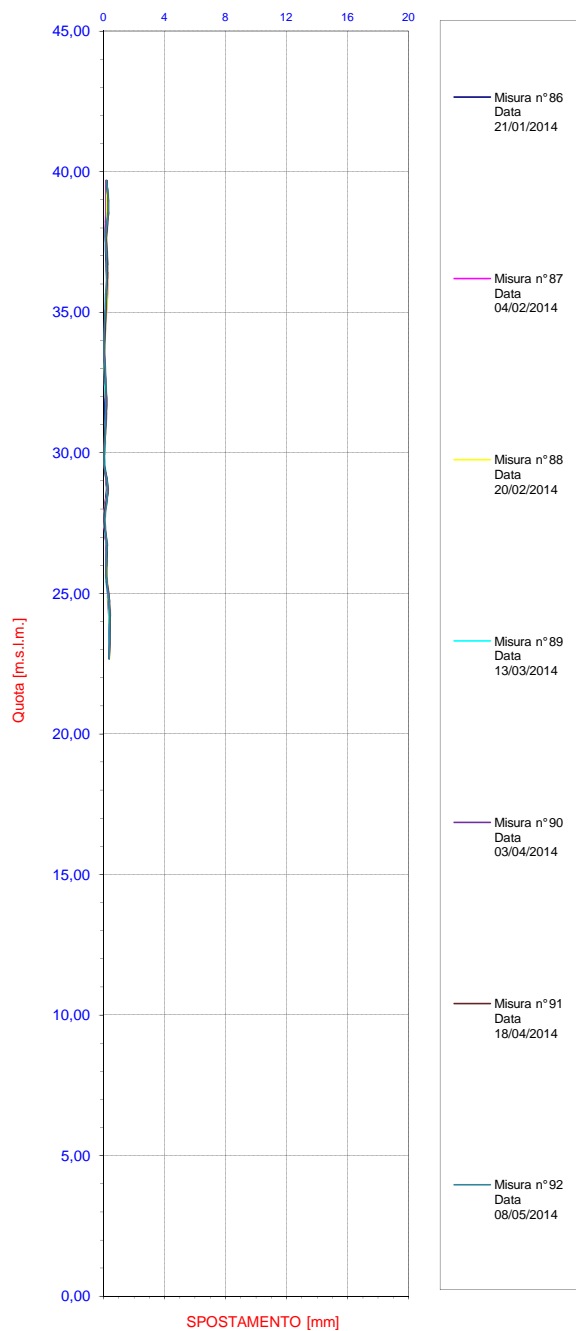




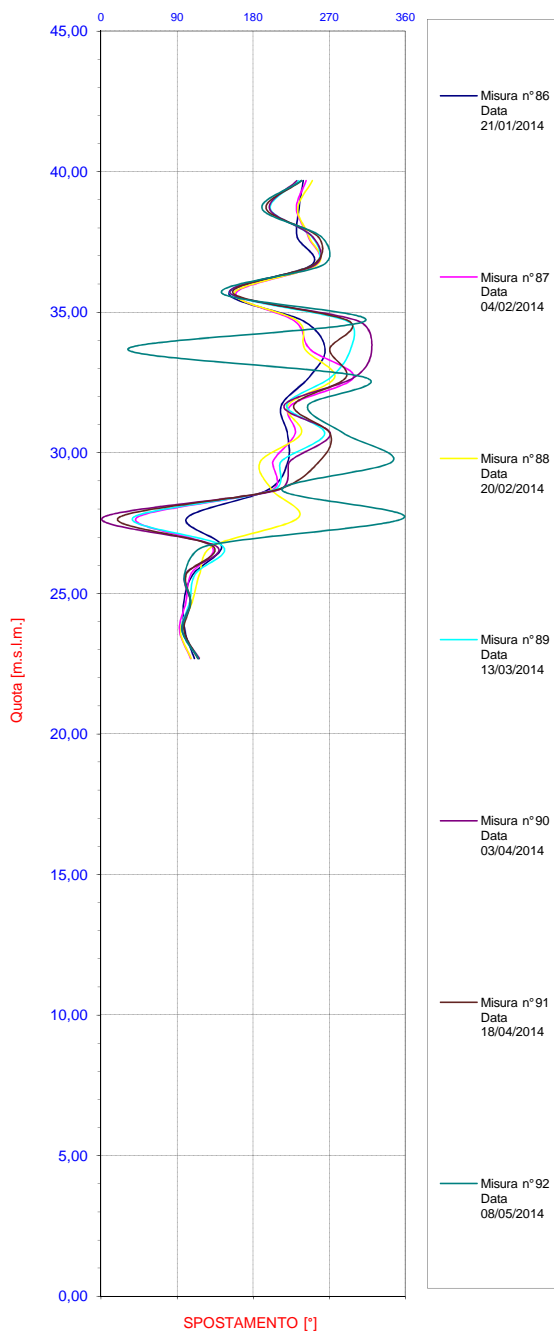
Ubicazione **STAZIONE CHIAIA**  
Tipo Strumento **Tubo inclinometrico**  
Nome tubo **CH\_IN\_P50**  
Azimut di riferimento **80**  
Quota guida rif. (m.s.l.m.) **40,18**  
Data lettura di zero **21/01/2011**  
Data posa in opera **21/12/2010**

Ultima Misura **92** in data **08/05/2014 12.50**

**Spostamenti Differenziali Locali  
Risultante**



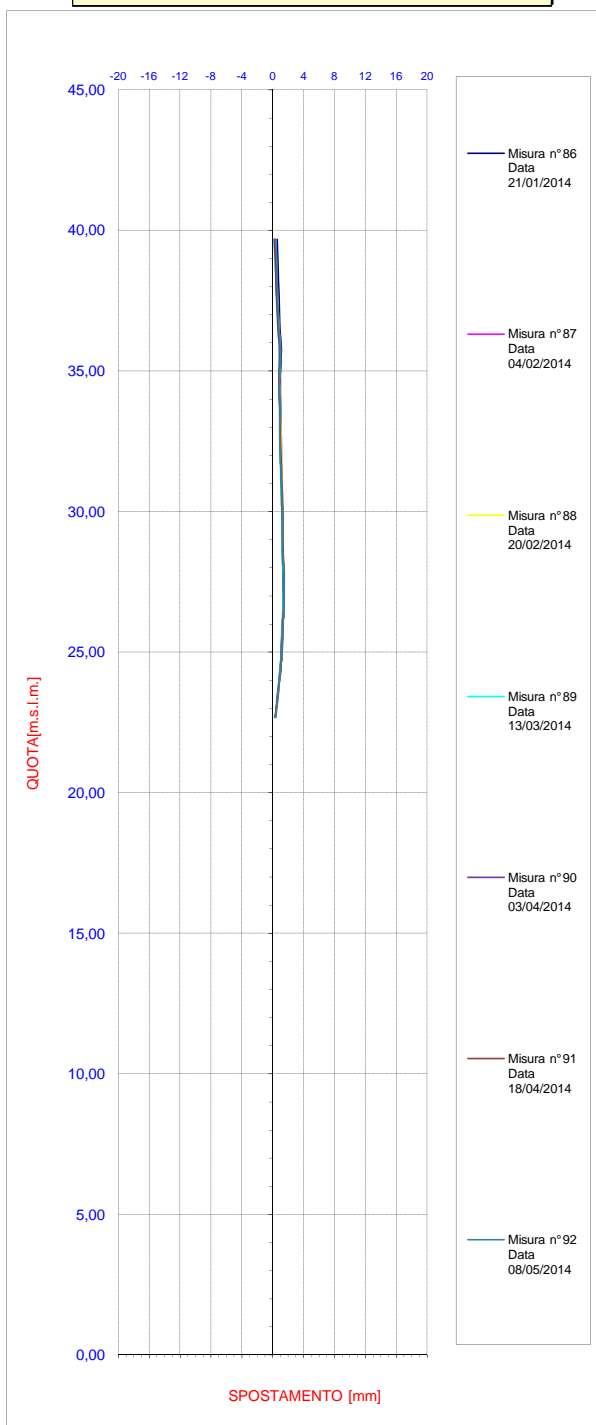
**Spostamenti Differenziali Locali  
Azimut**



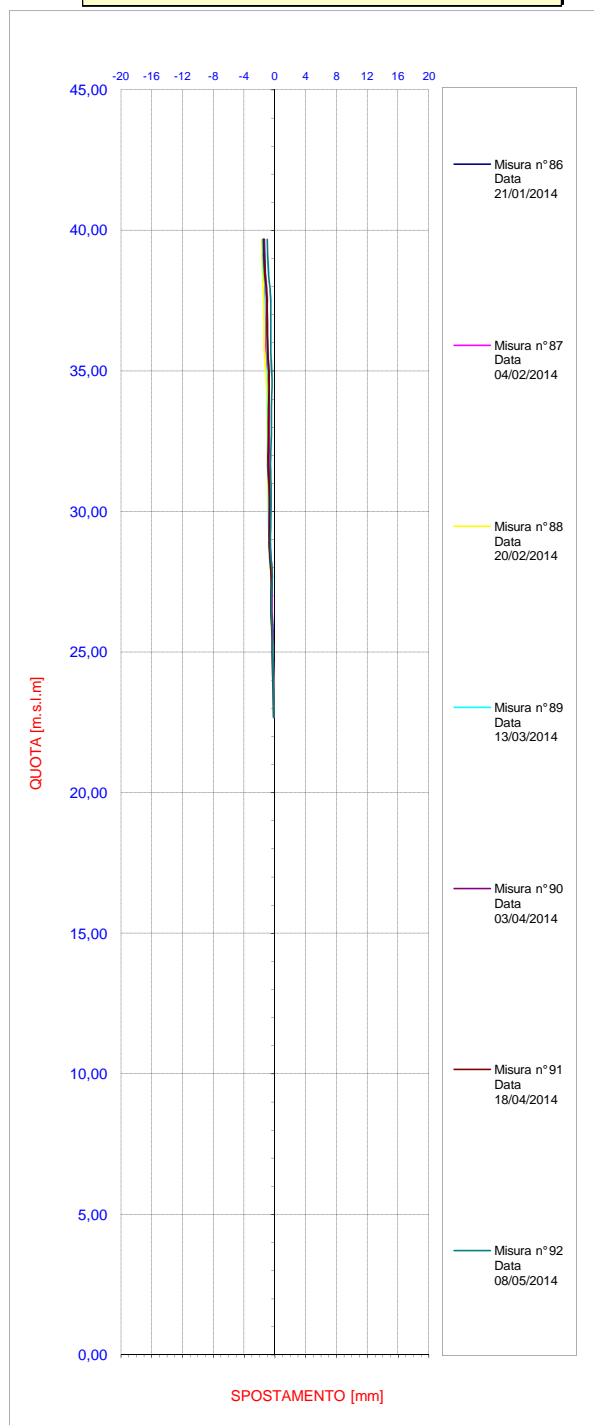
Ubicazione **STAZIONE CHIAIA**  
Tipo Strumento **Tubo inclinometrico**  
Nome tubo **CH\_IN\_P50**  
Azimut di riferimento **80**  
Quota guida rif. (m.s.l.m.) **40,18**  
Data lettura di zero **21/01/2011**  
Data posa in opera **21/12/2010**

Ultima Misura **92** in data **08/05/2014 12.50**

Spostamenti Differenziali Integrali  
OVEST- (valori negativi) / EST + (valori positivi)



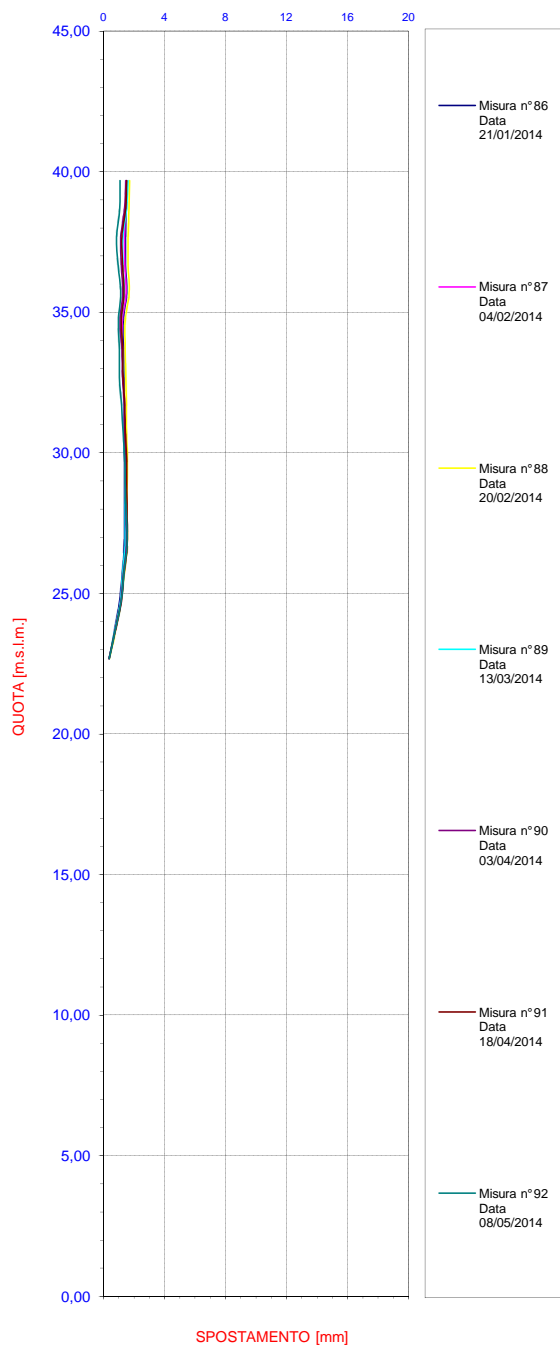
Spostamenti Differenziali Integrali  
SUD - (valori negativi) / NORD + (valori positivi)



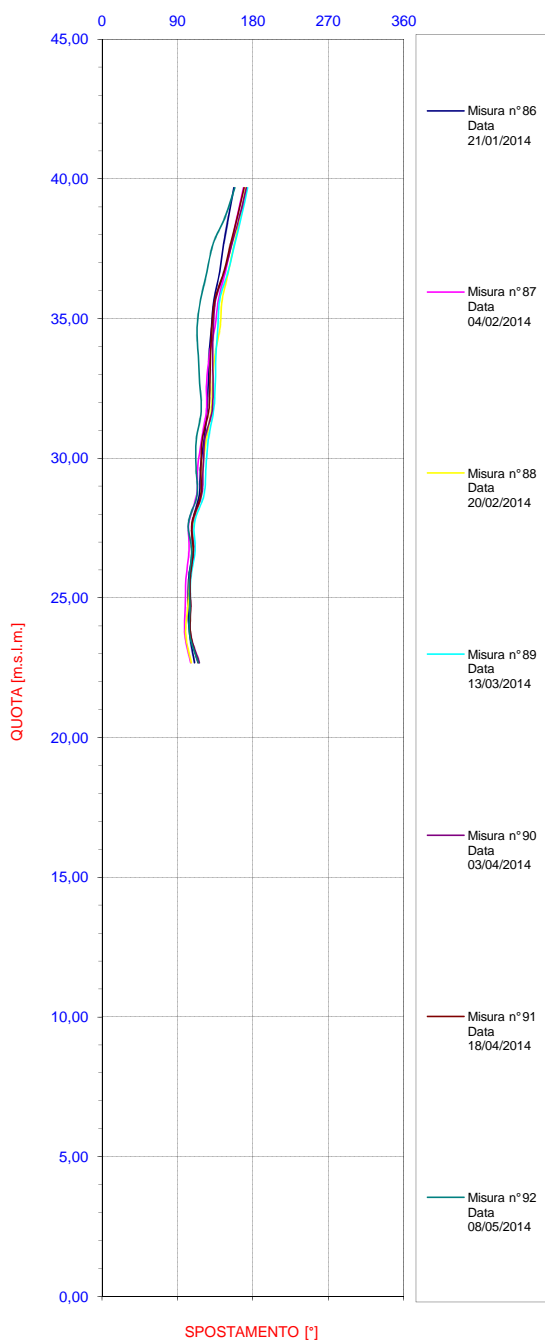
Ubicazione **STAZIONE CHIAIA**  
Tipo Strumento **Tubo inclinometrico**  
Nome tubo **CH\_IN\_P50**  
Azimut di riferimento **80**  
Quota guida rif. (m.s.l.m.) **40,18**  
Data lettura di zero **21/01/2011**  
Data posa in opera **21/12/2010**

Ultima Misura **92** in data **08/05/2014 12.50**

**Spostamenti Differenziali Integrali  
Risultante**



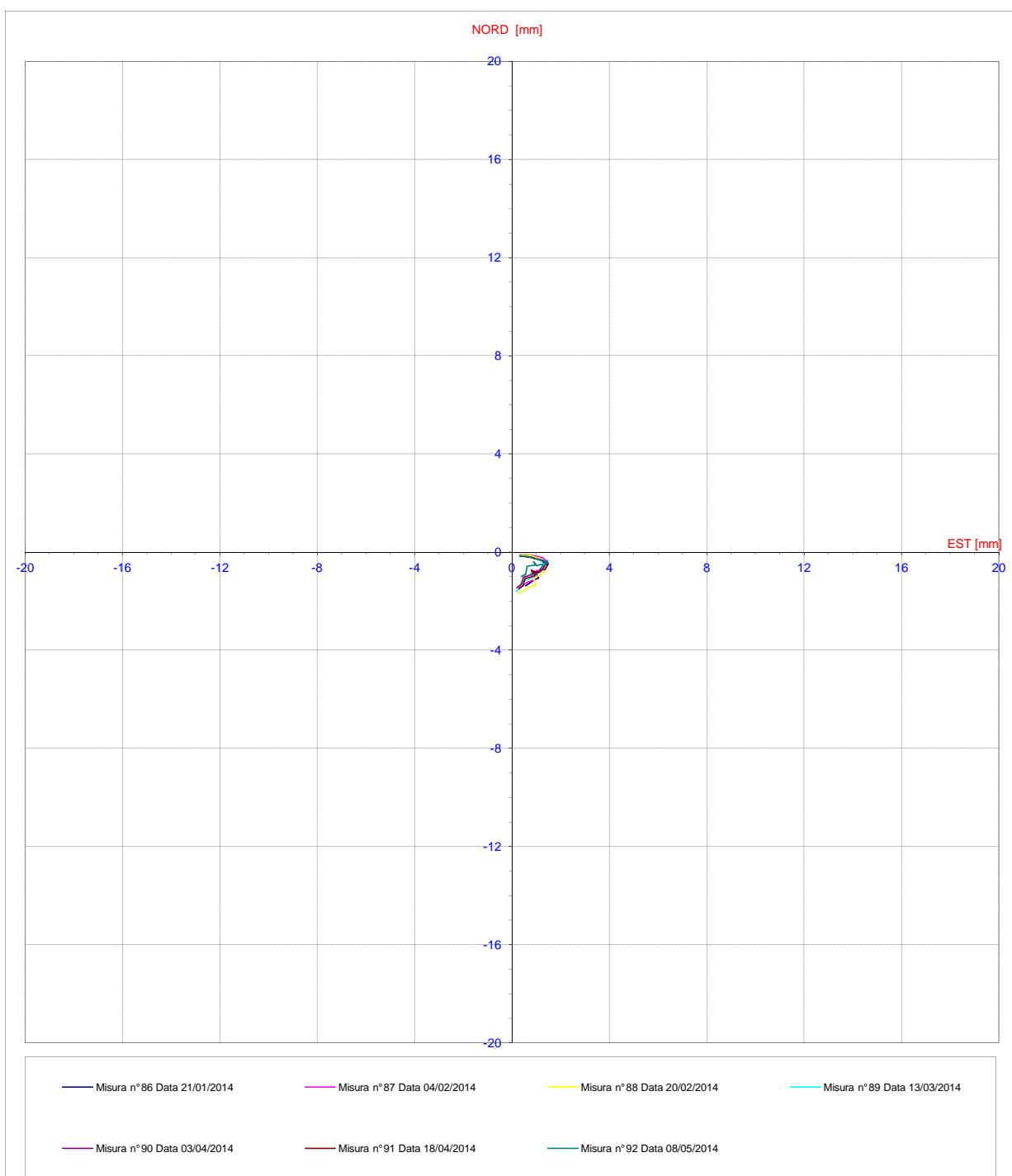
**Spostamenti Differenziali Integrali  
Azimut**



Ubicazione STAZIONE CHIAIA  
Tipo Strumento Tubo inclinometrico  
Nome tubo CH\_IN\_P50  
Azimut di riferimento 80  
Quota guida rif. (m.s.l.m.) 40,18  
Data lettura di zero 21/01/2011  
Data posa in opera 21/12/2010

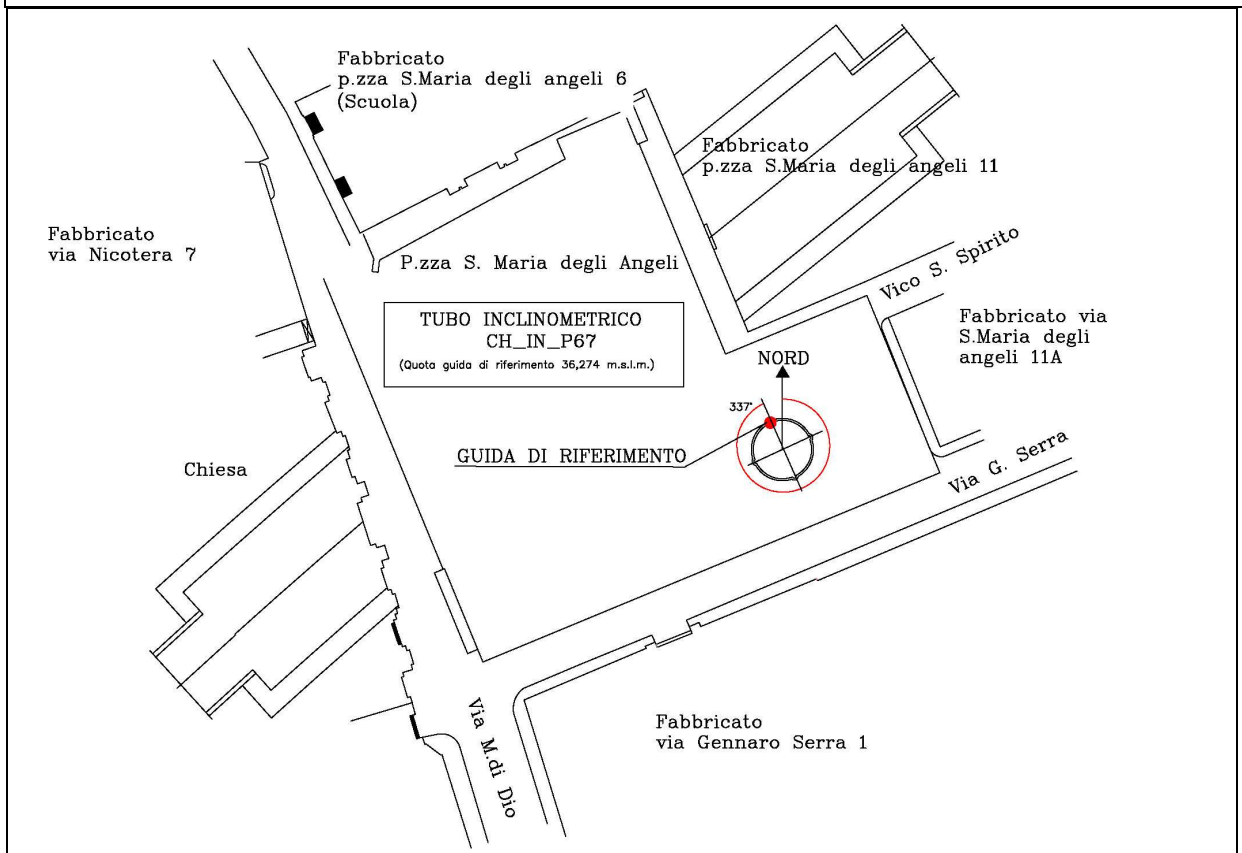
Ultima Misura 92 in data 08/05/2014 12.50

Spostamenti Differenziali Integrali  
Diagramma polare



## Inclinometro

CH\_IN\_P67



Affidabilità strumentale  
A.T.I. LM6 – TreEsse

buono  
da rivedere  
da scartare

X

Congruenza progettuale  
C.T. ATI LM6 – C.T. Monitoraggio

congruente
non congruente, da valutare
non congruente con implicazioni sulla sicurezza

**NOTE**

Ubicazione **STAZIONE CHIAIA**  
Tipo Strumento **Tubo inclinometrico**  
Nome tubo **CH\_IN\_P67**  
Azimut di riferimento **337**  
Quota guida rif. (m.s.l.m.) **36,274**  
Data lettura di zero **25/11/2009**  
Data posa in opera **18/11/2009**

Misura **144** in data **08/05/2014 12.58**

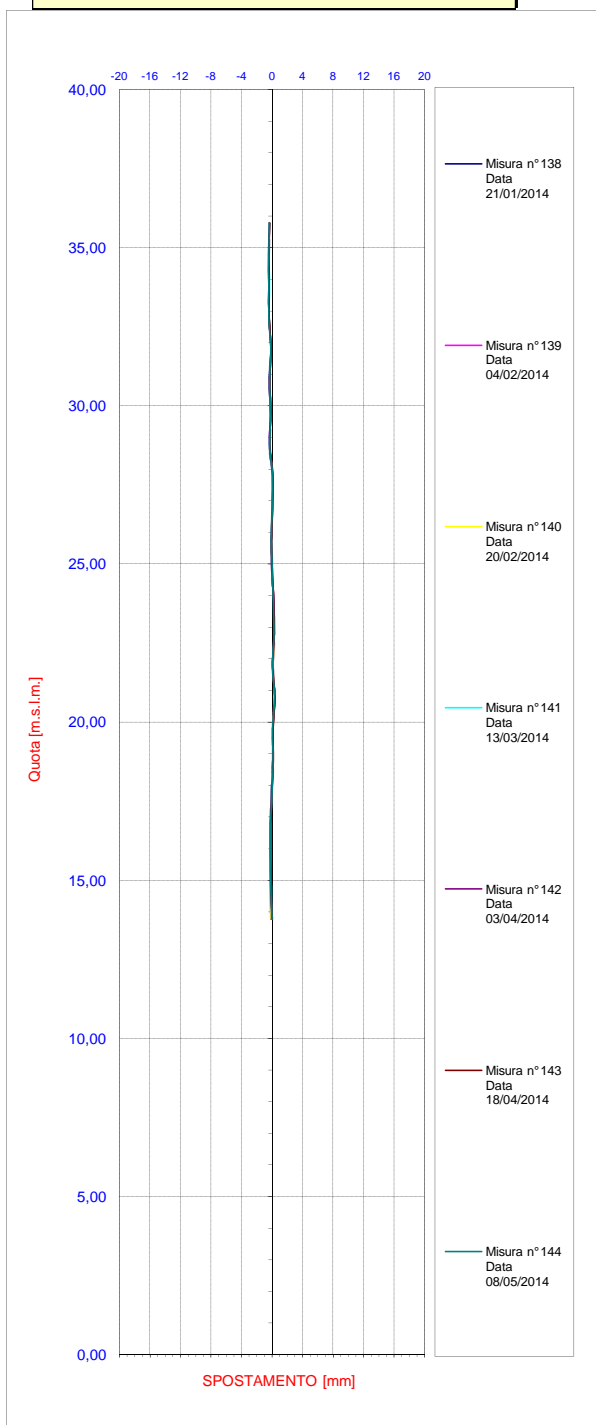
SPOSTAMENTI LOCALI (mm)				
PROFONDITA (m.s.l.m.)	EST	NORD	RISULTANTE	AZIMUT
35,8	-0,305	-0,068	0,312	257,498
34,8	-0,426	-0,031	0,427	265,887
33,8	-0,427	-0,036	0,429	265,138
32,8	-0,404	0,168	0,438	292,556
31,8	-0,151	0,226	0,272	326,271
30,8	-0,307	-0,045	0,311	261,705
29,8	-0,165	0,368	0,404	335,832
28,8	-0,295	0,083	0,307	285,759
27,8	0,081	0,215	0,230	20,636
26,8	0,048	0,157	0,165	17,120
25,8	-0,104	0,616	0,624	350,407
24,8	0,046	0,409	0,411	6,455
23,8	0,175	0,242	0,299	35,836
22,8	0,267	0,291	0,395	42,526
21,8	0,069	-0,425	0,431	170,824
20,8	0,356	0,153	0,388	66,750
19,8	0,071	0,391	0,397	10,226
18,8	0,145	0,257	0,295	29,367
17,8	0,012	0,043	0,045	15,802
16,8	-0,176	0,113	0,209	302,664
15,8	-0,206	0,120	0,238	300,254
14,8	-0,146	0,038	0,151	284,735
13,8	0,028	0,125	0,128	12,749

SPOSTAMENTI INTEGRALI (mm)				
PROFONDITA (m.s.l.m.)	EST	NORD	RISULTANTE	AZIMUT
35,8	-1,815	3,413	3,865	331,993
34,8	-1,510	3,480	3,794	336,542
33,8	-1,084	3,511	3,674	342,841
32,8	-0,657	3,547	3,607	349,511
31,8	-0,252	3,379	3,389	355,728
30,8	-0,101	3,153	3,154	358,162
29,8	0,206	3,198	3,204	3,687
28,8	0,371	2,829	2,853	7,478
27,8	0,666	2,746	2,826	13,642
26,8	0,585	2,531	2,598	13,025
25,8	0,537	2,373	2,433	12,748
24,8	0,641	1,757	1,871	20,038
23,8	0,595	1,349	1,474	23,797
22,8	0,420	1,106	1,183	20,777
21,8	0,153	0,815	0,829	10,607
20,8	0,084	1,240	1,243	3,873
19,8	-0,272	1,087	1,121	345,947
18,8	-0,343	0,696	0,776	333,793
17,8	-0,487	0,439	0,656	312,017
16,8	-0,500	0,396	0,638	308,425
15,8	-0,323	0,283	0,430	311,222
14,8	-0,118	0,164	0,202	324,201
13,8	0,028	0,125	0,128	12,749

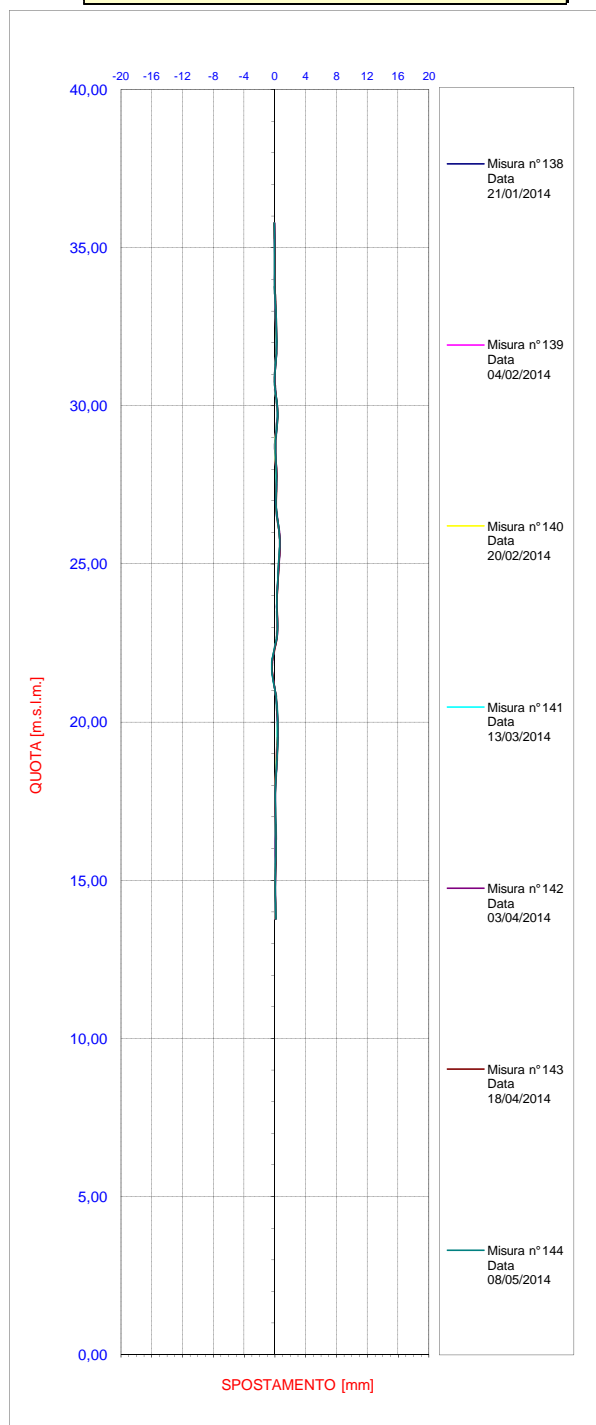
Ubicazione **STAZIONE CHIAIA**  
Tipo Strumento **Tubo inclinometrico**  
Nome tubo **CH\_IN\_P67**  
Azimut di riferimento **337**  
Quota guida rif. (m.s.l.m.) **36,274**  
Data lettura di zero **25/11/2009**  
Data posa in opera **18/11/2009**

Ultima Misura **144** in data **08/05/2014 12.58**

**Spostamenti Differenziali Locali**  
**OVEST- (valori negativi) / EST + (valori positivi)**



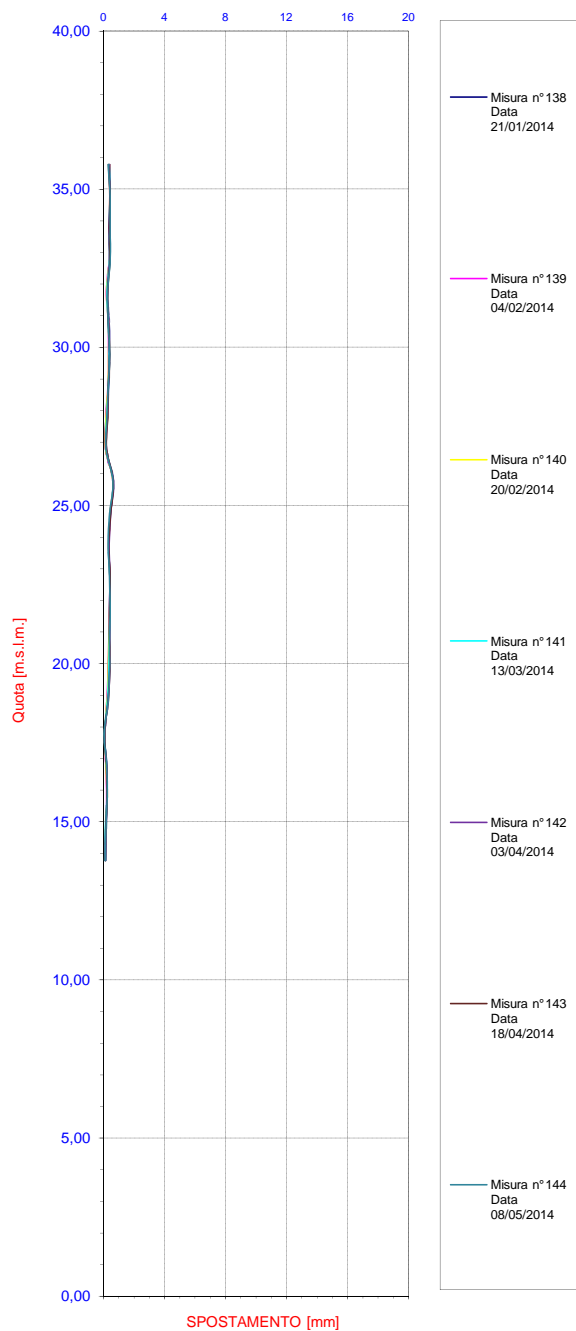
**Spostamenti Differenziali Locali**  
**SUD - (valori negativi) / NORD + (valori positivi)**



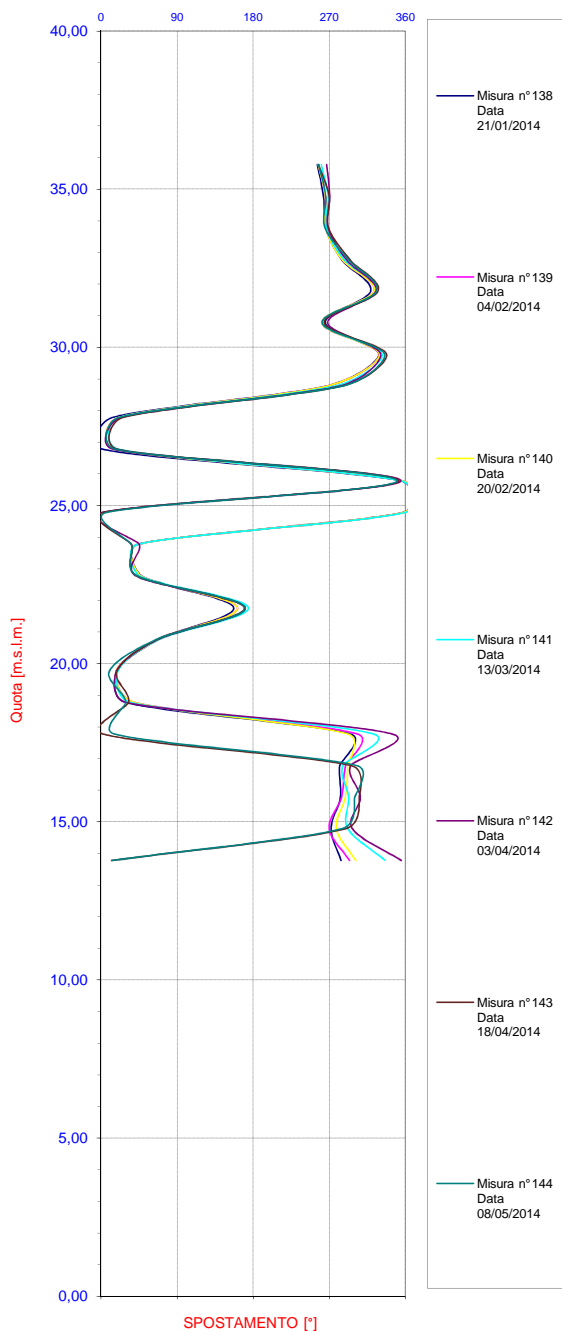
Ubicazione **STAZIONE CHIAIA**  
Tipo Strumento **Tubo inclinometrico**  
Nome tubo **CH\_IN\_P67**  
Azimut di riferimento **337**  
Quota guida rif. (m.s.l.m.) **36,274**  
Data lettura di zero **25/11/2009**  
Data posa in opera **18/11/2009**

Ultima Misura **144** in data **08/05/2014 12.58**

**Spostamenti Differenziali Locali  
Risultante**



**Spostamenti Differenziali Locali  
Azimut**

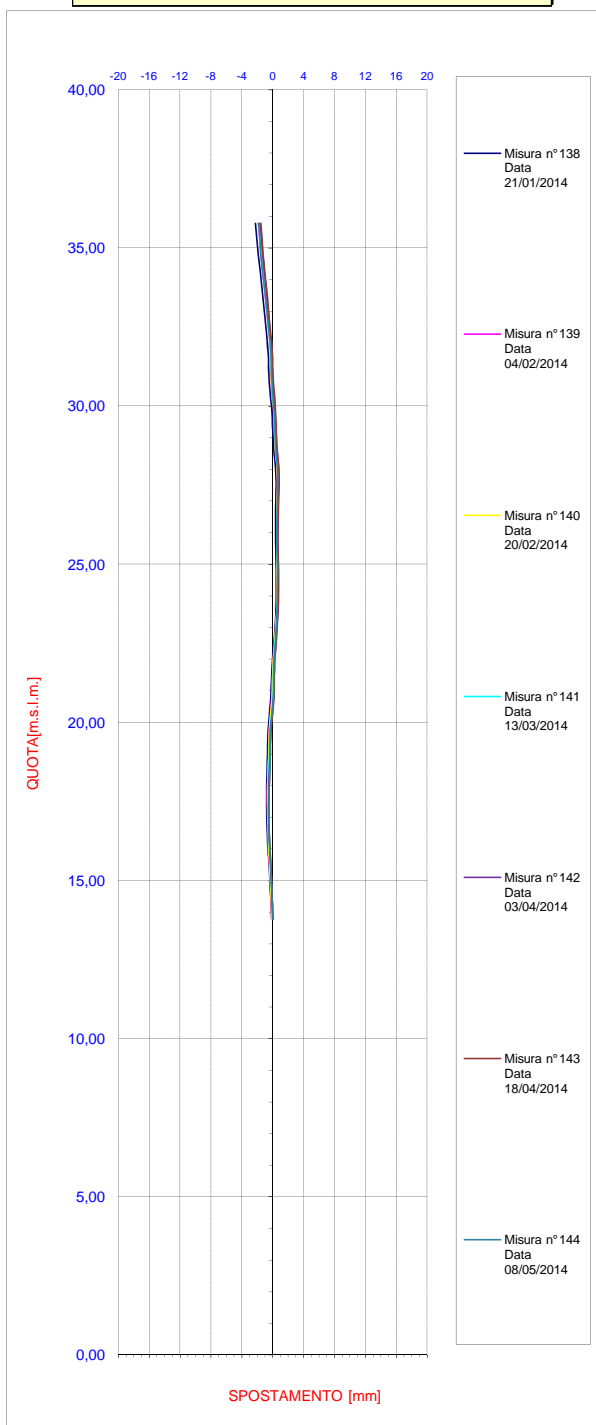




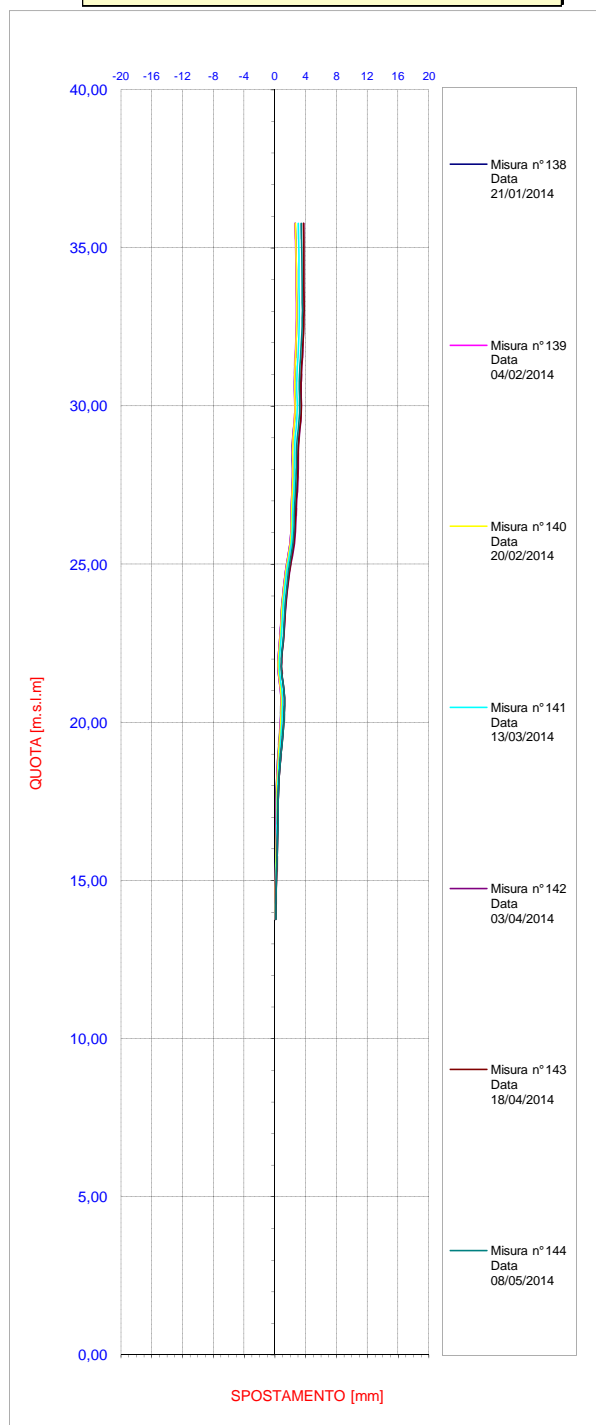
Ubicazione **STAZIONE CHIAIA**  
Tipo Strumento **Tubo inclinometrico**  
Nome tubo **CH\_IN\_P67**  
Azimut di riferimento **337**  
Quota guida rif. (m.s.l.m.) **36,274**  
Data lettura di zero **25/11/2009**  
Data posa in opera **18/11/2009**

Ultima Misura **144** in data **08/05/2014 12.58**

Spostamenti Differenziali Integrali  
OVEST- (valori negativi) / EST + (valori positivi)



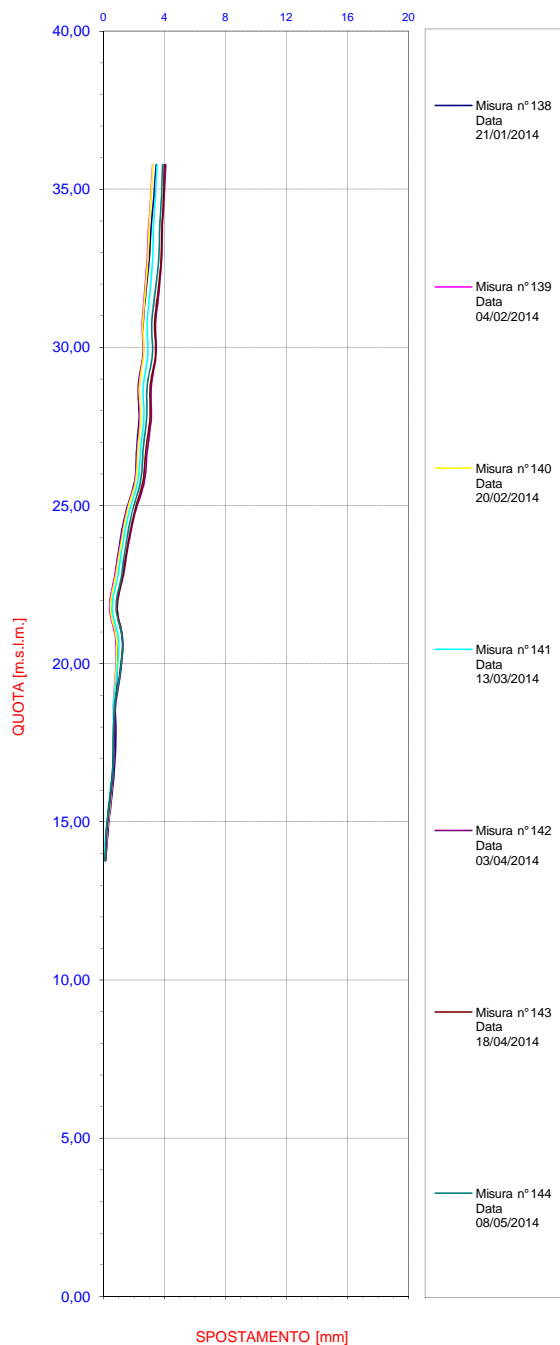
Spostamenti Differenziali Integrali  
SUD - (valori negativi) / NORD + (valori positivi)



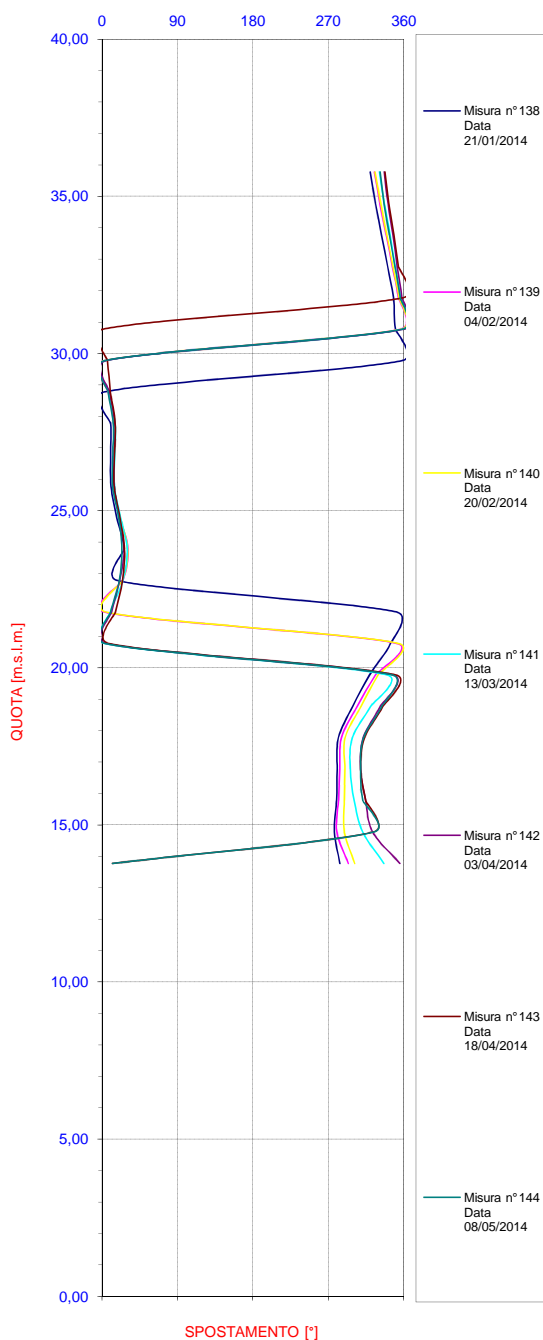
Ubicazione **STAZIONE CHIAIA**  
Tipo Strumento **Tubo inclinometrico**  
Nome tubo **CH\_IN\_P67**  
Azimut di riferimento **337**  
Quota guida rif. (m.s.l.m.) **36,274**  
Data lettura di zero **25/11/2009**  
Data posa in opera **18/11/2009**

Ultima Misura **144** in data **08/05/2014 12.58**

**Spostamenti Differenziali Integrali  
Risultante**



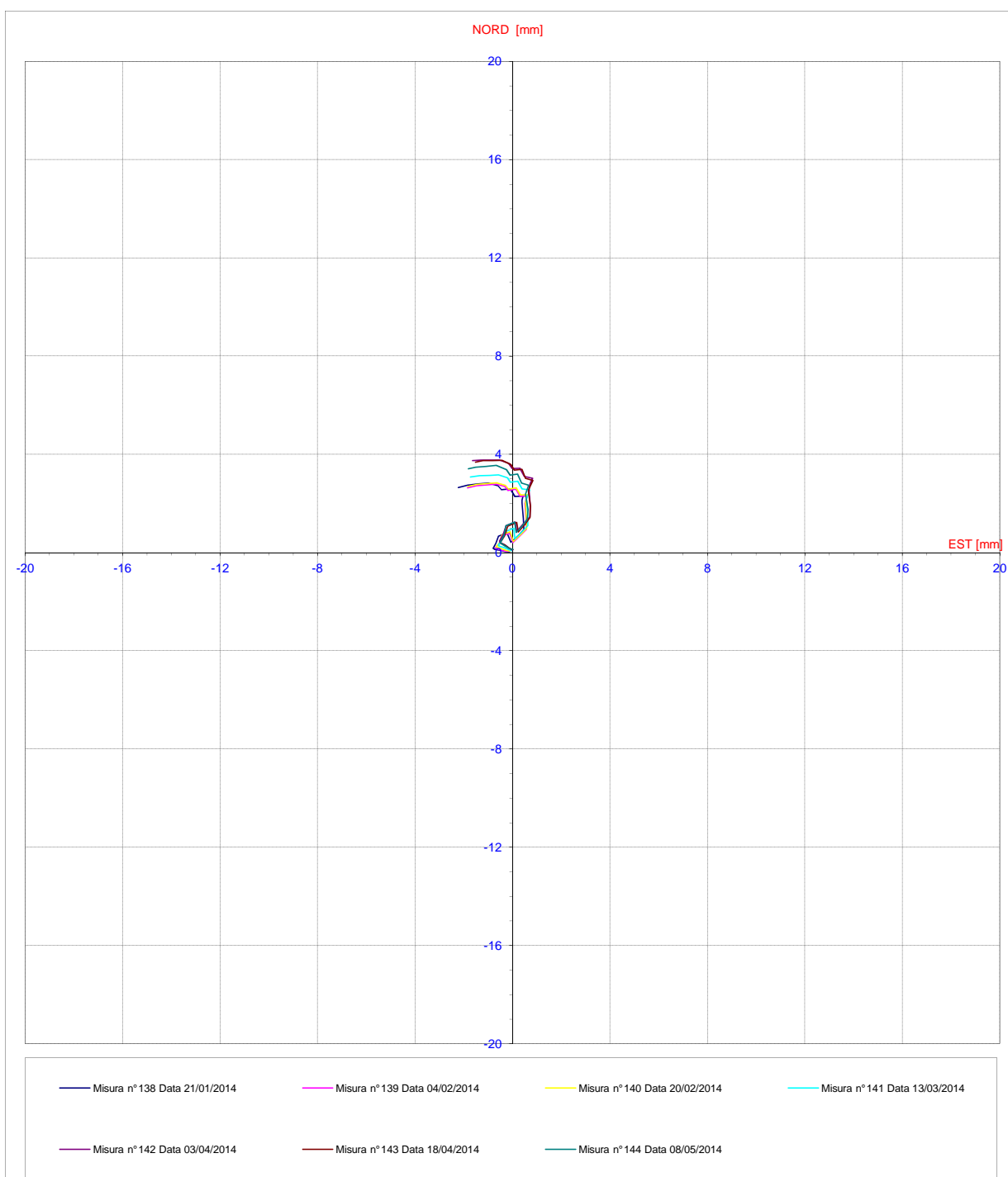
**Spostamenti Differenziali Integrali  
Azimut**



Ubicazione STAZIONE CHIAIA  
Tipo Strumento Tubo inclinometrico  
Nome tubo CH\_IN\_P67  
Azimut di riferimento 337  
Quota guida rif. (m.s.l.m.) 36,274  
Data lettura di zero 25/11/2009  
Data posa in opera 18/11/2009

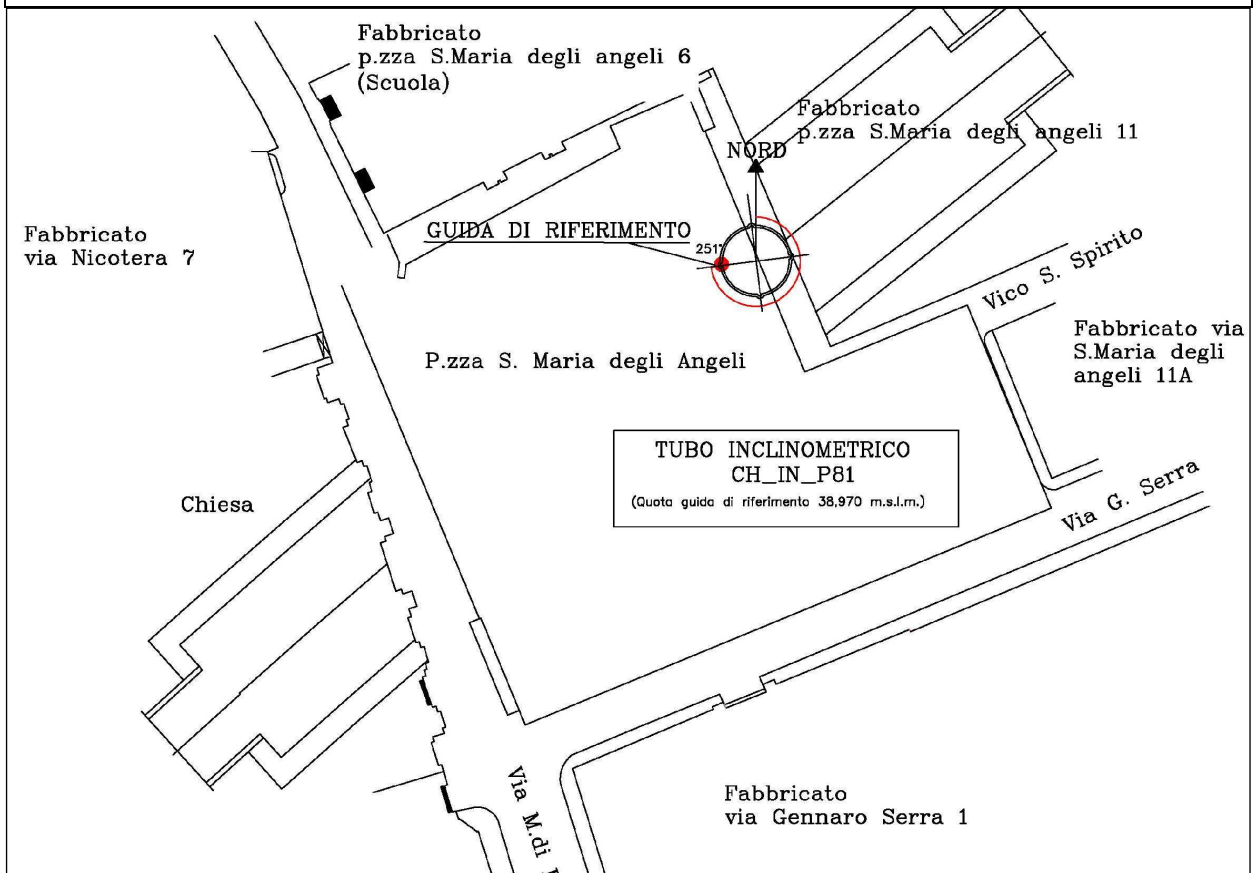
Ultima Misura 144 in data 08/05/2014 12.58

Spostamenti Differenziali Integrali  
Diagramma polare



## Inclinometro

CH\_IN\_P81



Affidabilità strumentale  
A.T.I. LM6 – TreEsse

buono  
da rivedere  
da scartare

X

Congruenza progettuale  
C.T. ATI LM6 – C.T. Monitoraggio

congruente

non congruente, da valutare

non congruente con implicazioni sulla  
sicurezza

congruente

**NOTE**

Ubicazione **STAZIONE CHIAIA**  
Tipo Strumento **Tubo inclinometrico**  
Nome tubo **CH\_IN\_P81**  
Azimut di riferimento **251**  
Quota guida rif. (m.s.l.m.) **38,97**  
Data lettura di zero **21/01/2011**  
Data posa in opera **21/12/2010**

Misura **91** in data **08/05/2014 12.04**

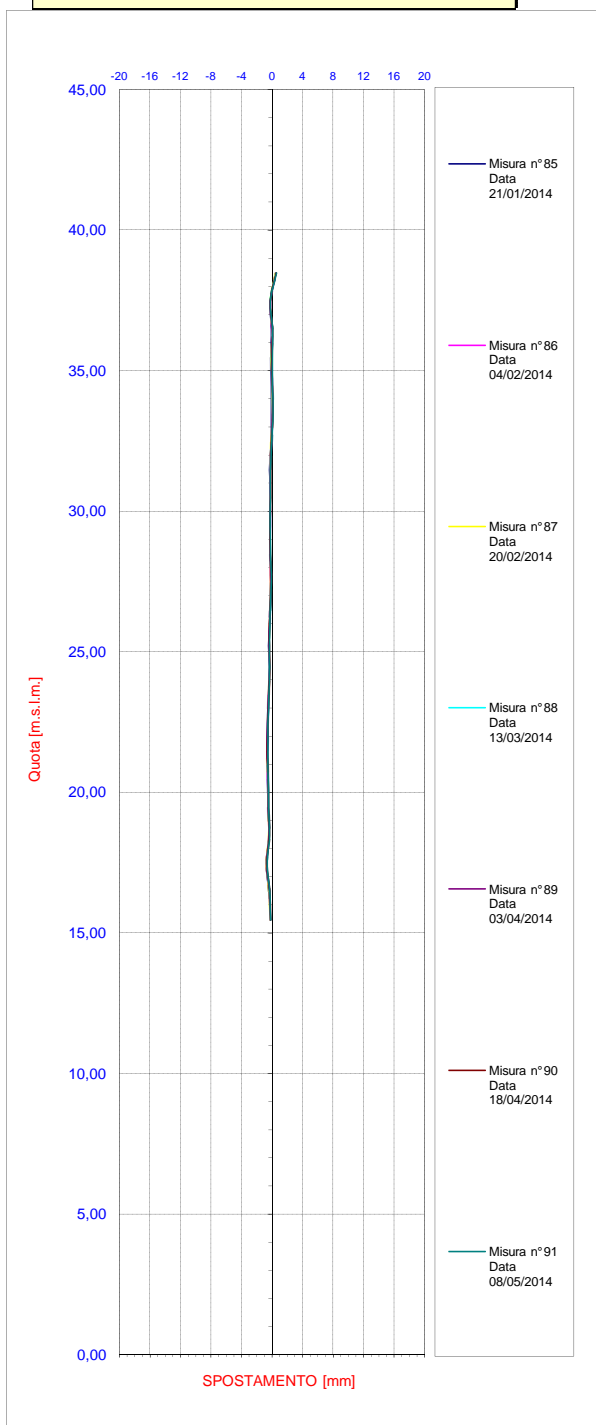
SPOSTAMENTI LOCALI (mm)				
PROFONDITA (m.s.l.m.)	EST	NORD	RISULTANTE	AZIMUT
38,5	0,587	-0,387	0,703	123,430
37,5	-0,201	-0,310	0,369	212,963
36,5	0,076	0,077	0,108	44,656
35,5	0,028	0,180	0,182	8,805
34,5	0,064	0,172	0,183	20,345
33,5	0,137	0,108	0,174	51,949
32,5	-0,055	0,028	0,061	297,062
31,5	-0,195	0,244	0,312	321,279
30,5	-0,219	0,062	0,228	285,914
29,5	-0,239	0,111	0,263	294,942
28,5	-0,197	-0,057	0,205	253,899
27,5	-0,087	0,023	0,090	285,028
26,5	-0,243	0,071	0,253	286,257
25,5	-0,349	-0,177	0,391	243,156
24,5	-0,310	-0,108	0,328	250,883
23,5	-0,410	-0,066	0,415	260,906
22,5	-0,521	-0,210	0,561	248,067
21,5	-0,555	-0,051	0,557	264,757
20,5	-0,479	-0,195	0,517	247,896
19,5	-0,441	-0,150	0,466	251,217
18,5	-0,331	-0,265	0,424	231,270
17,5	-0,619	-0,172	0,642	254,440
16,5	-0,301	-0,120	0,325	248,230
15,5	-0,182	0,037	0,185	281,639

SPOSTAMENTI INTEGRALI (mm)				
PROFONDITA (m.s.l.m.)	EST	NORD	RISULTANTE	AZIMUT
38,5	-5,041	-1,154	5,172	257,107
37,5	-5,628	-0,767	5,680	262,242
36,5	-5,427	-0,457	5,446	265,189
35,5	-5,503	-0,533	5,528	264,463
34,5	-5,530	-0,713	5,576	262,652
33,5	-5,594	-0,885	5,664	261,009
32,5	-5,731	-0,993	5,817	260,174
31,5	-5,677	-1,021	5,768	259,808
30,5	-5,481	-1,264	5,625	257,010
29,5	-5,262	-1,327	5,427	255,848
28,5	-5,024	-1,438	5,225	254,028
27,5	-4,827	-1,381	5,021	254,034
26,5	-4,740	-1,404	4,943	253,495
25,5	-4,497	-1,475	4,733	251,836
24,5	-4,148	-1,299	4,346	252,614
23,5	-3,837	-1,191	4,018	252,756
22,5	-3,428	-1,126	3,608	251,821
21,5	-2,907	-0,916	3,048	252,512
20,5	-2,352	-0,865	2,506	249,809
19,5	-1,873	-0,670	1,989	250,306
18,5	-1,432	-0,521	1,524	250,028
17,5	-1,102	-0,255	1,131	256,954
16,5	-0,483	-0,083	0,490	260,251
15,5	-0,182	0,037	0,185	281,639

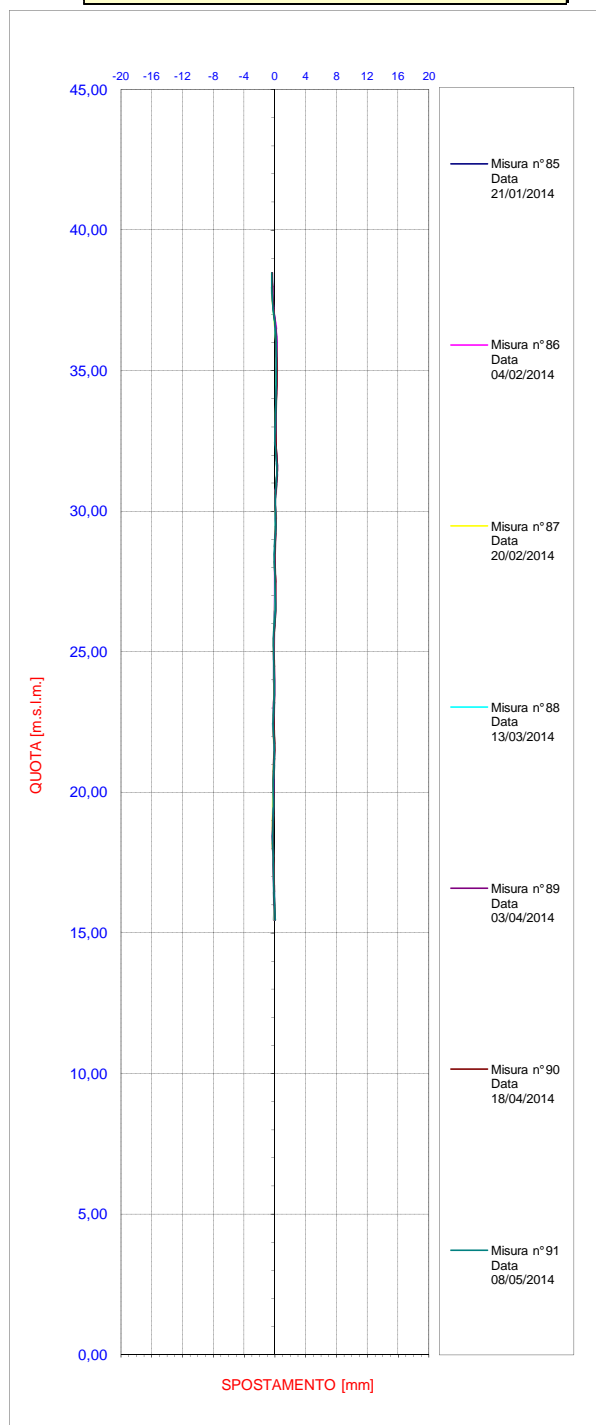
Ubicazione **STAZIONE CHIAIA**  
Tipo Strumento **Tubo inclinometrico**  
Nome tubo **CH\_IN\_P81**  
Azimut di riferimento **251**  
Quota guida rif. (m.s.l.m.) **38,97**  
Data lettura di zero **21/01/2011**  
Data posa in opera **21/12/2010**

Ultima Misura **91** in data **08/05/2014 12.04**

**Spostamenti Differenziali Locali**  
**OVEST- (valori negativi) / EST + (valori positivi)**



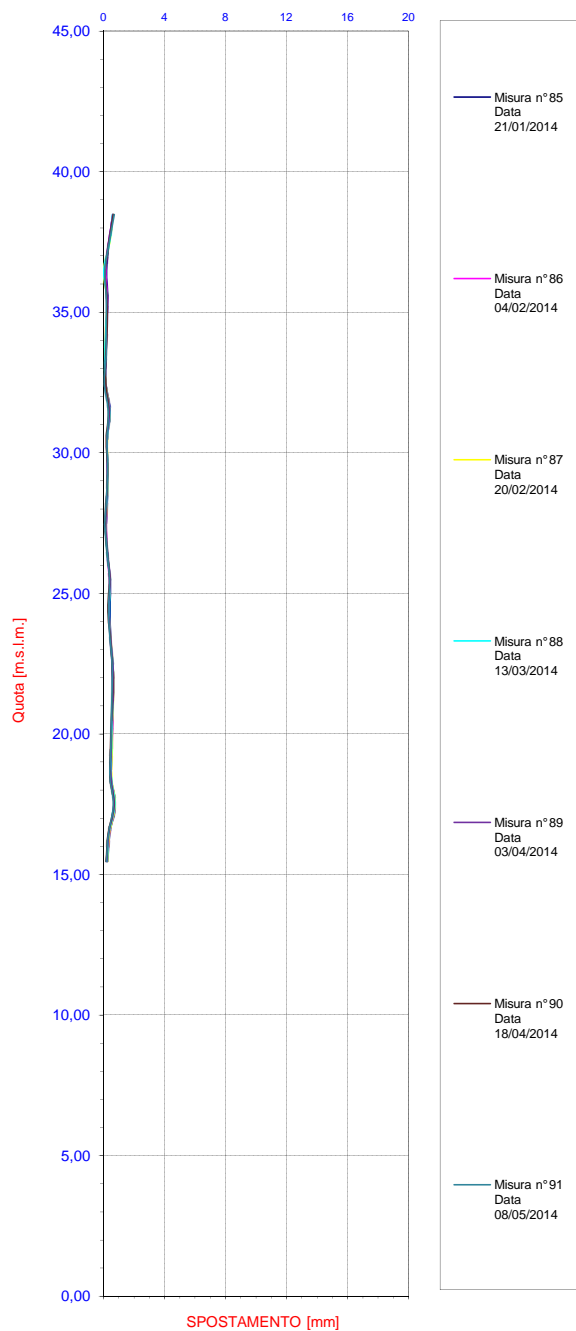
**Spostamenti Differenziali Locali**  
**SUD - (valori negativi) / NORD + (valori positivi)**



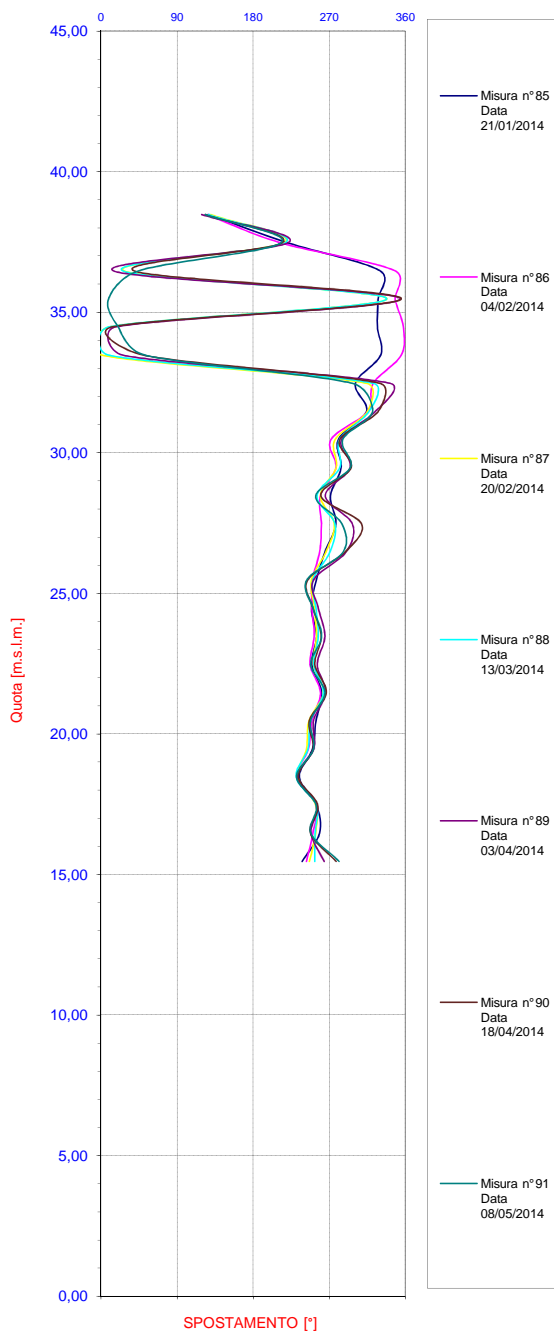
Ubicazione **STAZIONE CHIAIA**  
Tipo Strumento **Tubo inclinometrico**  
Nome tubo **CH\_IN\_P81**  
Azimut di riferimento **251**  
Quota guida rif. (m.s.l.m.) **38,97**  
Data lettura di zero **21/01/2011**  
Data posa in opera **21/12/2010**

Ultima Misura **91** in data **08/05/2014 12.04**

**Spostamenti Differenziali Locali  
Risultante**



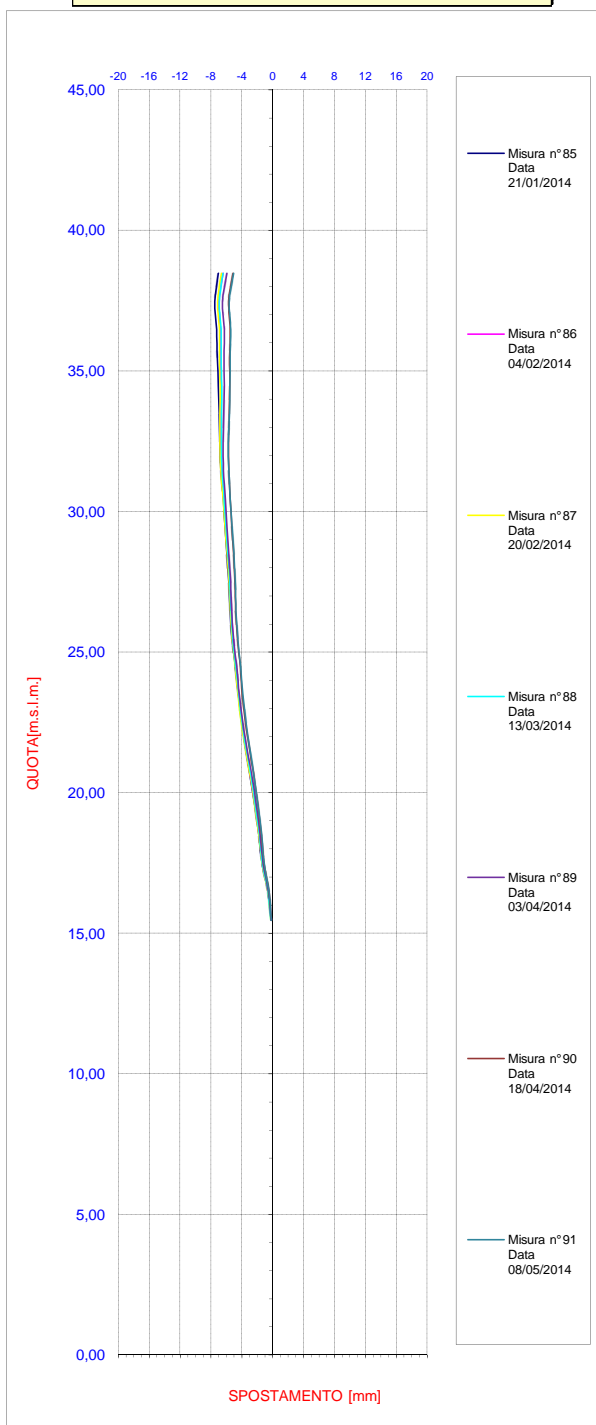
**Spostamenti Differenziali Locali  
Azimut**



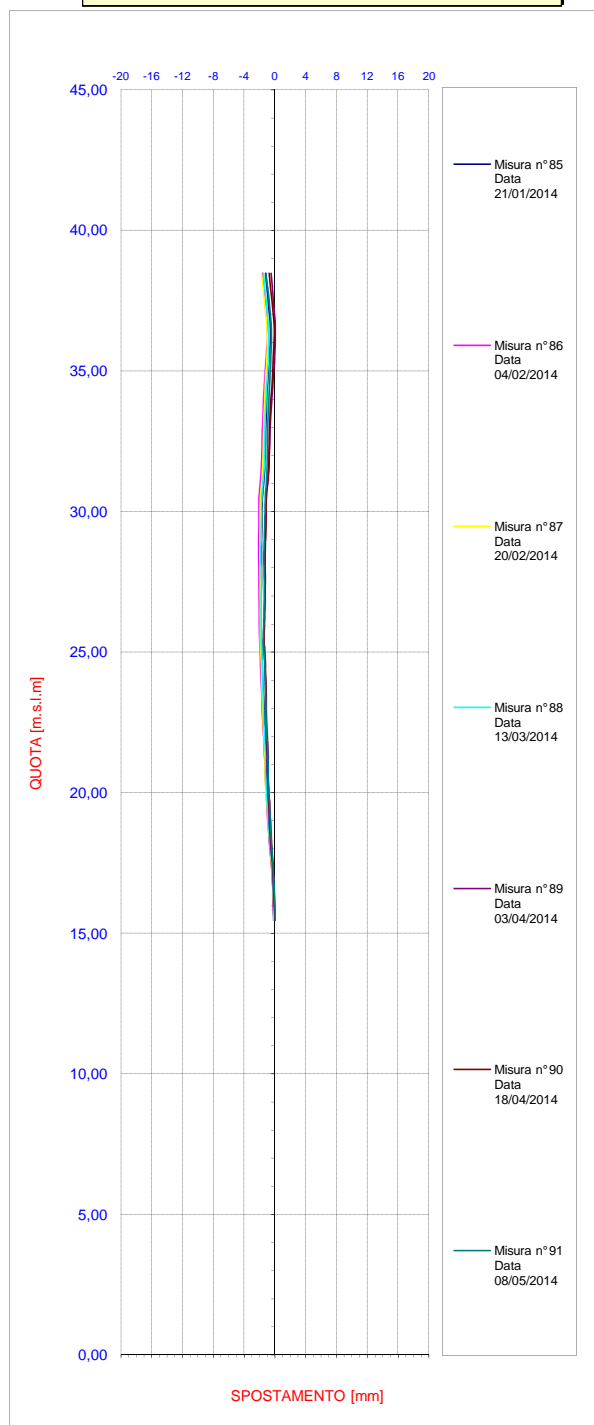
Ubicazione **STAZIONE CHIAIA**  
Tipo Strumento **Tubo inclinometrico**  
Nome tubo **CH\_IN\_P81**  
Azimut di riferimento **251**  
Quota guida rif. (m.s.l.m.) **38,97**  
Data lettura di zero **21/01/2011**  
Data posa in opera **21/12/2010**

Ultima Misura **91** in data **08/05/2014 12.04**

Spostamenti Differenziali Integrali  
OVEST- (valori negativi) / EST + (valori positivi)



Spostamenti Differenziali Integrali  
SUD - (valori negativi) / NORD + (valori positivi)

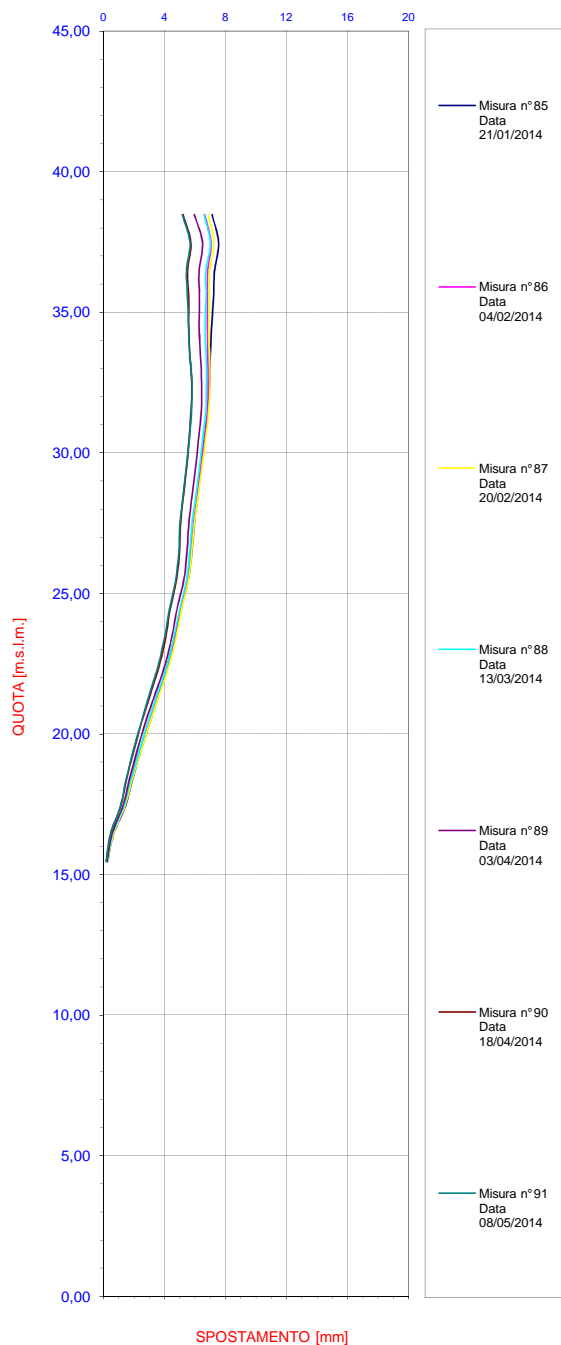




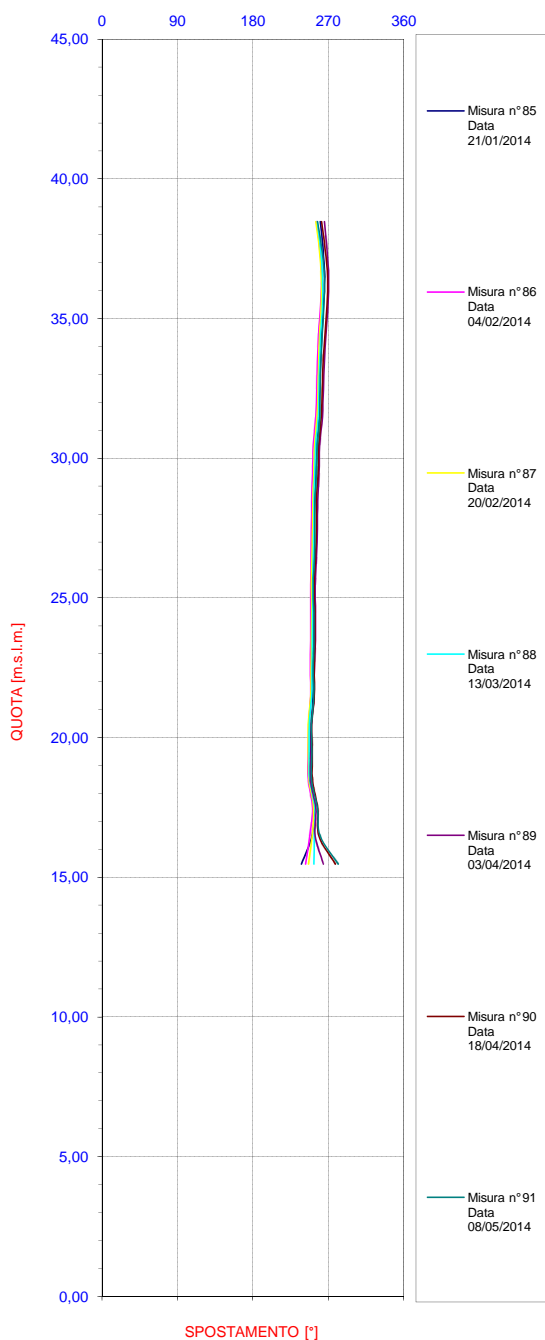
Ubicazione **STAZIONE CHIAIA**  
Tipo Strumento **Tubo inclinometrico**  
Nome tubo **CH\_IN\_P81**  
Azimut di riferimento **251**  
Quota guida rif. (m.s.l.m.) **38,97**  
Data lettura di zero **21/01/2011**  
Data posa in opera **21/12/2010**

Ultima Misura **91** in data **08/05/2014 12.04**

**Spostamenti Differenziali Integrali  
Risultante**



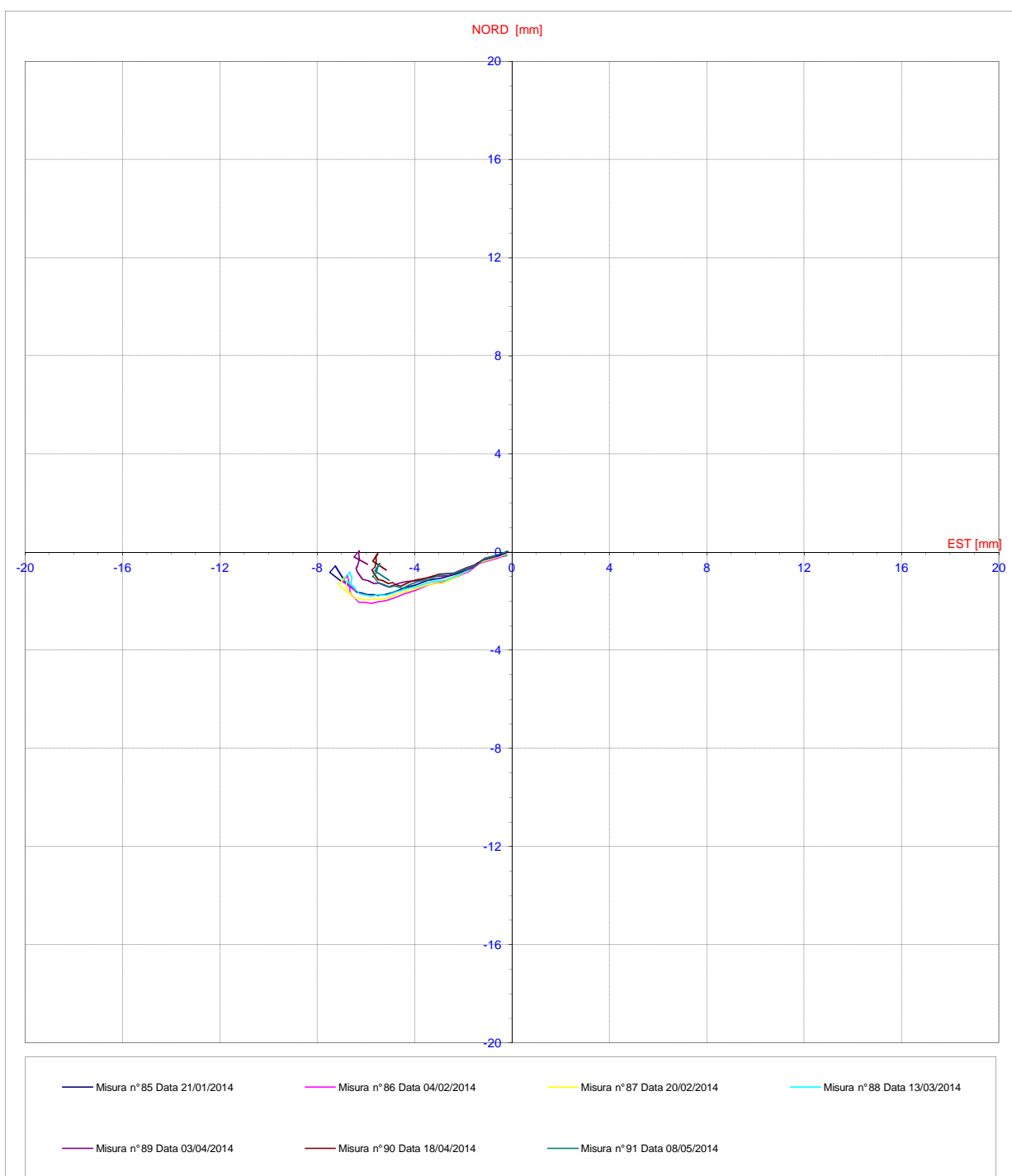
**Spostamenti Differenziali Integrali  
Azimut**




Ubicazione STAZIONE CHIAIA  
Tipo Strumento Tubo inclinometrico  
Nome tubo CH\_IN\_P81  
Azimut di riferimento 251  
Quota guida rif. (m.s.l.m.) 38,97  
Data lettura di zero 21/01/2011  
Data posa in opera 21/12/2010

Ultima Misura 91 in data 08/05/2014 12.04

Spostamenti Differenziali Integrali  
Diagramma polare



 <b>Ansaldo STS</b> A Finmeccanica Company	<b>LINEA 6 METROPOLITANA DI NAPOLI - PROGETTO ESECUTIVO</b> <i>OPERE CIVILI - MONITORAGGIO GEOTECNICO GEOREFERENZIATO</i> <i>REPORT DELLE MISURE - STAZIONE CHIAIA</i>	
---	--	--

## **8. MISURE GEOTECNICHE – BARRETTE ESTENSIMETRICHE A CORDA VIBRANTE**

Gli estensimetri a corda vibrante sono costituiti da un filo d'acciaio, teso tra due supporti ancorati alla struttura da monitorare e messo in vibrazione da un elettromagnete.

Le deformazioni della struttura causano un movimento dei due supporti, facendo variare il tensionamento del filo. Questa variazione di tesatura provoca un mutamento della frequenza di vibrazione della corda, che risulta proporzionale alle deformazioni agenti.

Tutte le barrette estensimetriche installate sono del tipo a corda vibrante per metallo, rese solidali alla struttura mediante saldatura.


 <b>Ansaldo STS</b> A Finmeccanica Company	<b>LINEA 6 METROPOLITANA DI NAPOLI - PROGETTO ESECUTIVO</b>  <b>OPERE CIVILI - MONITORAGGIO GEOTECNICO GEOREFERENZIATO</b> <b>REPORT DELLE MISURE - STAZIONE CHIAIA</b>	
---	--	--

Tabelle Riepilogative Per Le Barrette Estensimetriche Installate In Cantiere

Tabella Pannello N°13

NOME	TIPOLOGIA STRUMENTAZIONE	DATA INSTALL.	DISPONIBILITA' LETTURA			NOTE
			DATA LETT. DI ZERO	PERIODO INTERRUZIONE	DATA FINE ATTIVITA'	
CH_P13_S1	BARRETTE ESTENSIMETRICHE A C.V.	07/01/09	03/09/09			
CH_P13_S2	BARRETTE ESTENSIMETRICHE A C.V.	07/01/09				Non funzionante
CH_P13_S3	BARRETTE ESTENSIMETRICHE A C.V.	07/01/09	03/09/09			
CH_P13_S4	BARRETTE ESTENSIMETRICHE A C.V.	07/01/09	03/09/09			
CH_P13_S5	BARRETTE ESTENSIMETRICHE A C.V.	07/01/09	03/09/09			
CH_P13_S6	BARRETTE ESTENSIMETRICHE A C.V.	07/01/09	03/09/09			

Tabella Pannello N°50

NOME	TIPOLOGIA STRUMENTAZIONE	DATA INSTALL.	DISPONIBILITA' LETTURA			NOTE
			DATA LETT. DI ZERO	PERIODO INTERRUZIONE	DATA FINE ATTIVITA'	
CH_P50_S1	BARRETTE ESTENSIMETRICHE A C.V.	20/01/09	03/09/09			
CH_P50_S2	BARRETTE ESTENSIMETRICHE A C.V.	20/01/09	03/09/09			
CH_P50_S3	BARRETTE ESTENSIMETRICHE A C.V.	20/01/09	03/09/09			
CH_P50_S4	BARRETTE ESTENSIMETRICHE A C.V.	20/01/09	03/09/09			
CH_P50_S5	BARRETTE ESTENSIMETRICHE A C.V.	20/01/09	03/09/09			
CH_P50_S6	BARRETTE ESTENSIMETRICHE A C.V.	20/01/09	03/09/09			


 <b>Ansaldo STS</b> A Finmeccanica Company	<b>LINEA 6 METROPOLITANA DI NAPOLI - PROGETTO ESECUTIVO</b> <b>OPERE CIVILI - MONITORAGGIO GEOTECNICO GEOREFERENZIATO</b> <b>REPORT DELLE MISURE - STAZIONE CHIAIA</b>	
---	--	--

Tabella Pannello N°67

NOME	TIPOLOGIA STRUMENTAZIONE	DATA INSTALL.	DISPONIBILITA' LETTURA			NOTE
			DATA LETT. DI ZERO	PERIODO INTERRUZIONE	DATA FINE ATTIVITA'	
CH_P67_S1	BARRETTE ESTENSIMETRICHE A C.V.	04/03/09	03/09/09		28/09/11	Lo strumento restituisce valore discontinuo
CH_P67_S2	BARRETTE ESTENSIMETRICHE A C.V.	04/03/09	03/09/09			
CH_P67_S3	BARRETTE ESTENSIMETRICHE A C.V.	04/03/09	03/09/09			
CH_P67_S4	BARRETTE ESTENSIMETRICHE A C.V.	04/03/09	03/09/09			
CH_P67_S5	BARRETTE ESTENSIMETRICHE A C.V.	04/03/09	03/09/09			
CH_P67_S6	BARRETTE ESTENSIMETRICHE A C.V.	04/03/09	03/09/09			

Tabella Pannello N°81

NOME	TIPOLOGIA STRUMENTAZIONE	DATA INSTALL.	DISPONIBILITA' LETTURA			NOTE
			DATA LETT. DI ZERO	PERIODO INTERRUZIONE	DATA FINE ATTIVITA'	
CH_P81_S1	BARRETTE ESTENSIMETRICHE A C.V.	31/03/09	03/09/09		20/04/11	(*)
CH_P81_S2	BARRETTE ESTENSIMETRICHE A C.V.	31/03/09	03/09/09		20/04/11	(*)
CH_P81_S3	BARRETTE ESTENSIMETRICHE A C.V.	31/03/09	03/09/09		20/04/11	(*)
CH_P81_S4	BARRETTE ESTENSIMETRICHE A C.V.	31/03/09	03/09/09		25/03/10	(*)
CH_P81_S5	BARRETTE ESTENSIMETRICHE A C.V.	31/03/09	03/09/09		20/04/11	(*)
CH_P81_S6	BARRETTE ESTENSIMETRICHE A C.V.	31/03/09	03/09/09		20/04/11	(*)
CH_P81_S7	BARRETTE ESTENSIMETRICHE A C.V.	31/03/09				(*)
CH_P81_S8	BARRETTE ESTENSIMETRICHE A C.V.	31/03/09	03/09/09		20/04/11	(*)

(\*) Le barrette estensimetriche non restituiscono un segnale coerente pertanto non verranno più inserite nel programma di monitoraggio.


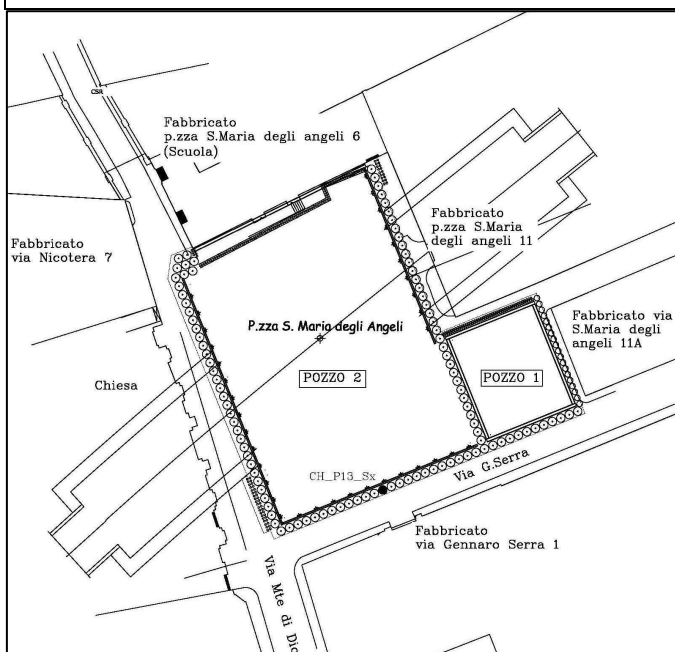
 <b>Ansaldo STS</b> A Finmeccanica Company	<b>LINEA 6 METROPOLITANA DI NAPOLI - PROGETTO ESECUTIVO</b>  <b>OPERE CIVILI - MONITORAGGIO GEOTECNICO GEOREFERENZIATO</b> <b>REPORT DELLE MISURE - STAZIONE CHIAIA</b>	
---	--	--

Tabella Puntoni PU1 e PU2

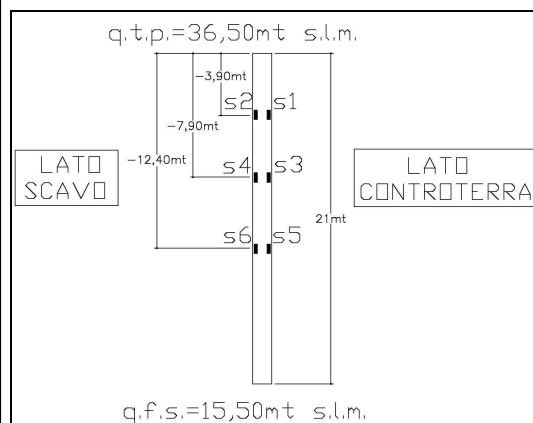
NOME	TIPOLOGIA STRUMENTAZIONE	DATA INSTALL.	DISPONIBILITA' LETTURA			NOTE
			DATA LETT. DI ZERO	PERIODO INTERRU ZIONE	DATA FINE ATTIVITA'	
CH_PU1_S1	BARRETTE ESTENSIMETRICHE A C.V.	12/09/11	14/09/11			
CH_PU1_S2	BARRETTE ESTENSIMETRICHE A C.V.	12/09/11	14/09/11			
CH_PU1_S3	BARRETTE ESTENSIMETRICHE A C.V.	12/09/11	14/09/11			
CH_PU1_S4	BARRETTE ESTENSIMETRICHE A C.V.	12/09/11	14/09/11			
CH_PU2_S5	BARRETTE ESTENSIMETRICHE A C.V.	12/09/11	14/09/11			
CH_PU2_S6	BARRETTE ESTENSIMETRICHE A C.V.	12/09/11	14/09/11		15/10/12	Danneggiata. nessun valore
CH_PU2_S6_1	BARRETTE ESTENSIMETRICHE A C.V.	19/11/12	19/11/12			Sostituisce la CH_PU2_S6
CH_PU2_S7	BARRETTE ESTENSIMETRICHE A C.V.	12/09/11	14/09/11			
CH_PU2_S8	BARRETTE ESTENSIMETRICHE A C.V.	12/09/11	14/09/11			

## Pannello strumentato

CH\_P13



**SCHEMA INSTALLAZIONE  
STRUMENT. GEOTECNICA  
(BECV PER METALLO)  
PALO N°13**



Le barrette con numero progressivi dispari (s1,s3,s5) sono installate lato contro terra, mentre quelle con numero pari (s2,s4,s6) sono poste lato scavo; la direzione di installazione è parallela all'asse di scavo.

### Affidabilità strumentale

A.T.I. LM6 – TreEsse

buono  
da rivedere

da scartare

**X**

### Congruenza progettuale

C.T. ATI LM6 – C.T.  
Monitoraggio

congruente

non congruente, da valutare  
non congruente con implicazioni  
sulla sicurezza

**NOTE**

Le elaborazioni di seguito riportate includono lo storico delle misure.

La barretta estensimetrica a c.v. CH P13 S2 non è funzionante.

Ubicazione STAZIONE CHIAIA

Opera \ \ P13

Strumento Barretta Est. per Metallo

Data posa in opera 03/09/2009

Data lettura di zero 03/09/2009

Ultima  
Misura180 in  
data

20/05/2014

Letture n°	DATA	CH_P13_S1		CH_P13_S3		CH_P13_S4		CH_P13_S5		CH_P13_S6	
		Micro strain [µε]	Temp. [°C]	Micro strain [µε]	Temp. [°C]	Micro strain [µε]	Temp. [°C]	Micro strain [µε]	Temp. [°C]	Micro strain [µε]	Temp. [°C]
128	13/3/13 11.30	-6,2	15,2	-80,9	14,8	26,7	20,4	-96,8	13,8	99,9	20,0
129	20/3/13 11.00	-0,5	15,0	-79,3	14,6	23,1	20,1	-95,2	13,6	99,1	19,6
130	27/3/13 12.00	-1,3	14,6	-77,7	14,4	30,0	20,0	-93,6	13,4	104,7	19,4
131	3/4/13 11.30	6,0	14,2	-73,2	14,1	35,3	19,1	-82,2	13,0	114,1	19,5
132	10/4/13 11.50	-0,9	14,3	-70,4	14,0	30,0	19,0	-93,2	13,1	118,5	19,2
133	17/4/13 11.00	-3,8	14,4	-65,1	14,1	34,4	18,7	-82,2	13,0	108,0	19,0
134	2/5/13 10.00	-13,9	14,9	-91,5	14,6	20,6	18,9	-92,0	13,2	99,1	19,6
135	7/5/13 11.30	-15,5	15,1	-106,5	14,7	16,6	18,9	-90,3	13,0	88,5	19,4
136	16/5/13 11.00	-28,1	15,4	-124,4	14,9	14,9	19,1	-93,2	13,1	90,9	19,6
137	21/5/13 11.30	-29,7	15,6	-126,0	15,1	16,2	19,2	-83,8	13,2	84,4	19,4
138	28/5/13 10.40	-35,4	15,8	-126,4	15,4	22,7	19,4	-94,4	13,0	81,6	19,5
139	4/6/13 11.00	-46,0	15,6	-132,9	15,2	16,2	19,2	-89,1	13,1	68,2	19,4
140	13/6/13 10.00	-44,4	15,4	-135,8	15,3	25,5	19,3	-86,3	13,0	64,1	19,4
141	19/6/13 11.00	-46,0	15,6	-143,1	15,7	21,0	19,6	-79,8	13,2	54,4	19,6
142	25/6/13 10.30	-39,1	15,5	-150,0	15,8	30,8	19,4	-94,4	13,0	65,7	19,2
143	4/7/13 12.00	-36,2	15,4	-148,8	15,9	20,2	19,2	-87,9	13,2	58,8	19,3
144	11/7/13 11.00	-42,7	15,2	-161,4	15,2	26,7	19,4	-81,4	13,4	53,6	19,2
145	18/7/13 10.00	-44,4	15,4	-166,7	15,1	28,4	19,2	-79,8	13,2	47,1	19,0
146	25/7/13 10.30	-38,7	15,2	-157,3	15,2	34,9	19,4	-89,5	13,4	52,3	19,1
147	1/8/13 12.30	-40,3	15,4	-167,9	15,0	32,8	17,9	-93,6	13,4	63,3	18,0
148	6/8/13 11.30	-46,0	15,6	-163,8	15,0	22,6	17,4	-100,5	13,5	60,0	17,4
149	29/8/13 11.00	-35,4	15,8	-169,5	15,2	16,1	17,2	-109,0	13,8	54,3	17,6
150	5/9/13 11.00	-38,3	15,9	-166,7	15,1	20,6	16,9	-119,2	14,3	45,0	17,5
151	12/9/13 10.00	-39,9	16,1	-169,5	15,2	14,9	17,1	-126,5	14,7	38,1	17,6
152	18/9/13 10.30	-35,4	15,8	-180,1	15,0	16,9	16,6	-117,1	14,8	43,8	17,4
153	25/9/13 10.30	-40,7	15,7	-188,2	15,0	-6,6	16,0	-102,9	14,3	20,2	16,8
154	9/10/13 10.00	-33,8	15,6	-191,0	15,1	-12,3	16,2	-109,4	14,1	25,9	16,6
155	14/10/13 10.00	-40,3	15,4	-197,9	15,2	-7,0	16,3	-112,3	14,2	31,6	16,4
156	25/10/13 11.00	-38,7	15,2	-200,4	15,0	-13,9	16,4	-105,8	14,4	17,0	16,2
157	29/10/13 11.30	-37,1	15,0	-194,7	14,8	-8,2	16,2	-98,5	14,0	26,7	16,0
158	7/11/13 11.00	-35,4	14,8	-190,2	14,5	-2,6	16,0	-88,7	13,8	24,3	15,8
159	12/11/13 10.00	-29,8	14,6	-181,7	14,2	3,1	15,8	-79,0	13,6	54,3	15,6
160	19/11/13 11.00	-30,6	14,2	-180,1	14,0	6,4	15,4	-77,3	13,4	55,9	15,4
161	3/12/13 12.00	-35,9	14,1	-178,5	13,8	-4,2	15,2	-89,1	13,1	45,4	15,2
162	10/12/13 11.00	-33,0	14,0	-172,8	13,6	1,5	15,0	-78,2	13,0	55,1	15,0
163	9/1/14 11.30	-27,3	13,8	-171,1	13,4	7,2	14,8	-72,5	12,8	60,8	14,8
164	13/1/14 10.30	-32,6	13,7	-181,7	13,2	0,7	14,6	-79,0	12,6	55,5	14,7
165	21/1/14 10.00	-44,4	13,4	-182,5	12,8	10,4	14,4	-93,6	12,4	46,2	14,6
166	4/2/14 11.00	-55,0	13,2	-199,6	12,4	12,0	14,2	-104,2	12,2	29,1	14,2
167	11/2/14 10.00	-40,3	13,4	-189,0	12,6	-6,7	14,0	-82,2	12,0	34,8	14,0
168	18/2/14 11.00	-42,0	13,6	-183,3	12,4	-0,1	14,2	-76,9	12,1	40,1	14,1
169	25/2/14 10.00	-39,1	13,5	-190,2	12,5	1,5	14,0	-74,1	12,0	42,9	14,0
170	4/3/14 10.00	-46,0	13,6	-193,9	12,2	9,6	14,0	-78,6	12,3	48,6	13,8
171	11/3/14 12.00	-44,4	13,4	-189,8	12,2	18,9	14,1	-76,9	12,1	57,9	13,9
172	18/3/14 11.00	-42,8	13,2	-196,3	12,0	21,8	14,0	-70,4	12,3	63,2	14,0
173	25/3/14 12.00	-49,3	13,0	-198,8	11,8	36,4	14,2	-73,3	12,4	51,4	13,7
174	3/4/14 11.00	-55,0	13,2	-203,3	12,1	29,5	14,3	-80,6	12,8	41,7	13,9
175	9/4/14 11.30	-66,3	13,6	-210,2	12,2	22,6	14,4	-85,1	13,1	36,0	14,1
176	18/4/14 10.30	-64,7	13,4	-220,7	12,0	37,2	14,6	-75,7	13,2	45,4	14,2
177	29/4/14 11.30	-70,4	13,6	-229,2	12,3	30,3	14,7	-81,4	13,4	51,0	14,0
178	8/5/14 11.00	-60,6	13,4	-232,1	12,4	25,0	14,6	-62,7	13,6	36,0	14,1
179	15/5/14 10.00	-59,0	13,2	-230,5	12,2	14,5	14,4	-56,2	13,8	29,1	14,2
180	20/5/14 11.00	-50,9	15,2	-176,4	14,3	2,7	16,1	-104,1	15,2	29,1	16,2



Ubicazione STAZIONE CHIAIA

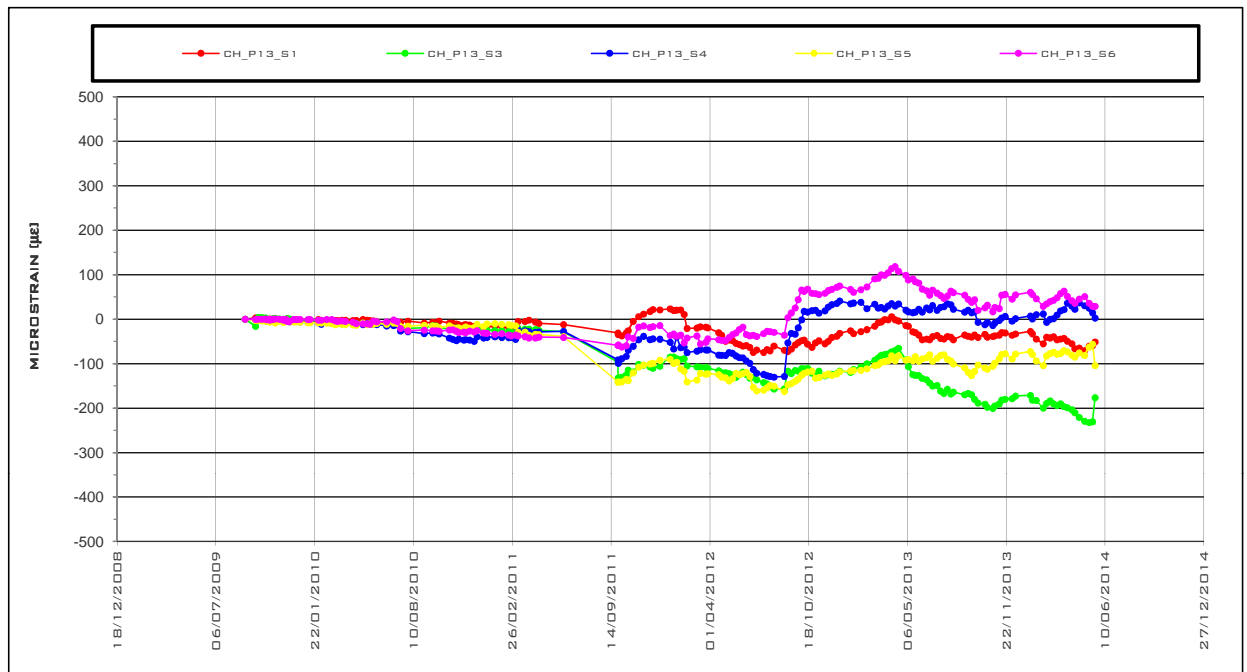
Opera \ \ P13

Strumento Barretta Est. per Metallo

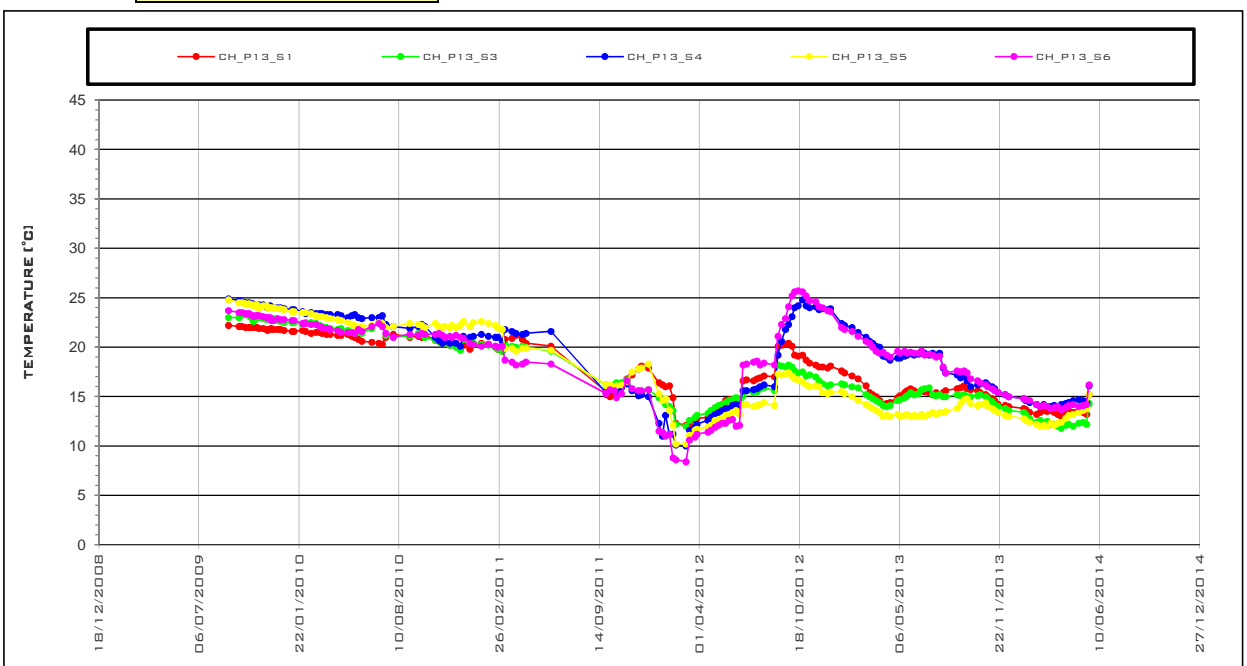
Data posa in opera 03/09/2009

Data lettura di zero 03/09/2009

### GRAFICO MICROSTRAIN



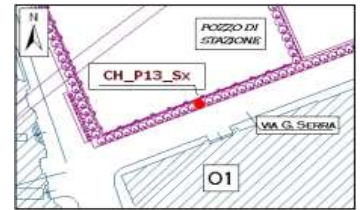
### GRAFICO TEMPERATURE



### SCHEMA UBICAZIONE

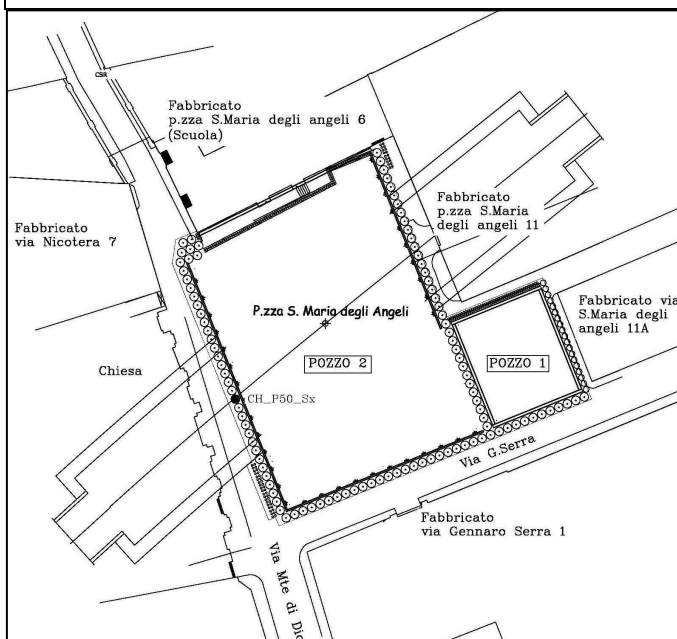
STAZIONE CHIAIA

\ \ P13

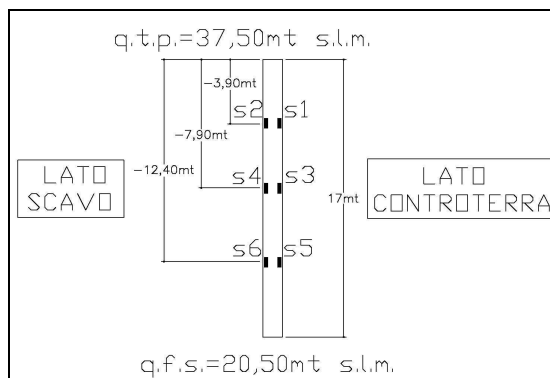


## Pannello strumentato

CH\_P50



**SCHEMA INSTALLAZIONE  
STRUMENT. GEOTECNICA (BECV  
PER METALLO)  
PALO N°50**



Le barrette con numero progressivi dispari (s1,s3,s5) sono installate lato contro terra, mentre quelle con numero pari (s2,s4,s6) sono poste lato scavo; la direzione di installazione è parallela all'asse di scavo.

### Affidabilità strumentale

A.T.I. LM6 – TreEsse

buono  
da rivedere  
da scartare

 $\overline{x}$ 

Congruenza progettuale  
C.T. ATI LM6 – C.T.  
Monitoraggio

congruente  
non congruente, da valutare  
non congruente con implicazioni  
sulla sicurezza

**NOTE**

Le elaborazioni di seguito riportate includono lo storico delle misure.

Ubicazione STAZIONE CHIAIA

Opera \ \ P50

Strumento Barretta Est. per Metallo

Data posa in opera 03/09/2009

Data lettura di zero 03/09/2009

Ultima  
Misura

201 in  
data

20/05/2014

Letture n°	DATA	CH_P50_S1		CH_P50_S2		CH_P50_S3		CH_P50_S4		CH_P50_S5		CH_P50_S6	
		Micro strain [µε]	Temp. [°C]	Micro strain [µε]	Temp. [°C]	Micro strain [µε]	Temp. [°C]	Micro strain [µε]	Temp. [°C]	Micro strain [µε]	Temp. [°C]	Micro strain [µε]	Temp. [°C]
149	13/3/13 11.30	-26,5	15,6	-69,6	16,0	-49,3	13,2	-61,9	15,1	6,8	15,2	4,8	15,0
150	20/3/13 11.00	-23,3	15,2	-64,7	15,4	-39,6	13,0	-55,0	15,0	12,5	15,0	8,0	14,6
151	27/3/13 11.30	-17,6	15,0	-71,2	15,2	-34,3	13,1	-53,3	14,8	14,1	14,8	10,8	14,5
152	3/4/13 11.30	-17,6	14,0	-61,4	15,0	-25,7	12,8	-50,1	14,4	33,6	14,4	18,1	14,1
153	10/4/13 12.00	-10,7	13,9	-65,5	15,0	-28,6	12,9	-44,4	14,2	44,2	14,6	12,9	14,0
154	17/4/13 11.00	-18,4	13,6	-54,9	15,2	-36,3	12,6	-50,9	14,0	33,6	14,4	2,3	13,8
155	2/5/13 10.30	-31,0	13,9	-58,2	15,6	-55,4	12,7	-56,6	14,2	32,0	14,6	-0,5	13,9
156	7/5/13 11.00	-35,5	14,2	-52,9	15,7	-58,2	12,8	-62,3	14,4	29,1	14,7	-8,3	13,6
157	16/5/13 11.30	-38,7	14,6	-54,5	15,9	-62,7	13,1	-72,4	14,9	34,4	14,8	-23,3	13,7
158	21/5/13 11.00	-33,4	14,7	-48,8	15,7	-59,9	13,0	-69,6	14,8	45,0	15,0	-13,9	13,8
159	28/5/13 11.40	-36,3	14,8	-51,7	15,8	-61,5	13,2	-76,5	14,9	59,6	15,2	-20,9	13,9
160	4/6/13 11.00	-39,1	14,9	-54,5	15,9	-68,0	13,0	-83,0	14,7	45,0	15,0	-14,4	14,1
161	13/6/13 10.00	-49,7	14,7	-47,6	15,8	-70,8	13,1	-76,1	14,6	50,3	15,1	-9,1	14,2
162	19/6/13 11.00	-51,3	14,9	-54,5	15,9	-71,2	13,4	-80,6	14,9	45,8	15,4	-12,3	14,6
163	25/6/13 10.30	-56,6	14,8	-52,9	15,7	-60,3	13,3	-80,2	14,6	59,6	15,2	-2,6	14,4
164	4/7/13 12.30	-51,3	14,9	-50,1	15,6	-55,0	13,4	-81,0	14,2	64,9	15,3	-4,2	14,6
165	11/7/13 12.00	-57,0	15,1	-48,4	15,4	-57,4	13,2	-83,8	14,3	67,7	15,2	-13,5	14,5
166	18/7/13 10.00	-54,1	15,0	-59,0	15,2	-63,1	13,4	-90,3	14,1	62,0	15,4	-13,1	14,2
167	25/7/13 10.45	-61,4	15,4	-61,8	15,3	-61,5	13,2	-74,5	14,4	46,2	15,1	-7,4	14,0
168	1/8/13 12.45	-67,9	15,2	-56,6	15,4	-68,4	13,3	-90,3	14,1	59,6	15,2	-18,4	14,1
169	6/8/13 11.45	-62,7	15,3	-54,9	15,2	-75,3	13,4	-87,5	14,0	61,2	15,0	-2,6	14,4
170	29/8/13 11.00	-67,1	15,6	-60,6	15,4	-81,0	13,6	-97,2	14,2	49,9	15,4	-11,1	14,7
171	5/9/13 11.30	-68,7	15,8	-67,5	15,5	-81,4	13,9	-87,5	14,0	45,4	15,7	-8,3	14,6
172	12/9/13 10.00	-73,2	16,1	-72,0	15,8	-87,1	14,1	-89,1	14,2	42,5	15,8	-17,2	14,2
173	18/9/13 10.30	-68,7	15,8	-61,4	16,0	-78,9	14,1	-95,6	14,0	32,0	15,6	-11,5	14,0
174	25/9/13 11.30	-59,0	15,6	-73,6	16,0	-80,2	14,0	-80,6	13,9	25,5	15,4	-24,5	14,6
175	9/10/13 10.30	-53,3	15,4	-68,3	16,1	-65,5	14,2	-90,7	13,4	31,2	15,2	-33,4	14,2
176	14/10/13 10.00	-51,7	15,2	-63,1	16,2	-59,0	14,4	-76,9	13,2	36,4	15,3	-31,8	14,0
177	25/10/13 11.00	-58,2	15,0	-69,6	16,0	-69,6	14,2	-62,3	13,4	28,3	15,3	-30,2	13,8
178	29/10/13 11.30	-52,5	14,8	-64,7	15,4	-63,9	14,0	-56,6	13,2	35,2	15,2	-24,5	13,6
179	7/11/13 11.30	-39,9	14,5	-54,9	15,2	-58,2	13,8	-50,9	13,0	34,4	14,8	-18,8	13,4
180	12/11/13 11.00	-35,5	14,2	-49,3	15,0	-56,6	13,6	-43,6	12,6	38,9	14,5	-17,2	13,2
181	19/11/13 11.00	-29,8	14,0	-47,6	14,8	-55,0	13,4	-42,0	12,4	39,3	14,2	-15,6	13,0
182	3/12/13 12.00	-35,5	14,2	-58,2	14,6	-61,5	13,2	-52,6	12,2	32,8	14,0	-22,5	13,1
183	10/12/13 11.30	-32,6	14,1	-48,5	14,4	-55,8	13,0	-42,8	12,0	42,5	13,8	-7,5	13,0
184	9/1/14 11.00	-29,8	14,0	-46,8	14,2	-50,1	12,8	-37,1	11,8	48,2	13,6	-5,8	12,8
185	13/1/14 10.30	-36,7	14,1	-49,3	14,0	-64,7	12,6	-51,8	11,6	38,9	13,5	-16,4	12,6
186	21/1/14 11.30	-41,1	14,4	-36,3	14,4	-75,3	12,4	-50,1	11,4	38,0	13,1	-27,0	12,4
187	4/2/14 11.30	-67,2	13,6	-61,5	14,0	-95,2	12,1	-78,2	11,1	15,7	12,6	-44,0	12,0
188	11/2/14 11.00	-61,5	13,4	-74,5	13,6	-100,5	12,0	-65,6	10,8	18,9	12,2	-22,9	12,4
189	18/2/14 11.00	-58,6	13,3	-72,8	13,4	-94,0	12,2	-64,0	10,6	25,4	12,4	-16,4	12,6
190	25/2/14 10.00	-68,0	13,2	-71,2	13,2	-87,5	12,4	-66,8	10,7	30,7	12,5	-29,8	12,5
191	4/3/14 10.00	-69,6	13,4	-67,2	13,2	-91,6	12,4	-74,5	10,4	31,1	12,2	-40,4	12,3
192	11/3/14 12.00	-59,0	13,6	-74,1	13,3	-85,9	12,2	-64,0	10,6	32,7	12,0	-38,8	12,1
193	18/3/14 12.00	-57,4	13,4	-68,8	13,4	-80,2	12,0	-62,3	10,4	38,0	12,1	-35,9	12,0
194	25/3/14 12.00	-68,0	13,2	-79,3	13,2	-83,0	12,1	-68,8	10,2	28,7	12,0	-29,4	12,2
195	3/4/14 11.00	-73,7	13,4	-85,0	13,4	-92,8	12,3	-76,2	10,6	21,4	12,4	-39,2	12,4
196	9/4/14 11.30	-91,5	13,6	-79,7	13,5	-97,2	12,6	-80,6	10,9	15,7	12,6	-48,9	12,6
197	18/4/14 11.00	-78,1	13,7	-76,9	13,4	-87,5	12,4	-85,1	11,2	10,0	12,8	-47,3	12,4
198	29/4/14 11.00	-89,1	13,8	-82,6	13,6	-97,2	12,6	-86,7	11,4	5,5	13,1	-57,0	12,6
199	8/5/14 11.00	-80,6	13,5	-75,3	13,2	-87,9	12,7	-76,1	11,6	12,4	13,0	-51,7	12,7
200	15/5/14 10.00	-77,7	13,4	-69,6	13,0	-82,6	12,8	-70,9	11,7	21,8	13,1	-46,5	12,8
201	20/5/14 11.00	-67,2	13,6	-60,7	13,4	-74,9	13,1	-76,5	11,9	9,2	13,4	-46,9	13,1

Ubicazione STAZIONE CHIAIA

Opera \ \ P50

Strumento Barretta Est. per Metallo

Data posa in opera 03/09/2009

Data lettura di zero 03/09/2009

SCHEMA UBICAZIONE

STAZIONE CHIAIA

\ \ P50

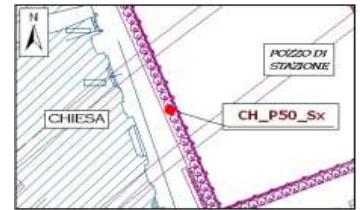
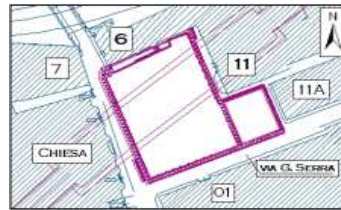


GRAFICO MICROSTRAIN

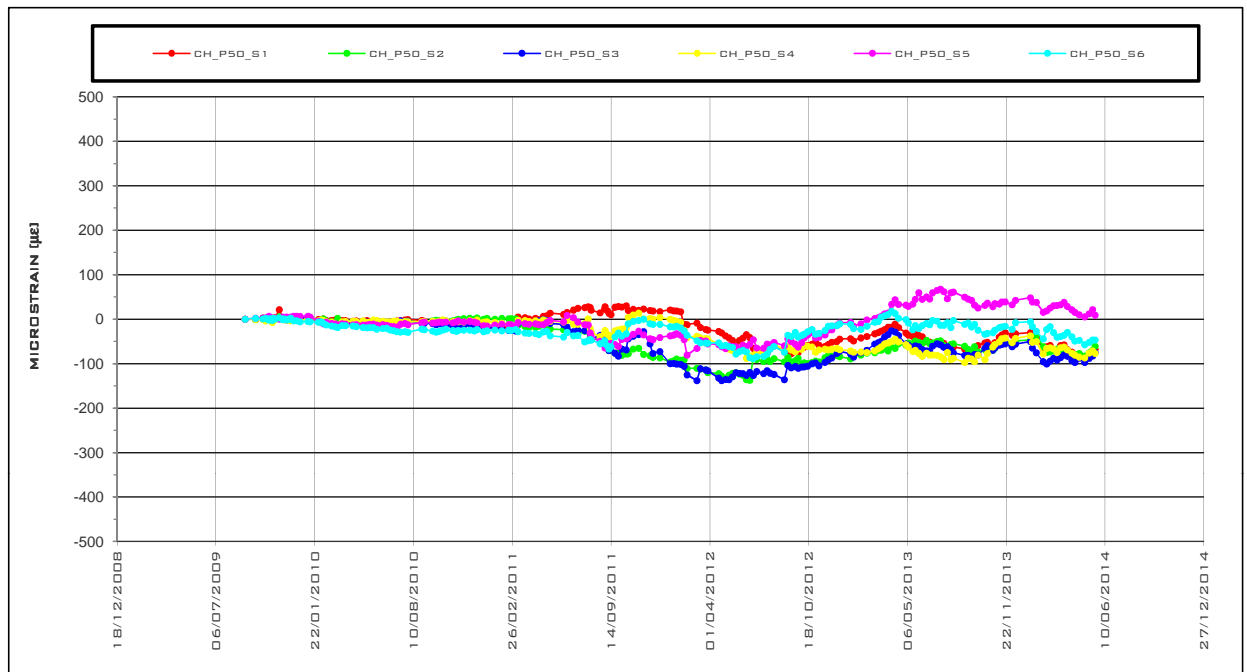
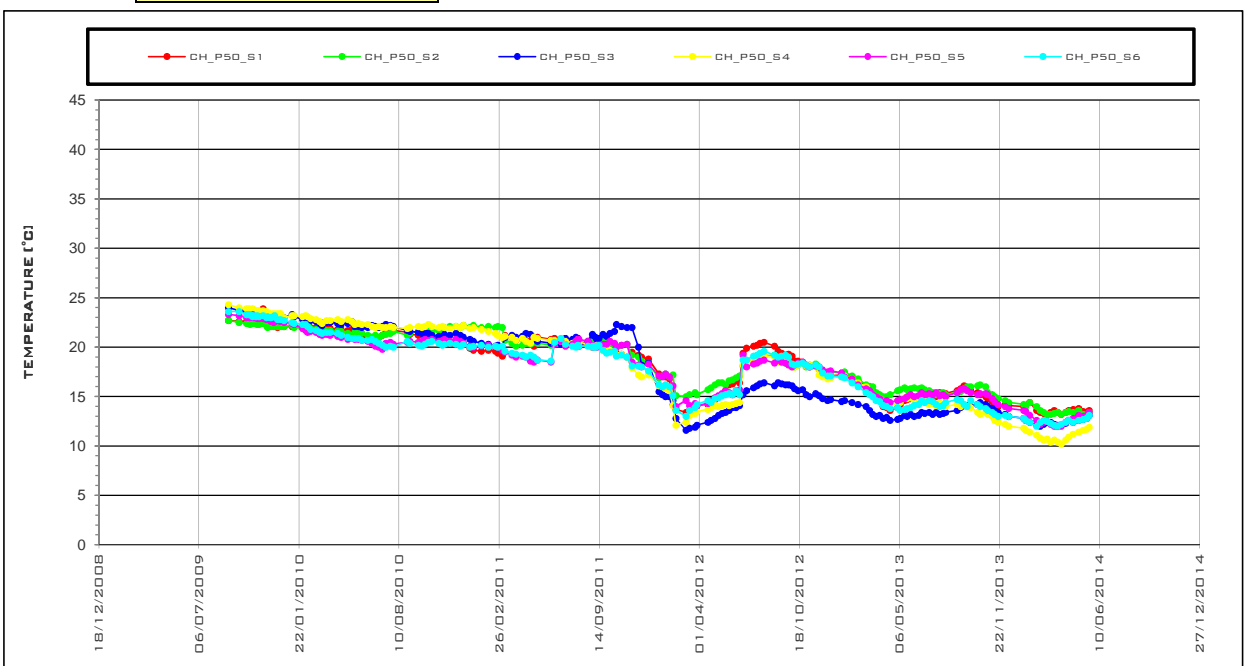
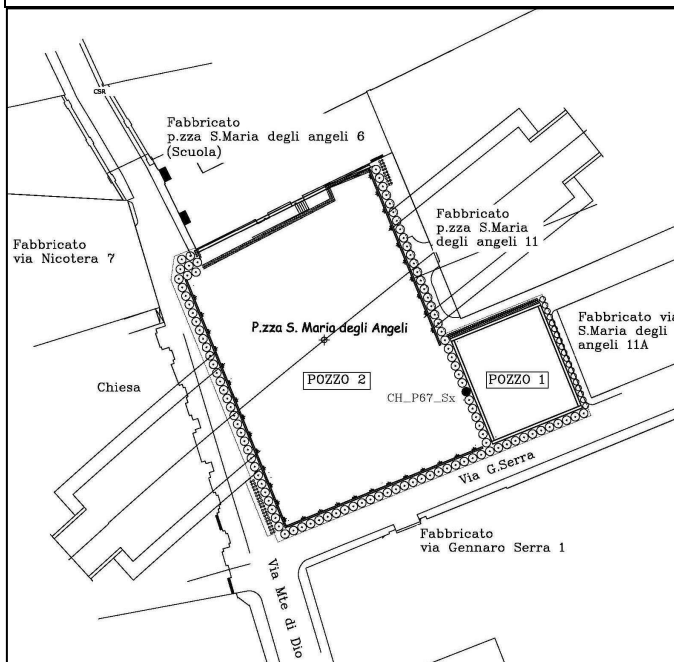


GRAFICO TEMPERATURE

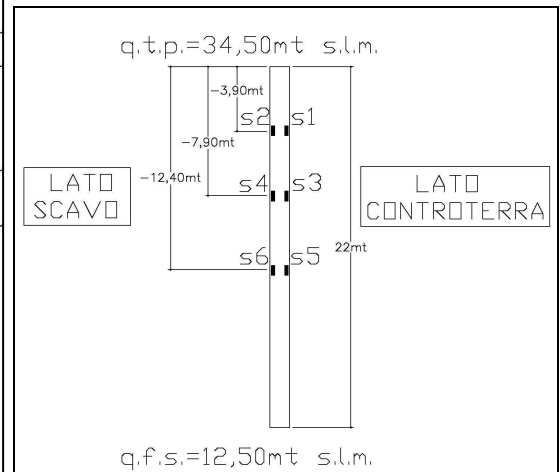


## Pannello strumentato

CH\_P67



SCHEMA INSTALLAZIONE  
STRUMENT. GEOTECNICA (BECV  
PER METALLO)  
PALO N°67



Le barrette con numero progressivi dispari (s1,s3,s5) sono installate lato contro terra, mentre quelle con numero pari (s2,s4,s6) sono poste lato scavo; la direzione di installazione è parallela all'asse di scavo.

### Affidabilità strumentale

A.T.I. LM6 – TreEsse

buono  
da rivedere  
da scartare

X

Congruenza progettuale  
C.T. ATI LM6 – C.T.  
Monitoraggio

congruente  
non congruente, da valutare  
non congruente con implicazioni  
sulla sicurezza

**NOTE**

Le elaborazioni di seguito riportate includono lo storico delle misure.

La barretta estensimetrica a c.v. CH\_P67\_S1 restituisce valori discontinui dal 28/09/2011.

Ubicazione STAZIONE CHIAIA

Opera \ \ P67

Strumento Barretta Est. per Metallo

Data posa in opera 03/09/2009

Data lettura di zero 03/09/2009

Ultima  
Misura

205 in  
data

20/05/2014

Letture n°	DATA	CH_P67_S1		CH_P67_S2		CH_P67_S3		CH_P67_S4		CH_P67_S5		CH_P67_S6	
		Micro strain [µε]	Temp. [°C]	Micro strain [µε]	Temp. [°C]	Micro strain [µε]	Temp. [°C]	Micro strain [µε]	Temp. [°C]	Micro strain [µε]	Temp. [°C]	Micro strain [µε]	Temp. [°C]
153	13/3/13 11.30			-84,2	15,3	-20,9	16,4	-85,4	15,4	-37,1	18,4	-122,0	17,1
154	20/3/13 11.00			-78,5	15,1	-3,8	16,8	-79,8	15,2	-32,6	18,1	-116,7	17,2
155	27/3/13 11.30			-71,6	15,0	6,0	16,6	-78,1	15,0	-29,8	18,0	-123,2	17,0
156	3/4/13 11.00			-94,4	12,8	-47,7	13,2	-170,4	12,1	-24,5	15,1	-96,4	14,2
157	10/4/13 12.00			-100,9	12,6	-42,4	13,3	-187,0	12,4	-27,4	15,2	-90,7	14,0
158	17/4/13 11.00			-95,2	12,4	-42,0	13,0	-161,0	12,2	-18,0	15,3	-101,7	14,1
159	2/5/13 11.30			-113,1	12,6	-41,2	13,4	-150,5	12,4	-22,5	15,6	-108,6	14,2
160	7/5/13 11.00			-126,9	12,8	-55,0	13,6	-163,1	12,7	-20,0	15,8	-106,2	14,4
161	16/5/13 11.30			-131,4	13,1	-66,4	14,0	-146,4	12,4	-22,9	15,9	-95,6	14,6
162	21/5/13 11.00			-126,1	13,2	-69,2	14,1	-148,0	12,6	-16,4	16,1	-106,2	14,4
163	28/5/13 11.00			-126,1	13,2	-69,2	14,1	-148,0	12,6	-16,4	16,1	-106,2	14,4
164	4/6/13 11.30			-138,3	13,2	-82,6	14,0	-156,6	12,9	-29,8	16,0	-114,3	14,4
165	13/6/13 11.00			-135,4	13,1	-76,1	14,2	-149,7	12,8	-22,1	16,3	-120,8	14,2
166	19/6/13 10.30			-145,2	13,3	-81,8	14,4	-160,6	12,9	-29,0	16,4	-126,5	14,4
167	25/6/13 10.30			-146,4	13,2	-88,3	14,2	-161,8	12,8	-23,3	16,2	-122,4	14,4
168	4/7/13 12.30			-152,1	13,4	-77,8	14,4	-159,0	12,7	-16,8	16,4	-117,1	14,5
169	11/7/13 12.00			-150,5	13,2	-84,3	14,2	-156,2	12,6	-23,3	16,2	-122,4	14,4
170	18/7/13 10.00			-156,1	13,4	-90,8	14,0	-162,7	12,4	-33,8	16,0	-128,9	14,2
171	25/7/13 10.30			-157,8	13,6	-73,7	14,4	-152,1	12,6	-20,4	16,1	-143,5	14,0
172	1/8/13 12.30			-168,3	13,4	-85,5	14,1	-161,8	12,8	-25,7	16,0	-142,3	14,1
173	6/8/13 11.30			-161,8	13,6	-94,0	14,4	-170,4	13,1	-21,3	15,7	-149,2	14,2
174	29/8/13 11.00			-171,6	13,8	-99,7	14,6	-173,2	13,2	-26,9	15,9	-146,8	14,4
175	5/9/13 11.30			-178,5	13,9	-101,3	14,8	-167,9	13,3	-39,1	15,9	-140,3	14,6
176	12/9/13 10.00			-184,2	14,1	-112,3	14,9	-175,2	13,7	-47,7	16,2	-141,9	14,8
177	18/9/13 10.30			-196,0	13,8	-118,0	15,1	-180,5	13,6	-53,3	16,4	-136,6	14,9
178	25/9/13 11.00			-191,9	13,8	-113,5	14,8	-183,4	13,7	-52,1	16,5	-147,6	15,0
179	9/10/13 11.00			-178,9	13,2	-104,6	14,2	-174,4	13,1	-35,1	15,9	-130,9	14,7
180	14/10/13 10.00			-189,5	13,0	-99,3	14,3	-165,1	13,2	-28,6	16,1	-125,7	14,8
181	25/10/13 11.00			-184,2	13,1	-103,3	14,3	-159,8	13,3	-17,6	16,0	-124,0	14,6
182	29/10/13 11.30			-181,3	13,0	-97,7	14,1	-155,3	13,0	-16,0	15,8	-122,4	14,4
183	7/11/13 11.00			-167,5	12,8	-90,8	14,0	-149,7	12,8	-14,4	15,6	-120,8	14,2
184	12/11/13 11.30			-161,8	12,6	-85,1	13,8	-148,0	12,6	-11,1	15,2	-113,9	14,1
185	19/11/13 11.00			-159,0	12,5	-75,3	13,6	-146,4	12,4	-9,5	15,0	-111,1	14,0
186	3/12/13 12.00			-166,7	12,2	-81,8	13,4	-152,9	12,2	-24,1	14,8	-105,8	14,1
187	10/12/13 11.45			-161,0	12,0	-79,0	13,3	-147,2	12,0	-17,2	14,7	-108,2	13,9
188	9/1/14 11.00			-150,5	12,2	-72,1	13,2	-145,6	11,8	-10,3	14,6	-98,5	13,7
189	13/1/14 11.30			-160,2	12,4	-78,6	13,0	-155,0	11,7	-16,8	14,4	-107,8	13,6
190	21/1/14 11.00			-153,7	12,6	-69,2	13,1	-140,3	11,9	-23,3	14,2	-106,2	13,4
191	4/2/14 11.30			-164,3	12,4	-81,0	12,8	-152,1	11,6	-42,0	14,0	-122,0	13,1
192	11/2/14 11.00			-170,0	12,6	-78,2	12,7	-146,4	11,4	-31,4	14,2	-115,1	13,0
193	18/2/14 11.00			-168,3	12,4	-75,3	12,6	-152,9	11,2	-29,8	14,0	-118,0	13,1
194	25/2/14 10.00			-162,7	12,2	-73,7	12,4	-155,8	11,3	-35,5	14,2	-102,9	13,0
195	4/3/14 10.00			-173,6	12,3	-80,6	12,5	-158,6	11,4	-33,9	14,0	-96,4	13,2
196	11/3/14 12.00			-168,3	12,4	-79,0	12,3	-149,3	11,5	-28,6	14,1	-93,6	13,1
197	18/3/14 11.45			-162,7	12,2	-85,9	12,4	-144,0	11,6	-32,7	14,1	-86,7	13,0
198	25/3/14 12.00			-169,2	12,0	-80,2	12,2	-138,7	11,7	-25,8	14,0	-93,2	12,8
199	3/4/14 11.00			-174,9	12,2	-85,9	12,4	-144,4	11,9	-39,6	14,2	-97,7	13,1
200	9/4/14 11.30			-184,6	12,4	-90,4	12,7	-148,9	12,2	-45,2	14,4	-104,6	13,2
201	18/4/14 11.00			-178,9	12,2	-83,5	12,6	-151,7	12,3	-35,5	14,2	-99,3	13,3
202	29/4/14 11.00			-201,7	12,0	-77,8	12,4	-157,0	12,2	-33,9	14,0	-98,9	13,0
203	8/5/14 11.30			-206,1	12,3	-88,3	12,2	-171,6	12,0	-20,1	13,8	-105,8	13,1
204	15/5/14 11.00			-203,3	12,2	-86,7	12,0	-165,1	12,2	-27,0	13,9	-102,9	13,0
205	20/5/14 11.00			-210,6	12,6	-61,5	12,4	-144,0	12,6	-40,8	14,1	-76,5	13,5

Ubicazione STAZIONE CHIAIA

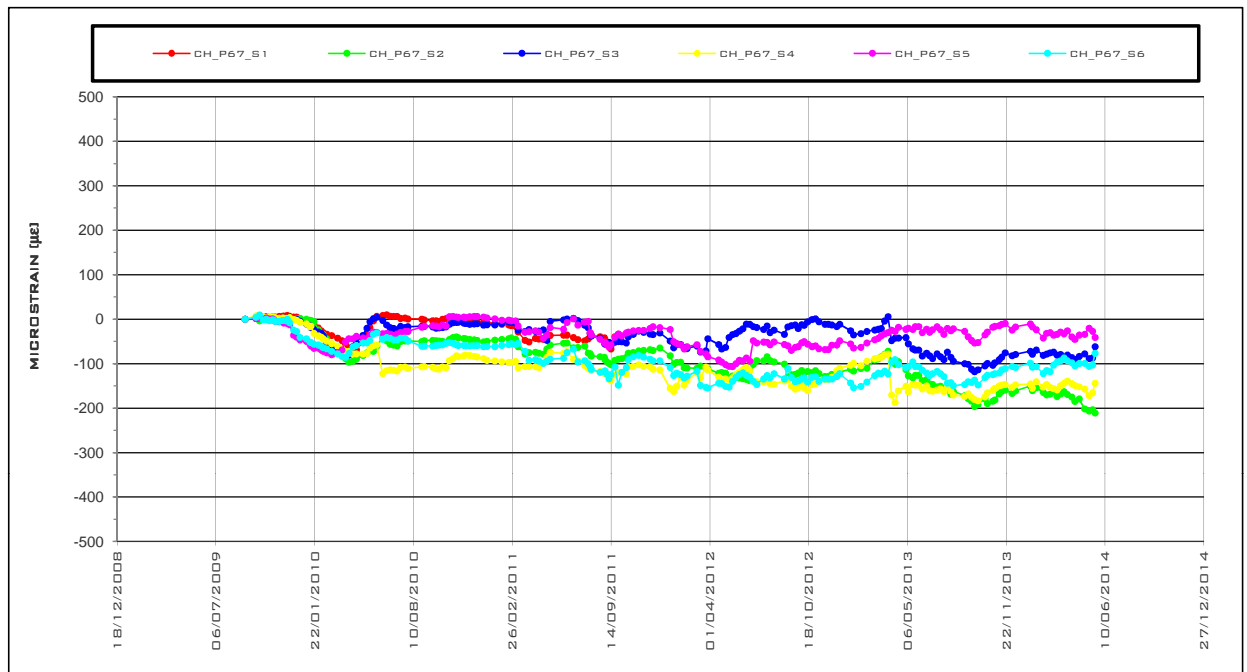
Opera \ \ P67

Strumento Barretta Est. per Metallo

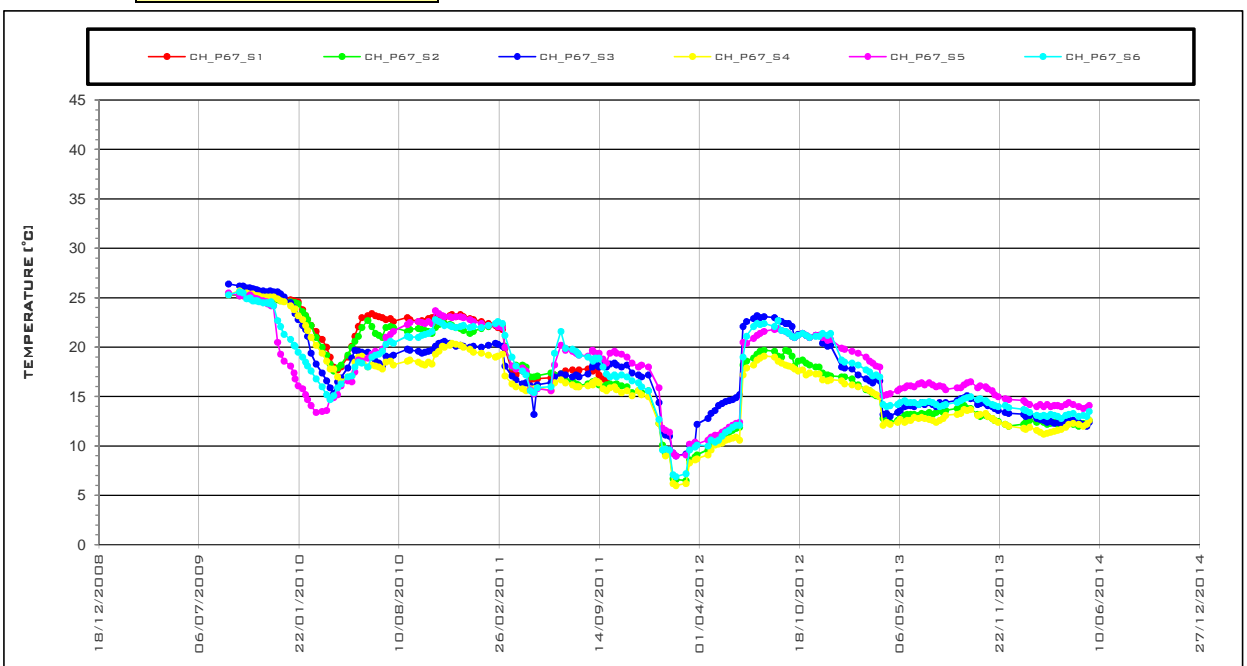
Data posa in opera 03/09/2009

Data lettura di zero 03/09/2009

### GRAFICO MICROSTRAIN



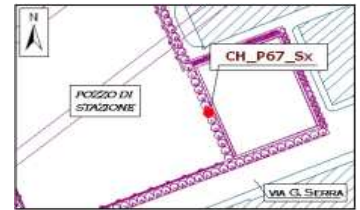
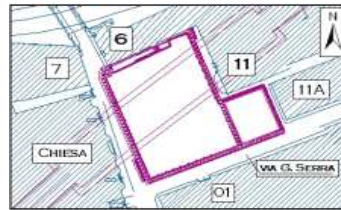
### GRAFICO TEMPERATURE



### SCHEMA UBICAZIONE

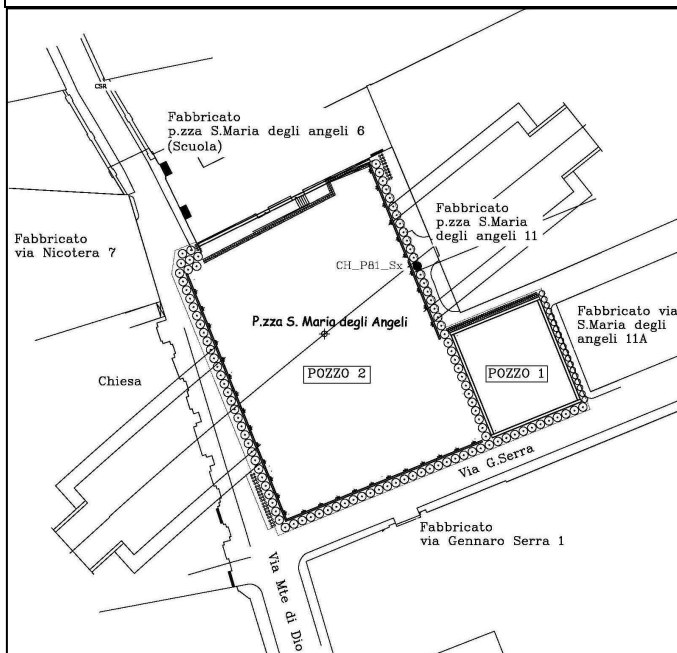
STAZIONE CHIAIA

\ \ P67

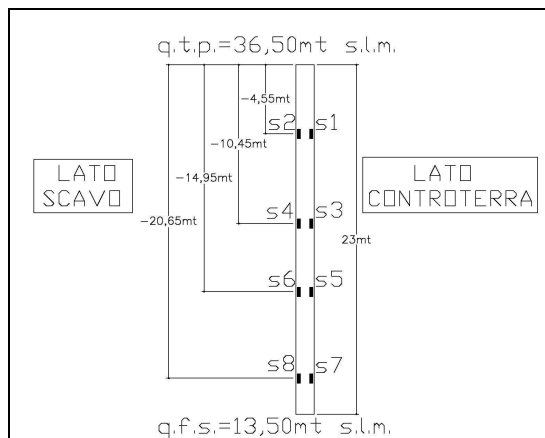


Pannello strumentato

CH\_P81



SCHEMA INSTALLAZIONE  
STRUMENT. GEOTECNICA (BECV  
PER METALLO)  
PALO N°81



Le barrette con numero progressivi dispari (s1,s3,s5,s7) sono installate lato contro terra, mentre quelle con numero pari (s2,s4,s6,s8) sono poste lato scavo; la direzione di installazione è parallela all'asse di scavo.

Affidabilità strumentale

A.T.I. LM6 – TreEsse

buono  
da rivedere  
da scartare

X

Congruenza progettuale

C.T. ATI LM6 – C.T.  
Monitoraggio

congruente  
non congruente, da valutare  
non congruente con implicazioni  
sulla sicurezza


**NOTE**

La barretta estensimetrica a c.v. CH\_P81\_S7 non è funzionante.

La barretta estensimetrica a c.v. CH\_P81\_S4 dalla data 25/03/10 non restituisce segnale

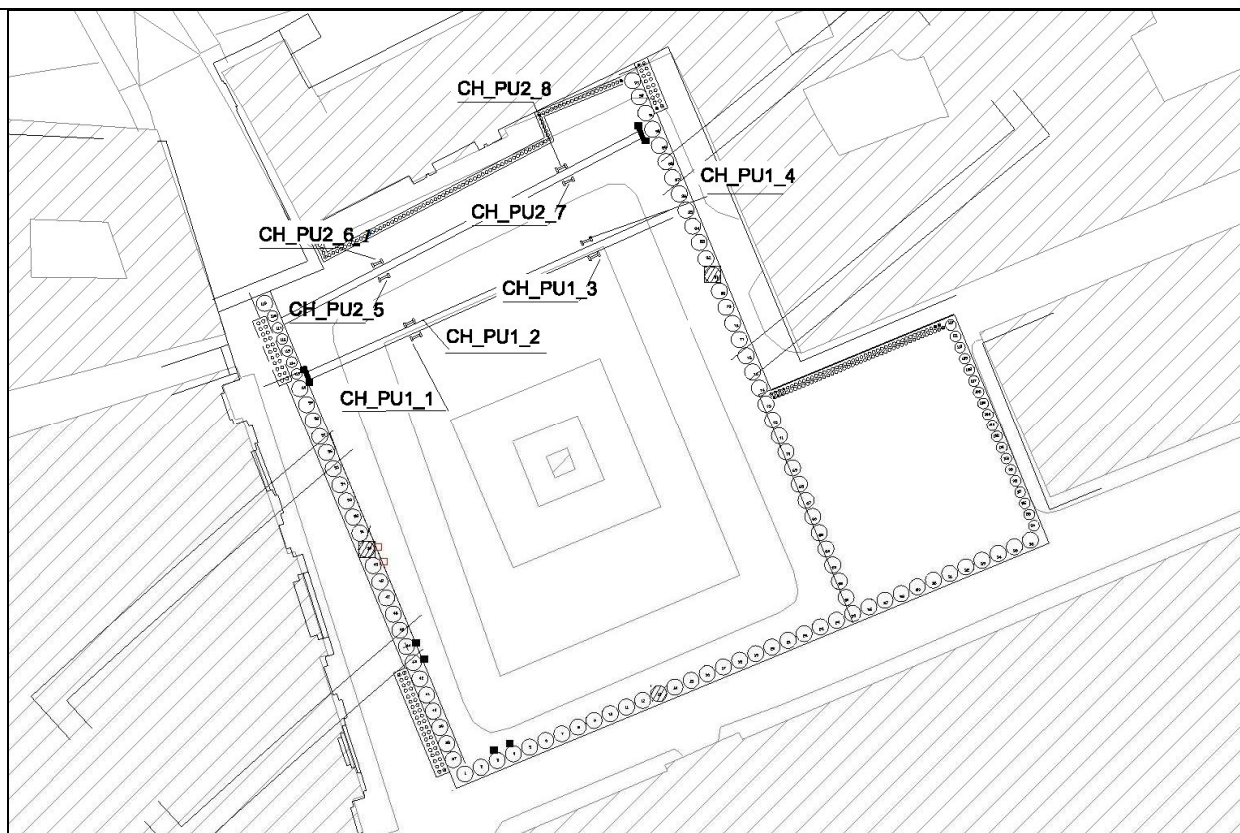
Le restanti barrette estensimetriche restituiscono valore discontinuo dal 20/04/2011

L'ultima misura disponibile è riportata nel report APR 2011 con codifica: LM6 7FX 2C I 00



Puntoni strumentati

CH\_PU1 CH\_PU2



Affidabilità strumentale

A.T.I. LM6 – TreEsse

buono  
da rivedere

da scartare

X

Congruenza progettuale

C.T. ATI LM6 – C.T.  
Monitoraggio

congruente

non congruente, da valutare  
non congruente con implicazioni  
sulla sicurezza

**NOTE**

La Barretta estensimetrica CH\_PU2\_6 risulta danneggiata e non restituisce valore.

La Barretta estensimetrica CH\_PU2\_6\_1 sostituisce la CH\_PU2\_6\_1

Ubicazione STAZIONE CHIAIA

Opera \ \ Puntone 1

Strumento Barretta Est. per Metallo

Data posa in opera 14/09/2011

Data lettura di zero 14/09/2011

Ultima Misura 115 in data 20/05/2014

Lettura n°	DATA	CH_PU1_S1		CH_PU1_S2		CH_PU1_S3		CH_PU1_S4	
		Micro strain [µε]	Temp. [°C]	Micro strain [µε]	Temp. [°C]	Micro strain [µε]	Temp. [°C]	Micro strain [µε]	Temp. [°C]
63	13/3/13 11.30	40,1	11,8	61,3	15,0	1,2	13,6	-11,8	13,0
64	20/3/13 10.30	44,6	11,5	65,8	14,7	8,5	13,2	2,8	13,2
65	27/3/13 11.00	47,4	11,4	68,6	14,6	10,1	13,0	2,0	12,8
66	3/4/13 10.30	19,5	15,1	-12,6	16,6	-24,8	15,8	-41,1	14,6
67	10/4/13 11.00	3,2	17,1	-35,3	17,4	-32,5	18,5	-45,5	16,9
68	17/4/13 11.30	-19,1	17,6	-32,1	17,0	-29,6	18,4	-41,4	17,9
69	2/5/13 11.00	-11,4	17,9	-38,6	17,8	-30,0	18,7	-60,9	18,3
70	7/5/13 11.30	-14,6	18,3	-50,0	18,2	-42,6	19,0	-36,9	18,6
71	16/5/13 11.00	-23,1	18,6	-55,6	18,4	-66,2	18,4	-45,5	18,9
72	21/5/13 10.30	-26,0	18,7	-51,6	18,4	-62,1	19,4	-39,0	19,1
73	28/5/13 10.40	-31,7	18,9	-61,3	18,6	-67,8	19,6	-43,4	19,4
74	4/6/13 11.00	-37,3	19,1	-71,9	18,4	-70,6	19,7	-49,9	19,2
75	13/6/13 11.30	-32,1	19,2	-66,6	18,5	-67,8	19,6	-39,4	19,4
76	19/6/13 11.00	-41,8	19,4	-72,3	18,7	-72,3	19,9	-41,0	19,6
77	25/6/13 11.45	-47,9	20,9	-71,9	20,4	-70,6	20,7	-84,5	17,7
78	4/7/13 12.15	-41,0	20,8	-70,2	20,2	-63,7	20,6	-79,2	17,8
79	11/7/13 11.00	-47,5	20,6	-76,7	20,0	-70,2	20,4	-77,6	17,6
80	18/7/13 10.00	-49,1	20,8	-67,4	20,1	-76,7	20,2	-83,3	17,8
81	25/7/13 10.50	-15,3	24,9	-35,3	23,4	-66,1	22,4	-55,2	19,1
82	1/8/13 12.45	5,8	27,3	-8,8	26,9	54,6	28,3	24,9	26,0
83	6/8/13 11.45	16,0	28,8	-1,1	28,2	70,0	28,9	41,2	28,0
84	29/8/13 11.00	9,1	28,9	-6,8	28,4	45,2	28,2	47,7	28,2
85	5/9/13 11.00	16,0	30,8	-0,2	30,6	63,2	31,0	56,2	30,9
86	12/9/13 11.30	1,0	28,9	4,6	29,0	47,3	28,7	42,0	28,4
87	18/9/13 11.00	3,8	26,8	1,8	27,1	39,9	27,1	61,9	26,7
88	25/9/13 10.00	-30,4	24,0	-32,0	24,0	29,3	23,9	46,8	23,8
89	9/10/13 11.00	-37,3	23,1	-38,9	22,1	31,8	23,1	51,7	22,2
90	14/10/13 11.30	-30,4	23,0	-39,3	22,4	38,7	23,0	53,3	22,0
91	25/10/13 11.00	-19,0	22,6	-19,8	22,0	43,5	22,4	68,7	21,6
92	29/10/13 11.30	-33,2	22,1	-18,2	21,8	50,8	22,0	72,0	21,2
93	7/11/13 11.00	-46,2	21,7	-17,8	21,5	58,1	21,6	74,0	20,7
94	12/11/13 11.30	-43,0	21,3	-14,6	21,1	57,3	21,2	78,4	20,4
95	19/11/13 11.00	-42,6	21,0	-11,7	21,0	58,9	21,0	91,0	20,1
96	5/12/13 14.00	-30,8	20,3	-4,4	20,6	71,9	20,4	101,2	19,6
97	10/12/13 12.30	-26,4	20,0	2,9	20,2	80,9	19,8	108,5	19,2
98	9/1/14 12.30	-41,4	18,1	13,4	19,4	92,6	19,1	123,1	18,4
99	13/1/14 12.00	-53,2	17,8	0,4	19,0	83,3	19,0	100,3	18,2
100	21/1/14 11.30	-72,7	15,2	-124,3	15,1	-6,5	17,3	4,0	16,3
101	4/2/14 11.00	-77,2	14,5	-130,0	14,3	-68,7	15,2	-52,8	15,3
102	11/2/14 11.30	-79,3	14,0	-126,8	13,9	-69,5	14,8	-89,4	14,3
103	18/2/14 11.00	-87,0	13,7	-126,4	13,6	-72,8	14,2	-89,0	14,0
104	25/2/14 10.00	-94,7	13,4	-124,8	13,4	-85,4	13,5	-91,4	13,8
105	4/3/14 10.00	-93,1	13,2	-117,0	13,7	-76,0	13,6	-78,4	14,2
106	11/3/14 12.00	-86,6	13,4	-123,9	13,8	-70,7	13,7	-76,8	14,0
107	18/3/14 11.30	-89,4	13,5	-122,3	13,6	-67,9	13,6	-75,2	13,8
108	25/3/14 12.00	-93,5	13,5	-125,2	13,7	-74,8	13,7	-73,6	13,6
109	3/4/14 11.00	-95,1	13,7	-126,8	13,9	-80,5	13,9	-82,1	13,9
110	9/4/14 12.00	-108,9	13,9	-131,2	14,2	-86,2	14,1	-90,6	14,2
111	18/4/14 11.00	-102,4	14,1	-126,0	14,3	-72,8	14,2	-97,1	14,0
112	29/4/14 11.30	-99,6	14,0	-120,7	14,4	-82,5	14,4	-95,9	14,1
113	8/5/14 11.00	-105,3	14,2	-134,5	14,6	-76,0	14,6	-85,3	14,3
114	15/5/14 10.00	-99,6	14,0	-132,9	14,4	-76,8	14,2	-79,7	14,1
115	20/5/14 11.00	-59,3	16,3	-118,2	16,6	-81,7	16,8	-93,4	16,3

Ubicazione STAZIONE CHIAIA

Opera \ \ Puntone 1

Strumento Barretta Est. per Metallo

Data posa in opera 14/09/2011

Data lettura di zero 14/09/2011

SCHEMA UBICAZIONE

STAZIONE CHIAIA

\ \ Puntone 1

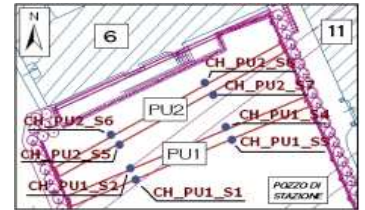
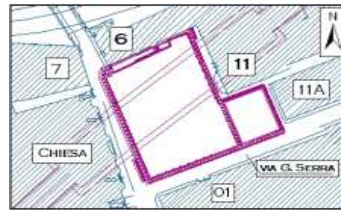


GRAFICO MICROSTRAIN

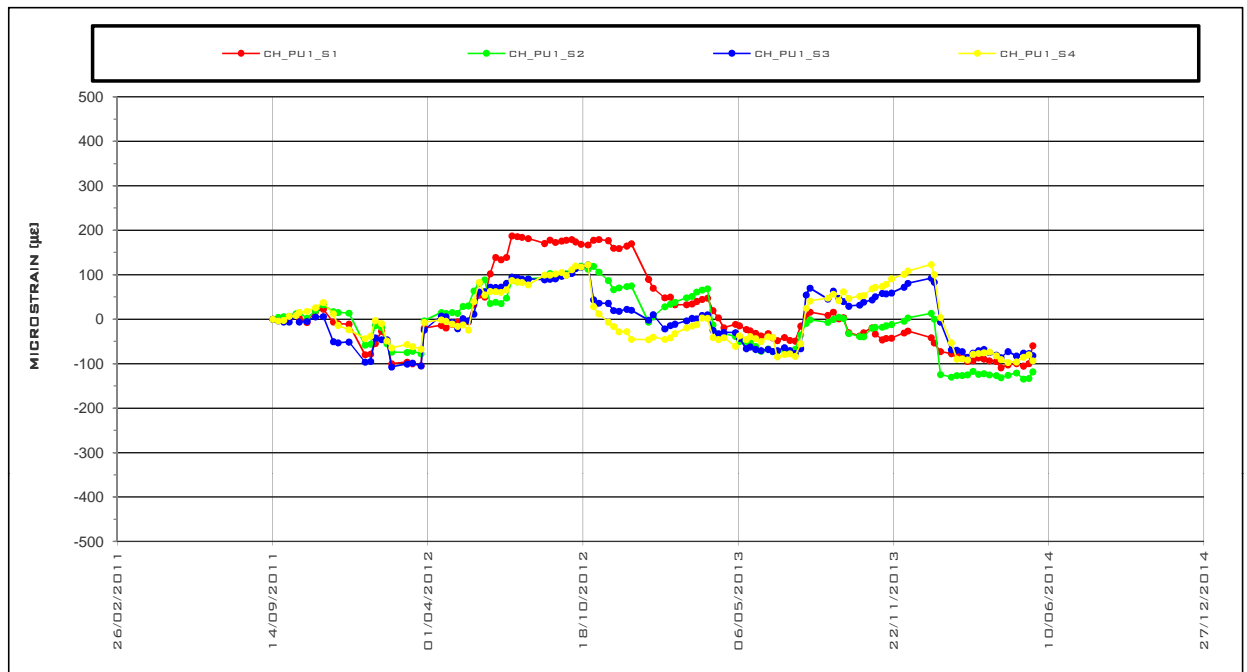
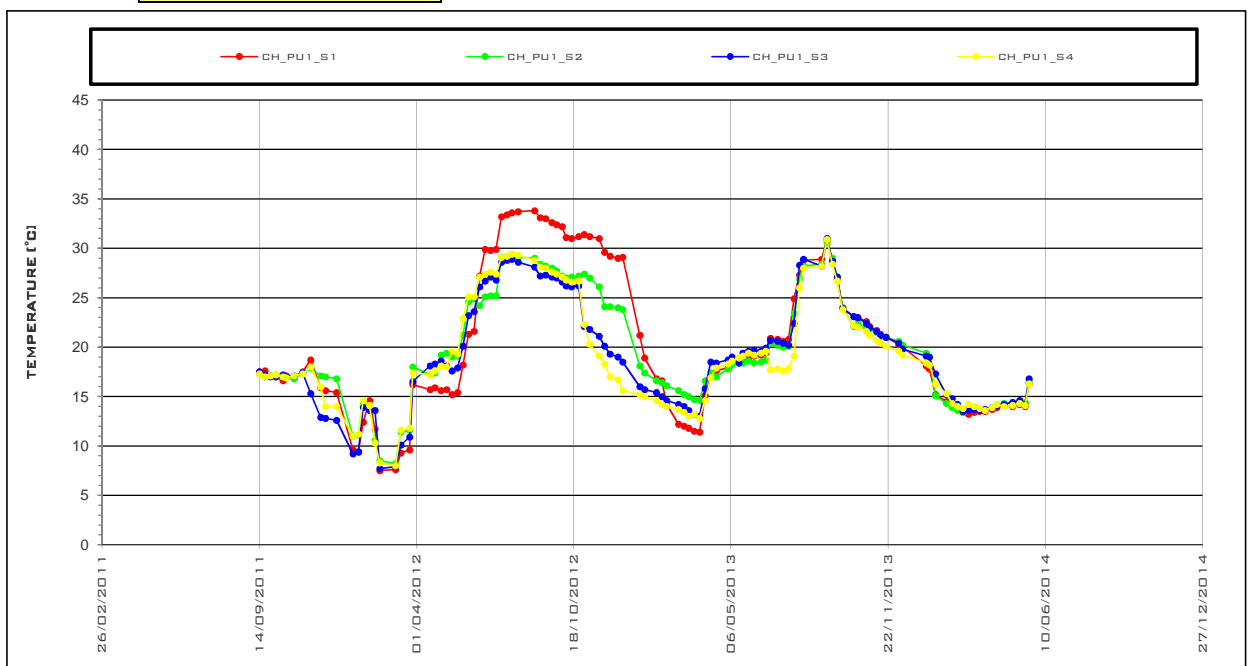


GRAFICO TEMPERATURE



Ubicazione STAZIONE CHIAIA

Opera \ \ Puntone 2

Strumento Barretta Est. per Metallo

Data posa in opera 14/09/2011

Data lettura di zero 14/09/2011

Ultima  
Misura

116

in  
data

20/05/2014

Lettura n°	DATA	CH_PU2_S5		CH_PU2_S6		CH_PU2_S6.1		CH_PU2_S7		CH_PU2_S8	
		Micro strain [µε]	Temp. [°C]	Micro strain [µε]	Temp. [°C]	Micro strain [µε]	Temp. [°C]	Micro strain [µε]	Temp. [°C]	Micro strain [µε]	Temp. [°C]
64	13/3/13 11.30	-3,7	13,8			-3,3	14,0	-27,7	14,6	44,2	14,2
65	20/3/13 10.30	0,7	13,5			2,4	13,8	-24,8	14,5	52,3	14,2
66	27/3/13 11.00	-0,1	13,1			4,0	13,6	-19,5	14,6	58,0	14,0
67	3/4/13 10.30	-26,0	16,3			-13,8	16,8	-104,4	16,3	11,8	16,2
68	10/4/13 11.00	-94,6	18,0			-15,5	17,0	-101,1	17,9	-31,7	17,3
69	17/4/13 11.30	-70,3	19,0			-24,4	16,6	-82,9	18,4	-39,4	17,0
70	2/5/13 11.00	-103,2	19,3			-52,0	17,0	-92,6	18,6	-53,2	17,2
71	7/5/13 11.30	-128,3	19,9			-56,5	17,3	-88,9	18,9	-58,9	17,4
72	16/5/13 11.00	-134,0	20,1			-75,6	17,4	-93,4	19,2	-64,6	17,6
73	21/5/13 10.30	-131,2	20,0			-69,1	17,6	-89,4	19,2	-67,4	17,7
74	28/5/13 10.40	-134,0	20,1			-78,4	17,5	-97,9	19,5	-69,1	17,9
75	4/6/13 11.00	-131,2	20,0			-85,3	17,6	-84,5	19,6	-66,6	18,1
76	13/6/13 11.30	-124,7	20,2			-83,7	17,4	-79,2	19,7	-61,3	18,2
77	19/6/13 11.00	-134,0	20,1			-82,9	17,8	-78,8	19,4	-67,8	18,0
78	25/6/13 11.45	-134,8	20,7			-75,5	20,4	-88,9	19,9	-59,7	20,0
79	4/7/13 12.15	-134,4	20,4			-56,8	20,6	-86,1	19,8	-54,4	20,1
80	11/7/13 11.00	-145,0	20,2			-55,2	20,4	-96,7	19,6	-59,7	20,0
81	18/7/13 10.00	-146,6	20,4			-61,7	20,2	-101,9	19,5	-54,4	20,1
82	25/7/13 10.50	-120,6	23,2			-2,4	24,4	-107,2	20,4	-4,4	23,2
83	1/8/13 12.45	-65,3	27,4			18,8	26,8	-46,6	25,7	57,0	27,9
84	6/8/13 11.45	-55,1	28,9			56,6	28,9	-19,4	28,6	55,8	28,8
85	29/8/13 11.00	-67,3	28,9			26,6	29,1	-17,7	28,4	45,2	28,6
86	5/9/13 11.00	-54,2	31,3			36,7	31,6	-15,2	31,6	72,1	31,8
87	12/9/13 11.30	-74,2	29,0			13,5	28,7	-36,4	28,2	41,2	28,6
88	18/9/13 11.00	-89,2	27,1			11,5	26,2	-42,9	26,0	39,5	26,8
89	25/9/13 10.00	-109,2	23,8			9,8	23,4	-72,6	22,9	38,3	23,7
90	9/10/13 11.00	-88,9	22,8			13,9	22,4	-66,6	21,4	41,1	22,6
91	14/10/13 11.30	-89,7	22,4			15,5	22,2	-56,0	21,6	54,5	22,7
92	25/10/13 11.00	-86,5	22,0			25,2	22,0	-52,8	21,2	69,5	22,6
93	29/10/13 11.30	-80,8	21,8			30,9	21,8	-47,1	21,0	75,2	22,4
94	7/11/13 11.00	-76,3	21,5			35,4	21,5	-42,6	20,7	82,5	22,0
95	12/11/13 11.30	-66,2	21,0			42,7	21,1	-35,3	20,3	89,8	21,6
96	19/11/13 11.00	-76,7	20,8			45,5	21,0	-34,9	20,0	91,4	21,4
97	5/12/13 14.00	-75,9	20,2			56,1	20,2	-17,9	19,4	112,6	20,8
98	10/12/13 12.30	-69,8	19,7			65,0	19,6	-10,6	19,0	130,8	20,3
99	9/1/14 12.30	-52,8	19,1			84,9	18,9	8,1	18,2	148,7	19,1
100	13/1/14 12.00	-68,6	18,8			74,3	18,7	-2,4	18,0	135,7	18,7
101	21/1/14 11.30	-93,5	16,1			7,7	16,9	-71,9	16,3	30,4	16,4
102	4/2/14 11.00	-90,6	16,0			-57,7	15,2	-133,3	14,6	-37,0	15,2
103	11/2/14 11.30	-93,5	16,1			-78,5	14,5	-126,4	14,5	-86,2	14,5
104	18/2/14 11.00	-97,5	16,1			-89,8	13,9	-138,2	14,2	-61,4	14,2
105	25/2/14 10.00	-90,6	16,0			-104,1	13,4	-132,5	14,0	-56,1	14,3
106	4/3/14 10.00	-100,4	16,2			-100,8	13,0	-143,0	13,8	-65,5	14,2
107	11/3/14 12.00	-103,6	15,6			-102,9	12,5	-139,0	13,8	-70,7	14,1
108	18/3/14 11.30	-90,6	16,0			-121,1	12,0	-137,4	13,6	-76,0	14,0
109	25/3/14 12.00	-102,0	15,4			-122,0	11,6	-147,9	13,4	-83,7	13,7
110	3/4/14 11.00	-86,1	15,7			-133,3	12,0	-153,6	13,6	-92,3	14,0
111	9/4/14 12.00	-84,9	15,8			-140,6	12,4	-162,1	13,9	-106,1	14,2
112	18/4/14 11.00	-79,2	15,6			-151,2	12,2	-152,4	13,7	-111,4	14,1
113	29/4/14 11.30	-89,8	15,4			-155,7	12,5	-144,7	14,0	-121,1	14,3
114	8/5/14 11.00	-107,7	15,6			-167,0	12,9	-157,3	14,3	-126,8	14,5
115	15/5/14 10.00	-94,3	15,7			-160,5	13,1	-170,7	14,2	-121,1	14,3
116	20/5/14 11.00	-120,7	17,2			-44,7	15,6	-132,0	16,7	-58,1	16,8

Ubicazione STAZIONE CHIAIA

Opera \ \ Puntone 2

Strumento Barretta Est. per Metallo

Data posa in opera 14/09/2011

Data lettura di zero 14/09/2011

SCHEMA UBICAZIONE

STAZIONE CHIAIA

\ \ Puntone 2

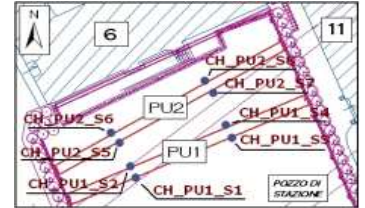
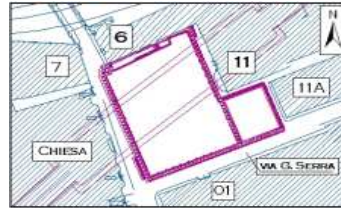


GRAFICO MICROSTRAIN

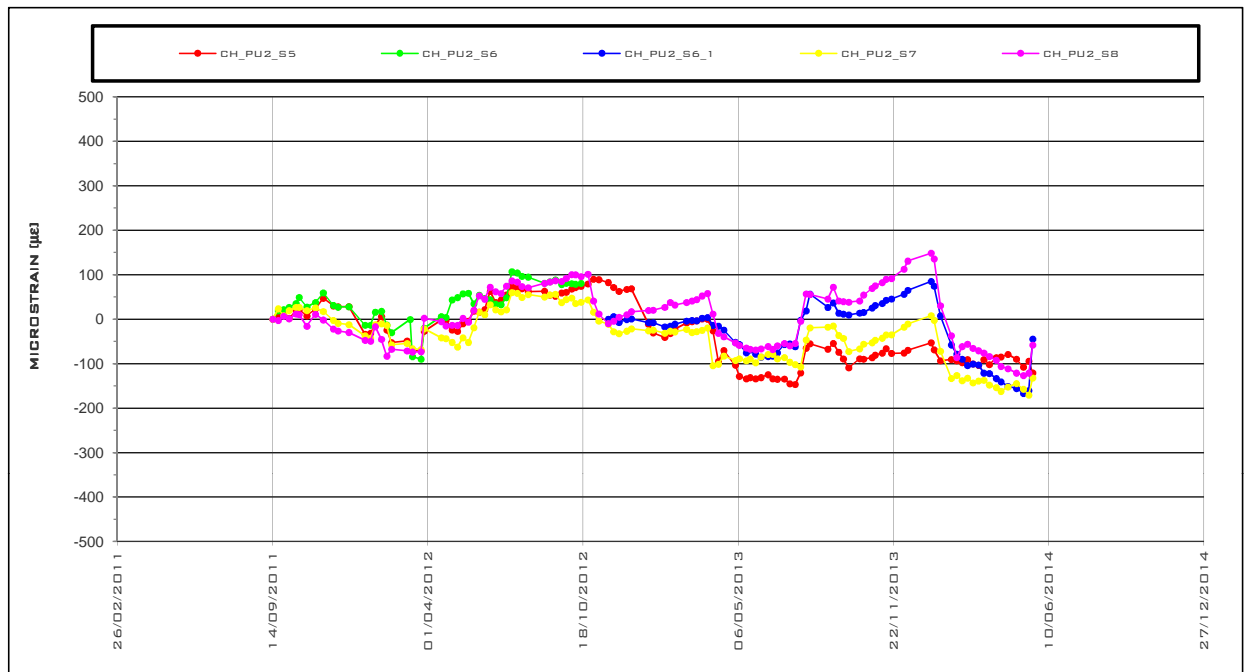
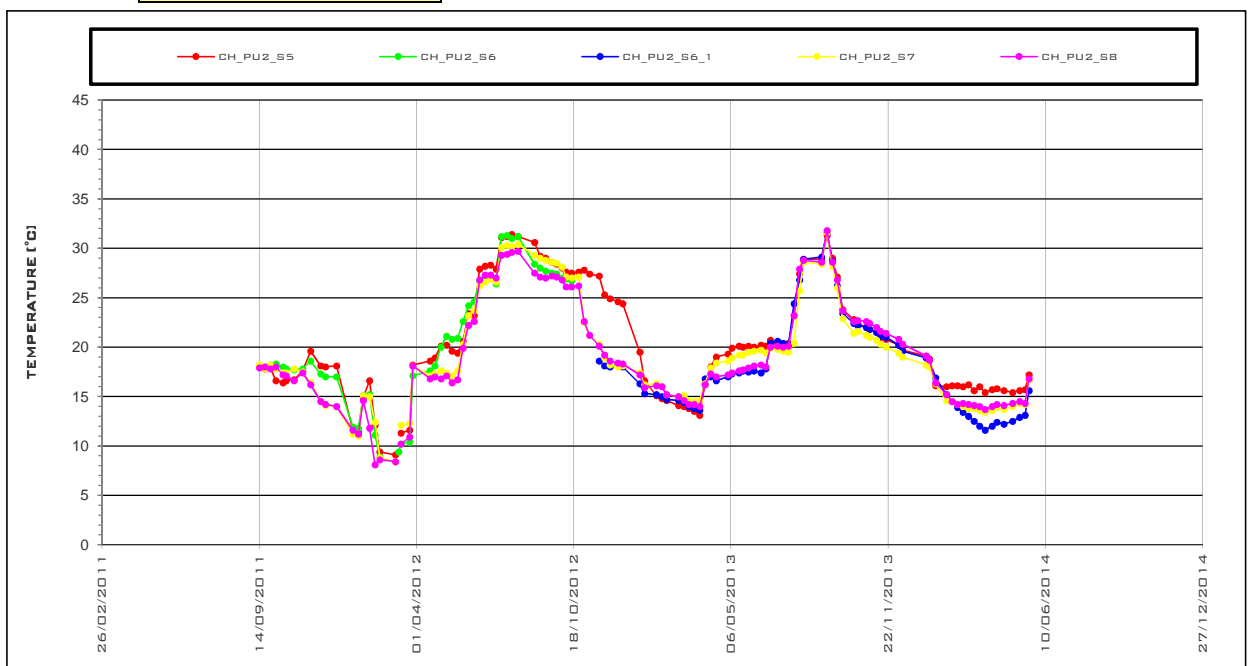



GRAFICO TEMPERATURE



 <b>Ansaldo STS</b> A Finmeccanica Company	<b>LINEA 6 METROPOLITANA DI NAPOLI - PROGETTO ESECUTIVO</b> <i>OPERE CIVILI - MONITORAGGIO GEOTECNICO GEOREFERENZIATO</i> <i>REPORT DELLE MISURE - STAZIONE CHIAIA</i>	
---	--	--

## 9. MISURE GEOTECNICHE – CELLE DI CARICO TOROIDALI

Le celle di carico toroidali a compressione, costituite da un anello di acciaio di diverso diametro in funzione alla tipologia di utilizzo, trovano applicazione nel controllo della tesatura di tiranti o di bulloni per chiodature in roccia o nel terreno; servono inoltre per tenere sotto controllo gli stessi durante il servizio evidenziando eventuali rilasci o sovraccarichi tensionali.

Le celle, sottoposte ad un carico, subiscono una deformazione che viene rilevata dagli estensimetri, i quali variando il loro valore di resistenza, generano in uscita un segnale elettrico proporzionale al carico applicato.


 <b>Ansaldo STS</b> A Finmeccanica Company	<b>LINEA 6 METROPOLITANA DI NAPOLI - PROGETTO ESECUTIVO</b>  <b>OPERE CIVILI - MONITORAGGIO GEOTECNICO GEOREFERENZIATO</b> <b>REPORT DELLE MISURE - STAZIONE CHIAIA</b>	
--	--	--

Tabelle riepilogative per le Celle di Carico toroidali installate in cantiere.

Tabella Celle di Carico Primo Ordine di Tiranti

NOME	TIPOLOGIA STRUMENTO	DATA INSTALLAZIONE	DISPONIBILITA' LETTURA			NOTE
			DATA LETTURA DI ZERO	PERIODO INTERRUZIONE	DATA FINE ATTIVITA'	
CH_CC1	CC.TOROIDALI	16/05/11	16/05/11			
CH_CC2	CC.TOROIDALI	16/05/11	16/05/11			
CH_CC3	CC.TOROIDALI	16/05/11	16/05/11			
CH_CC4	CC.TOROIDALI	16/05/11	16/05/11			

Tabella Celle di Carico Secondo Ordine di Tiranti

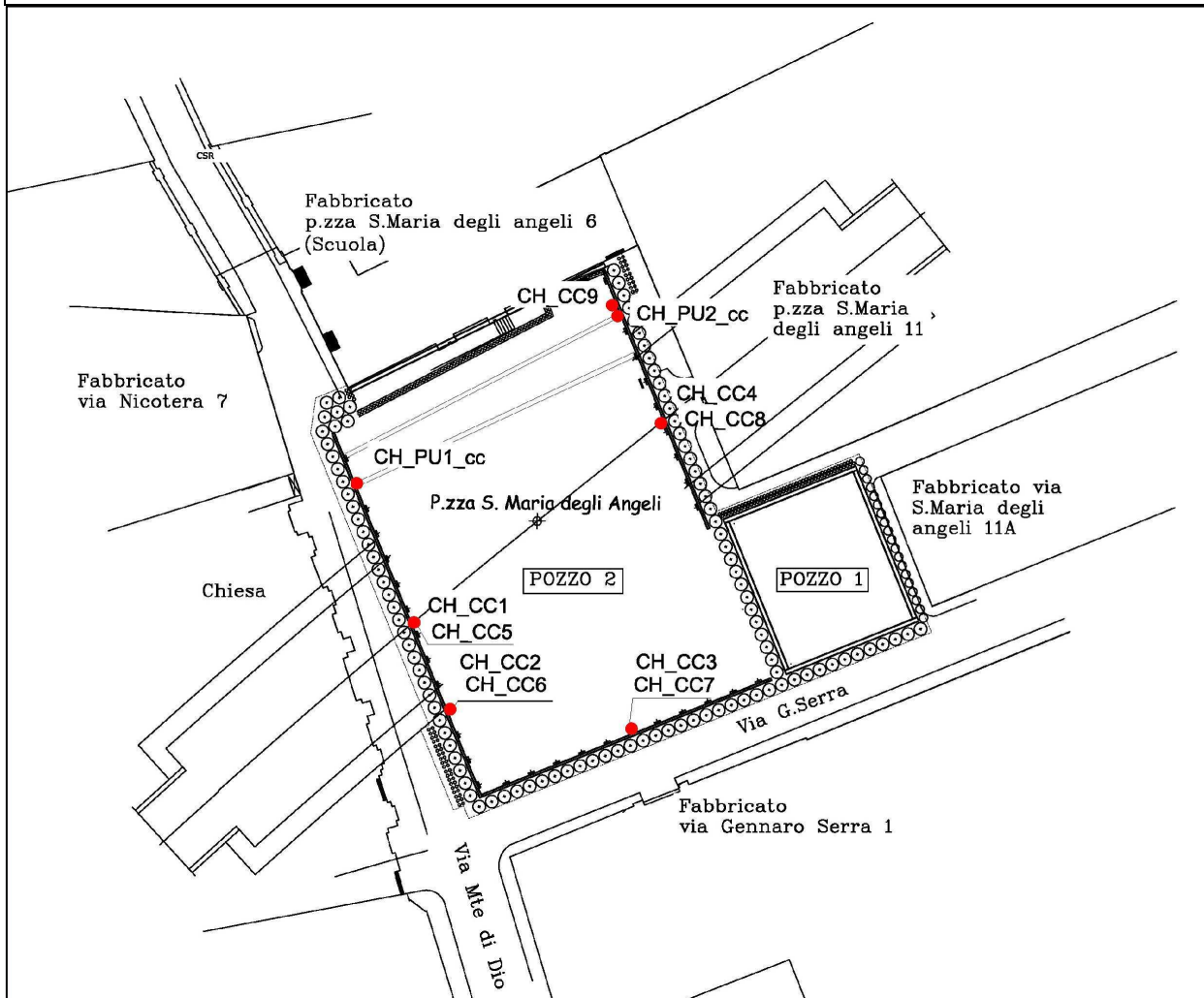
Tabella Cella di Carico Secondo Ordine di Tiranti						
NOME	TIPOLOGIA STRUMENTO	DATA INSTALLAZIONE	DISPONIBILITA' LETTURA			NOTE
			DATA LETTURA DI ZERO	PERIODO INTERRUZIONE	DATA FINE ATTIVITA'	
SECONDO ORDINE DI TIRANTI						
CH_CC5	CC. TOROIDALI	02/08/11	02/08/11			
CH_CC6	CC. TOROIDALI	02/08/11	02/08/11			
CH_CC7	CC. TOROIDALI	16/05/11	19/07/11			
CH_CC8	CC. TOROIDALI	16/05/11	19/07/11			
CH_CC9	CC. TOROIDALI	02/04/12	02/04/12			

Tabella Celle di Carico Puntoni

Tabella Conto di Carico Puntoni						
NOME	TIPOLOGIA STRUMENTO	DATA INSTALLAZIONE	DISPONIBILITA' LETTURA			NOTE
			DATA LETTURA DI ZERO	PERIODO INTERRUZIONE	DATA FINE ATTIVITA'	
PUNTONI						
CH_PU1_CC	CC. TOROIDALI	14/09/11	14/09/11			
CH_PU2_CC	CC. TOROIDALI	14/09/11	14/09/11			

Celle di Carico

CH\_CC1-9 / CH\_PU1-2\_CC



Affidabilità strumentale  
A.T.I. LM6 – TreEsse

buono  
da rivedere  
da scartare

X

Congruenza progettuale  
C.T. ATI LM6 – C.T. Monitoraggio

congruente  
non congruente, da valutare  
non congruente con implicazioni sulla  
sicurezza


NOTE




Ubicazione STAZIONE CHIAIA

Tipo Strumento Cella di Carico

Posizione \ \ 1° Ordine Di Tiranti

Data posa in opera 16/05/2011

Data lettura di zero 16/06/2011

Ultima  
misura

144

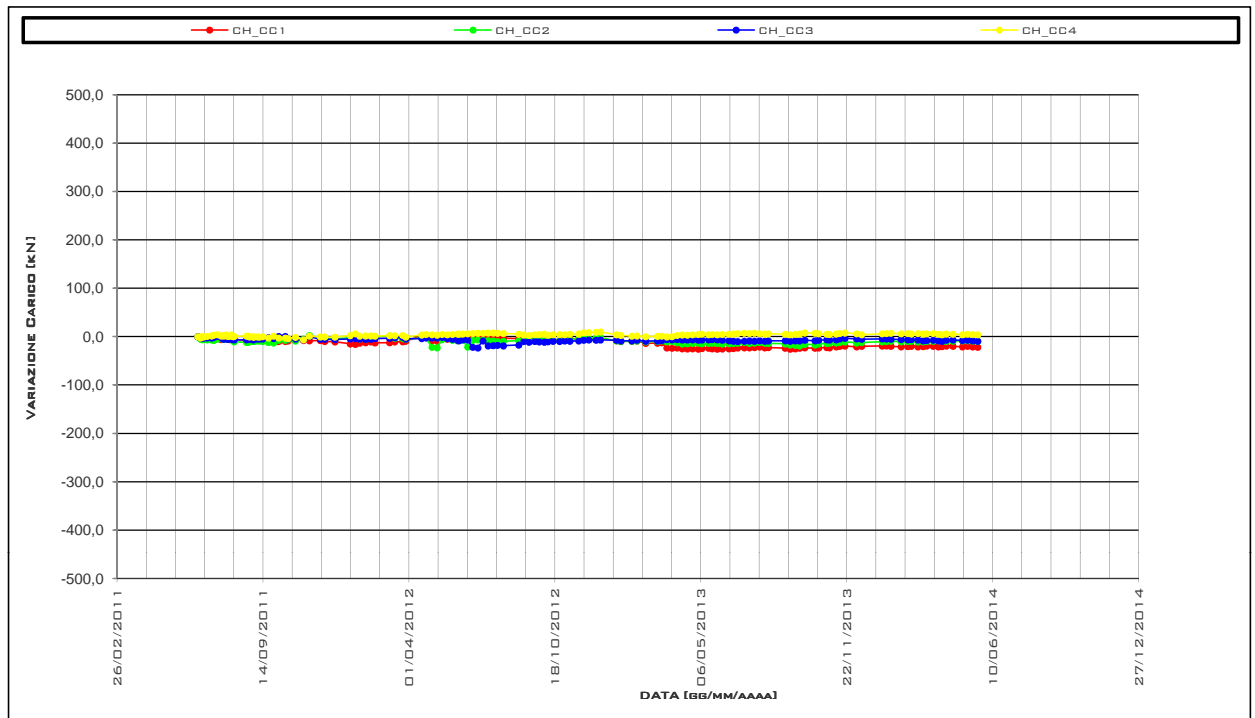
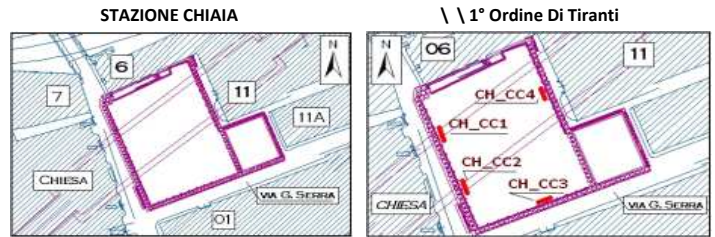
in data

20/05/2014

Letture n°	DATA	CH_CC1		CH_CC2		CH_CC3		CH_CC4	
		Δ Carico [kN]	Carico [kN]	Δ Carico [kN]	Carico [kN]	Δ Carico [kN]	Carico [kN]	Δ Carico [kN]	Carico [kN]
91	13/03/2013 11.30	-12,50	288,47	-9,00	291,08	-8,00	321,53	1,00	286,88
92	20/03/2013 10.00	-23,50	277,47	-11,01	289,08	-6,00	323,53	-0,50	285,38
93	27/03/2013 10.30	-24,00	276,97	-10,01	290,08	-6,50	323,03	0,00	285,88
94	03/04/2013 10.00	-23,50	277,47	-12,51	287,58	-6,00	323,53	2,50	288,38
95	10/04/2013 10.15	-25,00	275,97	-15,01	285,07	-7,00	322,53	3,50	289,38
96	17/04/2013 10.00	-25,50	275,47	-14,51	285,57	-7,00	322,53	3,00	288,88
97	24/04/2013 11.30	-25,00	275,97	-14,01	286,07	-6,50	323,03	4,00	289,88
98	02/05/2013 10.30	-26,00	274,97	-13,51	286,58	-7,50	322,03	4,50	290,38
99	07/05/2013 10.30	-24,50	276,47	-14,51	285,57	-7,00	322,53	5,00	290,88
100	16/05/2013 11.30	-24,00	276,97	-14,01	286,07	-6,50	323,03	4,00	289,88
101	21/05/2013 10.30	-25,00	275,97	-13,51	286,58	-6,00	323,53	4,50	290,38
102	28/05/2013 11.30	-26,00	274,97	-14,01	286,07	-6,50	323,03	4,00	289,88
103	04/06/2013 11.00	-25,50	275,47	-15,01	285,07	-7,50	322,03	4,50	290,38
104	13/06/2013 11.30	-25,00	275,97	-14,51	285,57	-8,50	321,03	5,00	290,88
105	19/06/2013 11.00	-24,50	276,47	-14,01	286,07	-9,50	320,03	5,50	291,38
106	25/06/2013 11.30	-23,50	277,47	-13,51	286,58	-10,00	319,53	6,50	292,38
107	04/07/2013 12.00	-23,00	277,97	-12,01	288,08	-9,50	320,03	7,00	292,88
108	11/07/2013 11.00	-23,00	277,97	-14,01	286,07	-9,00	320,53	6,50	292,38
109	18/07/2013 10.30	-22,50	278,47	-13,01	287,08	-9,50	320,03	7,00	292,88
110	25/07/2013 11.30	-21,50	279,47	-12,01	288,08	-8,50	321,03	6,00	291,88
111	01/08/2013 12.30	-23,00	277,97	-13,51	286,58	-9,50	320,03	5,50	291,38
112	06/08/2013 12.30	-22,50	278,47	-14,01	286,07	-9,00	320,53	6,00	291,88
113	29/08/2013 12.30	-24,00	276,97	-15,01	285,07	-8,50	321,03	5,00	290,88
114	05/09/2013 10.30	-26,00	274,97	-17,01	283,07	-9,50	320,03	4,00	289,88
115	12/09/2013 11.00	-25,00	275,97	-18,01	282,07	-8,50	321,03	5,00	290,88
116	18/09/2013 11.30	-24,00	276,97	-19,01	281,07	-9,00	320,53	5,50	291,38
117	25/09/2013 11.30	-23,00	277,97	-16,01	284,07	-7,50	322,03	7,50	293,38
118	09/10/2013 10.30	-24,00	276,97	-17,01	283,07	-8,50	321,03	7,00	292,88
119	14/10/2013 10.30	-23,50	277,47	-15,01	285,07	-7,50	322,03	6,00	291,88
120	25/10/2013 11.30	-22,50	278,47	-14,01	286,07	-6,50	323,03	5,00	290,88
121	29/10/2013 11.00	-23,00	277,97	-13,51	286,58	-7,00	322,53	4,50	290,38
122	07/11/2013 11.00	-21,00	279,97	-13,01	287,08	-6,50	323,03	5,50	291,38
123	12/11/2013 10.30	-20,00	280,97	-12,01	288,08	-4,50	325,03	6,50	292,38
124	19/11/2013 11.00	-19,50	281,47	-11,01	289,08	-3,50	326,03	7,50	293,38
125	05/12/2013 11.00	-21,00	279,97	-13,01	287,08	-4,50	325,03	6,00	291,88
126	12/12/2013 10.30	-20,00	280,97	-12,01	288,08	-5,50	324,03	4,00	289,88
127	09/01/2014 11.00	-19,50	281,47	-10,51	289,58	-4,50	325,03	6,00	291,88
128	15/01/2014 10.30	-19,00	281,97	-10,01	290,08	-5,00	324,53	6,50	292,38
129	21/01/2014 11.00	-20,00	280,97	-9,51	290,58	-5,50	324,03	7,00	292,88
130	04/02/2014 11.30	-21,00	279,97	-10,51	289,58	-6,00	323,53	6,00	291,88
131	13/02/2014 11.00	-20,50	280,47	-10,01	290,08	-6,50	323,03	6,50	292,38
132	18/02/2014 11.00	-20,00	280,97	-9,51	290,58	-6,00	323,53	5,50	291,38
133	27/02/2014 11.00	-21,00	279,97	-11,01	289,08	-7,00	322,53	6,50	292,38
134	06/03/2014 11.00	-20,50	280,47	-10,51	289,58	-8,50	321,03	5,50	291,38
135	11/03/2014 12.00	-19,50	281,47	-10,01	290,08	-8,00	321,53	6,00	291,88
136	20/03/2014 11.00	-20,00	280,97	-9,51	290,58	-7,50	322,03	6,50	292,38
137	27/03/2014 14.00	-21,00	279,97	-9,00	291,08	-8,50	321,03	5,00	290,88
138	01/04/2014 10.30	-20,50	280,47	-8,50	291,58	-9,50	320,03	4,00	289,88
139	07/04/2014 12.00	-19,50	281,47	-10,01	290,08	-7,50	322,03	5,50	291,38
140	16/04/2014 12.00	-20,00	280,97	-9,51	290,58	-7,00	322,53	5,00	290,88
141	29/04/2014 11.00	-21,00	279,97	-9,00	291,08	-8,00	321,53	4,00	289,88
142	06/05/2014 11.00	-20,00	280,97	-8,50	291,58	-7,50	322,03	5,00	290,88
143	13/05/2014 11.00	-21,00	279,97	-9,51	290,58	-8,50	321,03	4,50	290,38
144	20/05/2014 11.00	-22,00	278,97	-10,01	290,08	-9,50	320,03	4,00	289,88

SCHEMA UBICAZIONE

Ubicazione STAZIONE CHIAIA  
Tipo Strumento Cella di Carico  
Posizione \ \ 1° Ordine Di Tiranti  
Data posa in opera 16/05/2011  
Data lettura di zero 16/06/2011



Ubicazione STAZIONE CHIAIA

Tipo Strumento Cella di Carico

Posizione \ \ 2° Ordine Di Tiranti

Data posa in opera 02/08/2011

Data lettura di zero 02/08/2011

Ultima  
misura

136

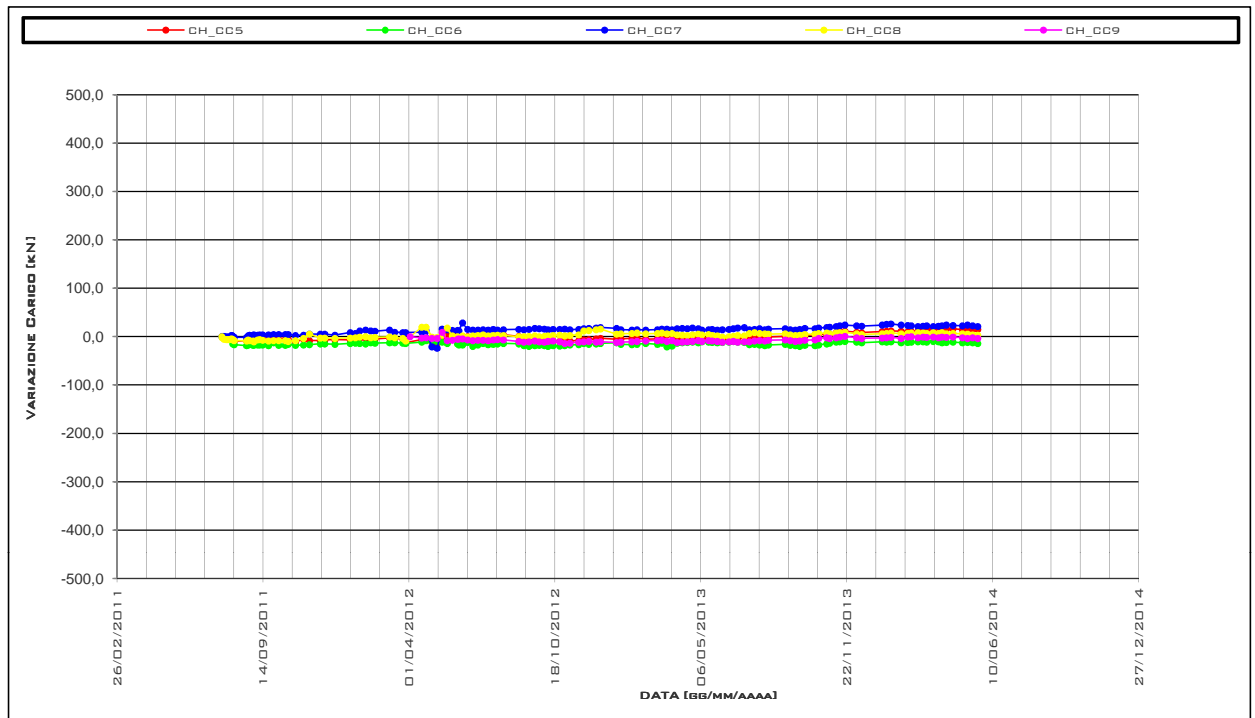
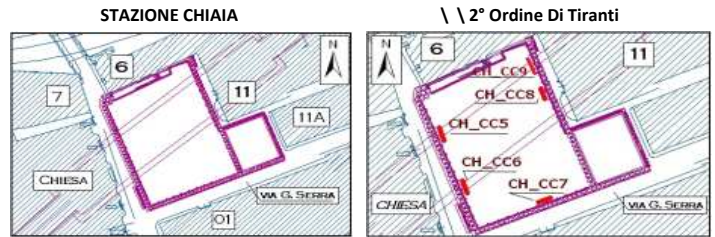
in data

20/05/2014

Lettura n°	DATA	CH_CC5		CH_CC6		CH_CC7		CH_CC8		CH_CC9	
		Δ Carico [kN]	Carico [kN]	Δ Carico [kN]	Carico [kN]	Δ Carico [kN]	Carico [kN]	Δ Carico [kN]	Carico [kN]	Δ Carico [kN]	Carico [kN]
83	13/03/2013 11.30	-3,00	536,06	-13,50	509,46	15,75	497,18	7,50	368,84	-7,50	393,75
84	20/03/2013 10.00	3,75	542,81	-21,00	501,96	15,75	497,18	6,00	367,34	-9,75	391,50
85	27/03/2013 10.30	4,50	543,56	-19,50	503,46	14,25	495,68	6,75	368,09	-8,25	393,00
86	03/04/2013 10.00	-5,25	533,81	-13,50	509,46	16,50	497,93	3,75	365,09	-12,00	389,25
87	10/04/2013 10.15	-5,25	533,81	-12,75	510,21	17,25	498,68	3,00	364,34	-11,25	390,00
88	17/04/2013 10.00	-4,50	534,56	-12,00	510,96	16,50	497,93	2,25	363,59	-10,50	390,75
89	24/04/2013 11.00	-3,75	535,31	-11,25	511,71	18,00	499,43	3,75	365,09	-9,75	391,50
90	02/05/2013 10.30	-5,25	533,81	-12,75	510,21	16,50	497,93	5,25	366,59	-8,25	393,00
91	07/05/2013 10.30	-4,50	534,56	-10,50	512,46	13,50	494,93	3,75	365,09	-9,75	391,50
92	16/05/2013 11.30	-3,75	535,31	-11,25	511,71	14,25	495,68	4,50	365,84	-8,25	393,00
93	21/05/2013 10.30	-5,25	533,81	-12,00	510,96	15,00	496,43	2,25	363,59	-9,00	392,25
94	28/05/2013 11.30	-6,75	532,31	-12,75	510,21	13,50	494,93	1,50	362,84	-9,75	391,50
95	04/06/2013 11.00	-6,00	533,06	-12,00	510,96	14,25	495,68	-0,75	360,59	-11,25	390,00
96	13/06/2013 11.30	-4,50	534,56	-11,25	511,71	15,00	496,43	0,00	361,34	-10,50	390,75
97	19/06/2013 11.00	-3,75	535,31	-9,75	513,21	16,50	497,93	0,75	362,09	-9,75	391,50
98	25/06/2013 11.30	-2,25	536,81	-11,25	511,71	18,00	499,43	2,25	363,59	-11,25	390,00
99	04/07/2013 12.30	-0,75	538,31	-12,00	510,96	18,75	500,18	1,50	362,84	-10,50	390,75
100	11/07/2013 11.00	0,00	539,06	-16,50	506,46	14,25	495,68	6,75	368,09	-10,50	390,75
101	18/07/2013 10.00	0,75	539,81	-15,75	507,21	15,00	496,43	8,25	369,59	-9,00	392,25
102	25/07/2013 11.00	1,50	540,56	-17,25	505,71	16,50	497,93	6,75	368,09	-8,25	393,00
103	01/08/2013 12.30	-0,75	538,31	-18,75	504,21	14,25	495,68	6,00	367,34	-9,00	392,25
104	06/08/2013 12.30	-0,75	538,31	-17,25	505,71	15,75	497,18	5,25	366,59	-7,50	393,75
105	29/08/2013 12.30	0,75	539,81	-15,75	507,21	16,50	497,93	6,00	367,34	-6,75	394,50
106	05/09/2013 10.30	0,00	539,06	-18,00	504,96	14,25	495,68	3,75	365,09	-8,25	393,00
107	12/09/2013 11.00	-0,75	538,31	-18,75	504,21	13,50	494,93	2,25	363,59	-9,75	391,50
108	18/09/2013 10.30	0,00	539,06	-20,25	502,71	15,00	496,43	3,00	364,34	-9,00	392,25
109	25/09/2013 10.30	2,25	541,31	-18,00	504,96	17,25	498,68	4,50	365,84	-7,50	393,75
110	09/10/2013 10.30	3,75	542,81	-18,75	504,21	16,50	497,93	5,25	366,59	-6,75	394,50
111	14/10/2013 10.00	5,25	544,31	-17,25	505,71	18,00	499,43	6,75	368,09	-3,75	397,50
112	25/10/2013 10.00	4,50	543,56	-15,00	507,96	18,75	500,18	7,50	368,84	-2,25	399,00
113	29/10/2013 10.30	5,25	544,31	-13,50	509,46	19,50	500,93	6,00	367,34	-3,75	397,50
114	07/11/2013 10.30	8,25	547,31	-11,25	511,71	21,00	502,43	7,50	368,84	-2,25	399,00
115	12/11/2013 10.30	9,75	548,81	-10,50	512,46	22,50	503,93	8,25	369,59	-0,75	400,50
116	19/11/2013 11.00	11,25	550,31	-9,75	513,21	24,00	505,43	9,00	370,34	0,75	402,00
117	05/12/2013 10.00	9,00	548,06	-11,25	511,71	22,50	503,93	6,00	367,34	-2,25	399,00
118	12/12/2013 10.30	8,25	547,31	-12,75	510,21	21,75	503,18	4,50	365,84	-3,75	397,50
119	09/01/2014 11.00	10,50	549,56	-10,50	512,46	24,00	505,43	6,00	367,34	-3,00	398,25
120	15/01/2014 10.30	11,25	550,31	-11,25	511,71	25,50	506,93	6,75	368,09	-2,25	399,00
121	21/01/2014 11.30	12,00	551,06	-10,50	512,46	26,25	507,68	7,50	368,84	-1,50	399,75
122	04/02/2014 11.00	11,25	550,31	-12,75	510,21	24,00	505,43	6,00	367,34	-3,75	397,50
123	13/02/2014 11.00	9,75	548,81	-12,00	510,96	23,25	504,68	6,75	368,09	-0,75	400,50
124	18/02/2014 11.00	10,50	549,56	-11,25	511,71	22,50	503,93	7,50	368,84	0,00	401,25
125	27/02/2014 11.00	11,25	550,31	-10,50	512,46	21,00	502,43	8,25	369,59	-2,25	399,00
126	06/03/2014 11.00	12,75	551,81	-10,50	512,46	21,75	503,18	7,50	368,84	-0,75	400,50
127	11/03/2014 12.00	15,00	554,06	-11,25	511,71	22,50	503,93	6,75	368,09	-1,50	399,75
128	20/03/2014 11.00	16,50	555,56	-9,75	513,21	21,00	502,43	8,25	369,59	-0,75	400,50
129	27/03/2014 14.00	15,75	554,81	-10,50	512,46	21,75	503,18	6,75	368,09	-2,25	399,00
130	01/04/2014 10.30	15,00	554,06	-12,75	510,21	22,50	503,93	8,25	369,59	-0,75	400,50
131	07/04/2014 12.00	15,75	554,81	-12,00	510,96	24,00	505,43	6,00	367,34	-1,50	399,75
132	16/04/2014 12.00	16,50	555,56	-11,25	511,71	23,25	504,68	6,75	368,09	-0,75	400,50
133	29/04/2014 11.00	14,25	553,31	-12,75	510,21	22,50	503,93	6,00	367,34	-2,25	399,00
134	06/05/2014 11.00	16,50	555,56	-12,00	510,96	24,00	505,43	5,25	366,59	-3,75	397,50
135	13/05/2014 11.00	15,75	554,81	-12,75	510,21	22,50	503,93	3,75	365,09	-2,25	399,00
136	20/05/2014 11.00	15,00	554,06	-14,25	508,71	21,00	502,43	3,00	364,34	-3,75	397,50

SCHEMA UBICAZIONE

Ubicazione STAZIONE CHIAIA  
Tipo Strumento Cella di Carico  
Posizione \ \ 2° Ordine Di Tiranti  
Data posa in opera 02/08/2011  
Data lettura di zero 02/08/2011



**Ubicazione** STAZIONE CHIAIA

**Tipo Strumento** Cella di Carico

**Posizione** \ \ Puntoni

**Data posa in opera** 14/09/2011

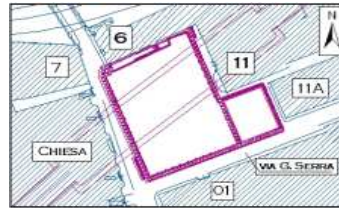
**Data lettura di zero** 14/09/2011

**Ultima  
misura**
**117**
**in data**
**20/05/2014**

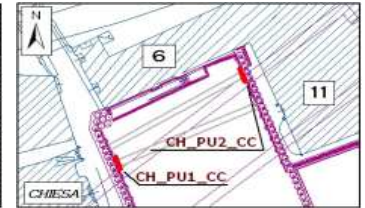
Lettura n°	DATA	CH_PU1_CC		CH_PU2_CC	
		Δ Carico [kN]	Carico [kN]	Δ Carico [kN]	Carico [kN]
64	13/03/2013 11.00	170,22	473,43	104,25	680,29
65	20/03/2013 10.00	167,97	471,18	102,75	678,79
66	27/03/2013 11.00	169,47	472,68	103,50	679,54
67	03/04/2013 11.00	158,97	462,18	89,25	665,29
68	10/04/2013 10.30	149,97	453,19	101,25	677,29
69	17/04/2013 10.00	146,97	450,19	99,00	675,04
70	24/04/2013 11.00	147,72	450,94	100,50	676,54
71	02/05/2013 10.30	141,72	444,94	101,25	677,29
72	07/05/2013 10.30	139,47	442,69	102,00	678,04
73	16/05/2013 10.30	140,22	443,44	100,50	676,54
74	21/05/2013 10.30	139,47	442,69	102,00	678,04
75	28/05/2013 11.30	140,97	444,19	100,50	676,54
76	04/06/2013 12.00	140,22	443,44	99,75	675,79
77	13/06/2013 11.00	141,72	444,94	100,50	676,54
78	19/06/2013 11.00	139,47	442,69	102,00	678,04
79	25/06/2013 11.30	136,47	439,69	100,50	676,54
80	04/07/2013 12.30	137,97	441,19	101,25	677,29
81	11/07/2013 12.30	136,47	439,69	103,50	679,54
82	18/07/2013 11.30	138,72	441,94	100,50	676,54
83	25/07/2013 11.00	132,73	435,94	99,00	675,04
84	01/08/2013 12.30	131,98	435,19	94,50	670,54
85	06/08/2013 12.30	133,48	436,69	83,25	659,29
86	29/08/2013 12.30	134,22	437,44	84,75	660,79
87	05/09/2013 10.30	131,98	435,19	80,25	656,29
88	12/09/2013 11.00	131,23	434,44	77,25	653,29
89	18/09/2013 10.30	131,98	435,19	74,25	650,29
90	25/09/2013 10.30	130,48	433,69	72,00	648,04
91	09/10/2013 11.30	131,23	434,44	71,25	647,29
92	14/10/2013 11.30	132,73	435,94	72,00	648,04
93	25/10/2013 11.30	134,22	437,44	72,75	648,79
94	29/10/2013 11.00	132,73	435,94	72,00	648,04
95	07/11/2013 10.00	134,22	437,44	72,75	648,79
96	12/11/2013 10.00	134,97	438,19	73,50	649,54
97	19/11/2013 11.00	135,72	438,94	74,25	650,29
98	05/12/2013 10.00	132,73	435,94	69,00	645,04
99	12/12/2013 10.30	134,97	438,19	66,00	642,04
100	09/01/2014 11.00	136,47	439,69	68,25	644,29
101	15/01/2014 10.30	137,22	440,44	69,00	645,04
102	21/01/2014 11.30	137,97	441,19	69,75	645,79
103	04/02/2014 11.00	135,72	438,94	68,25	644,29
104	13/02/2014 11.00	136,47	439,69	69,00	645,04
105	18/02/2014 11.00	137,22	440,44	70,50	646,54
106	27/02/2014 11.00	136,47	439,69	69,00	645,04
107	06/03/2014 11.00	137,22	440,44	69,75	645,79
108	11/03/2014 12.00	137,97	441,19	69,75	645,79
109	20/03/2014 11.00	138,72	441,94	70,50	646,54
110	27/03/2014 14.00	137,22	440,44	69,00	645,04
111	01/04/2014 10.30	135,72	438,94	70,50	646,54
112	07/04/2014 12.00	136,47	439,69	71,25	647,29
113	16/04/2014 12.00	137,22	440,44	72,00	648,04
114	29/04/2014 11.00	135,72	438,94	71,25	647,29
115	06/05/2014 11.30	134,97	438,19	70,50	646,54
116	13/05/2014 11.00	133,48	436,69	69,00	645,04
117	20/05/2014 11.00	131,98	435,19	67,50	643,54

SCHEMA UBICAZIONE

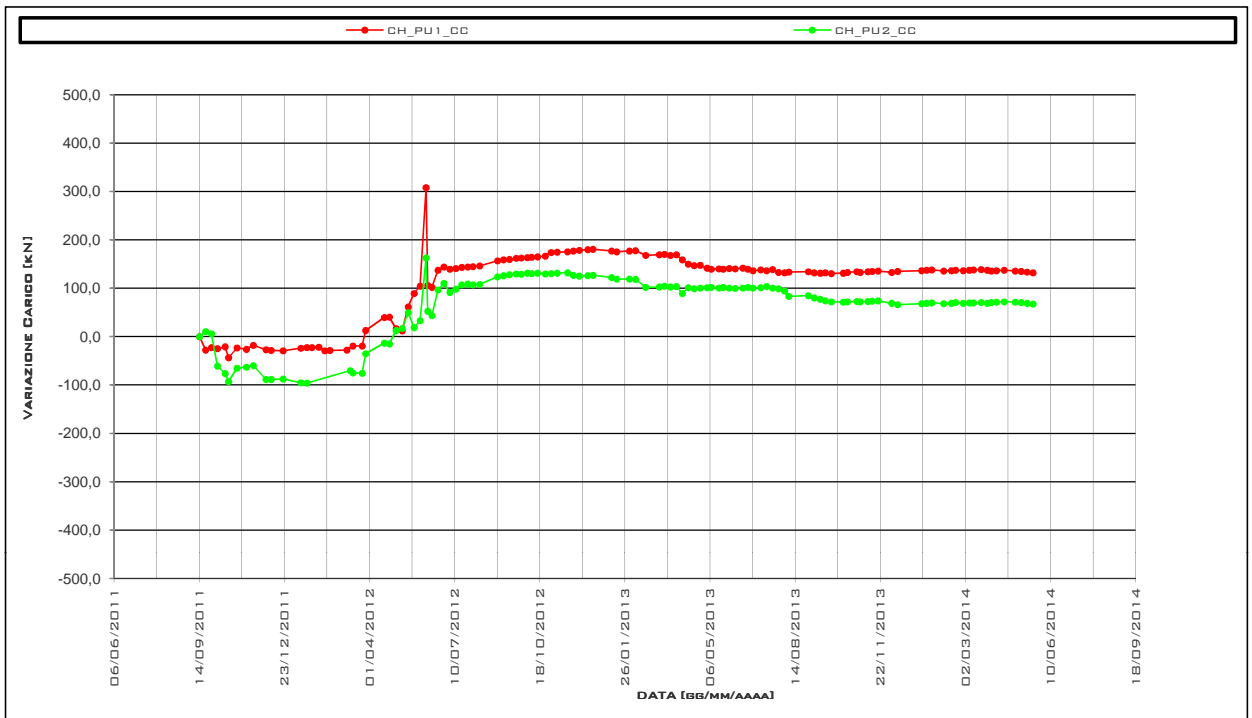
STAZIONE CHIAIA




\ \ Puntoni



Ubicazione STAZIONE CHIAIA  
Tipo Strumento Cella di Carico  
Posizione \ \ Puntoni  
Data posa in opera 14/09/2011  
Data lettura di zero 14/09/2011



 <b>Ansaldo STS</b> A Finmeccanica Company	<b>LINEA 6 METROPOLITANA DI NAPOLI - PROGETTO ESECUTIVO</b> <i>OPERE CIVILI - MONITORAGGIO GEOTECNICO GEOREFERENZIATO</i> <i>REPORT DELLE MISURE - STAZIONE CHIAIA</i>	
---	--	--

## **10. MISURE TOPOGRAFICHE – MIRE OTTICHE**

Le Mire Ottiche, installate in prossimità delle travi di distribuzione dei carichi, che collegano i tiranti in testa, permettono di controllare in tali aree l'influenza delle lavorazioni, registrando eventuali variazioni di quota e spostamenti sul piano orizzontale. La misurazione verrà effettuata tramite Teodolite dall'ATI.


 <b>Ansaldo STS</b> A Finmeccanica Company	<b>LINEA 6 METROPOLITANA DI NAPOLI - PROGETTO ESECUTIVO</b> <b>OPERE CIVILI - MONITORAGGIO GEOTECNICO GEOREFERENZIATO</b> <b>REPORT DELLE MISURE - STAZIONE CHIAIA</b>	
---	--	--

Tabelle riepilogative per le Mire Ottiche installate in cantiere. Tabella Mire Ottiche Primo Ordine di Tiranti

NOME	TIPOLOGIA STRUMENTO	DATA INSTALLAZIONE	DISPONIBILITA' LETTURA			NOTE
			DATA LETTURA DI ZERO	PERIODO INTERRUZIONE	DATA FINE ATTIVITA'	
CH_MO1	M. OTTICHE		13/09/11			
CH_MO2	M. OTTICHE		13/09/11			
CH_MO3	M. OTTICHE		15/07/11			
CH_MO4	M. OTTICHE		15/07/11			
CH_MO5	M. OTTICHE		15/07/11			
CH_MO6	M. OTTICHE		15/07/11			
CH_MO7	M. OTTICHE		15/07/11			
CH_MO8	M. OTTICHE		15/07/11			
CH_MO9	M. OTTICHE		15/07/11			
CH_MO10	M. OTTICHE		15/07/11			
CH_MO11	M. OTTICHE		15/07/11			
CH_MO12	M. OTTICHE		15/07/11			
CH_MO13	M. OTTICHE		15/07/11			
CH_MO14	M. OTTICHE		19/07/11			
CH_MO15	M. OTTICHE		06/09/11			
CH_MO16	M. OTTICHE		06/09/11			

Tabella Mire Ottiche Secondo Ordine di Tiranti

NOME	TIPOLOGIA STRUMENTO	DATA INSTALLAZIONE	DISPONIBILITA' LETTURA			NOTE
			DATA LETTURA DI ZERO	PERIODO INTERRUZIONE	DATA FINE ATTIVITA'	
CH_MO17	M. OTTICHE		17/04/12			
CH_MO18	M. OTTICHE		17/04/12	Dal 28/02/14		
CH_MO19	M. OTTICHE		15/11/11			
CH_MO20	M. OTTICHE		15/11/11			
CH_MO21	M. OTTICHE		02/08/11			
CH_MO22	M. OTTICHE		02/08/11			
CH_MO23	M. OTTICHE		02/08/11			
CH_MO24	M. OTTICHE		02/08/11			
CH_MO25	M. OTTICHE		25/07/11			
CH_MO26	M. OTTICHE		25/07/11			
CH_MO27	M. OTTICHE		24/08/11			
CH_MO28	M. OTTICHE		24/08/11			
CH_MO29	M. OTTICHE		24/08/11			
CH_MO30	M. OTTICHE		24/08/11			
CH_MO31	M. OTTICHE		29/11/11	Dal 06/03/14		
CH_MO32	M. OTTICHE		29/11/11			





 <b>Ansaldo STS</b> A Finmeccanica Company	<b>LINEA 6 METROPOLITANA DI NAPOLI - PROGETTO ESECUTIVO</b> <b>OPERE CIVILI - MONITORAGGIO GEOTECNICO GEOREFERENZIATO</b> <b>REPORT DELLE MISURE - STAZIONE CHIAIA</b>	
---	--	--

Tabella Mire Ottiche Terzo e Quarto Ordine – Tufo e Mire Ottiche Supplementari

NOME	TIPOLOGIA STRUMENTO	DATA INSTALLAZIONE	DISPONIBILITA' LETTURA			NOTE
			DATA LETTURA DI ZERO	PERIODO INTERRUZIONE	DATA FINE ATTIVITA'	
CH_MO33	M. OTTICHE		12/07/12			
CH_MO34	M. OTTICHE		18/07/12			
CH_MO35	M. OTTICHE		13/09/12			
CH_MO36	M. OTTICHE		13/09/12		27/02/13	SOSTITUITA
CH_MO36A	M. OTTICHE		28/03/13			Sostituisce CH_MO36
CH_MO37	M. OTTICHE		18/09/12		13/06/13	SOSTITUITA
CH_MO37A	M. OTTICHE		01/07/13			Sostituisce CH_MO37
CH_MO38	M. OTTICHE		07/02/13			
CH_MO39	M. OTTICHE		07/02/13			
CH_MO40	M. OTTICHE		14/02/13		07/11/13	DIVELTA
CH_MO41	M. OTTICHE		05/03/13			
CH_MO42	M. OTTICHE		05/03/13			
CH_MO43	M. OTTICHE		05/03/13		31/10/13	DIVELTA
CH_MO44	M. OTTICHE		05/03/13		28/08/13	DIVELTA
CH_MO45	M. OTTICHE		28/03/13		15/01/14	DIVELTA
CH_MO46	M. OTTICHE		28/03/13			
CH_MO47	M. OTTICHE		28/03/13			
CH_MO48	M. OTTICHE		28/03/13			
CH_MO49	M. OTTICHE		28/03/13			
CH_MO50	M. OTTICHE		28/03/13			
CH_MO51	M. OTTICHE		03/04/13			
CH_MO52	M. OTTICHE		28/03/13			
CH_MO53	M. OTTICHE		28/03/13	Dal 28/02/14		
CH_MO54	M. OTTICHE		28/03/13			
CH_MO55	M. OTTICHE		28/03/13			
CH_MO56	M. OTTICHE		28/03/13			
CH_MO57	M. OTTICHE		28/03/13			
CH_MO58	M. OTTICHE		28/03/13			
CH_MO59	M. OTTICHE		28/03/13			
CH_MO60	M. OTTICHE		28/03/13			
CH_MO61	M. OTTICHE		28/03/13	Dal 28/02/14		
CH_MO62	M. OTTICHE		28/03/13			
CH_MO63	M. OTTICHE		28/03/13			
CH_MO64	M. OTTICHE		28/03/13			
CH_MO65	M. OTTICHE		06/02/14		24/03/14	DIVELTA
CH_MO66	M. OTTICHE		06/02/14			
CH_MO67	M. OTTICHE		06/02/14			
CH_MO68	M. OTTICHE		06/02/14			

 <b>Ansaldo STS</b> <small>A Finmeccanica Company</small>	<b>LINEA 6 METROPOLITANA DI NAPOLI - PROGETTO ESECUTIVO</b> <i>OPERE CIVILI - MONITORAGGIO GEOTECNICO GEOREFERENZIATO</i> <i>REPORT DELLE MISURE - STAZIONE CHIAIA</i>	
---	--	--

NOME	TIPOLOGIA STRUMENTO	DATA INSTALLAZIONE	DISPONIBILITA' LETTURA			NOTE
			DATA LETTURA DI ZERO	PERIODO INTERRUZIONE	DATA FINE ATTIVITA'	
CH_MO69	M. OTTICHE		06/02/14			
CH_MO70	M. OTTICHE		06/02/14			Urtata (17/03/14; 24/03/14)
CH_MO71	M. OTTICHE		12/02/14			
CH_MO72	M. OTTICHE		28/02/14			
CH_MO73	M. OTTICHE		06/03/14			
CH_MO74	M. OTTICHE		06/03/14			

Mire Ottiche		CH_MO01-74	
<p>Affidabilità strumentale A.T.I. LM6 – TreEsse</p>		<p>Congruenza progettuale C.T. ATI LM6 – C.T. Monitoraggio</p>	
buono	X	congruente	
da rivedere		non congruente, da valutare	
da scartare		non congruente con implicazioni sulla sicurezza	

[illegible]

Ubicazione STAZIONE CHIAIA

Opera \ \ Ordine di Tiranti \ 01-04

Tipo Strumento Mire Ottiche

Data posa in opera 13/09/2011

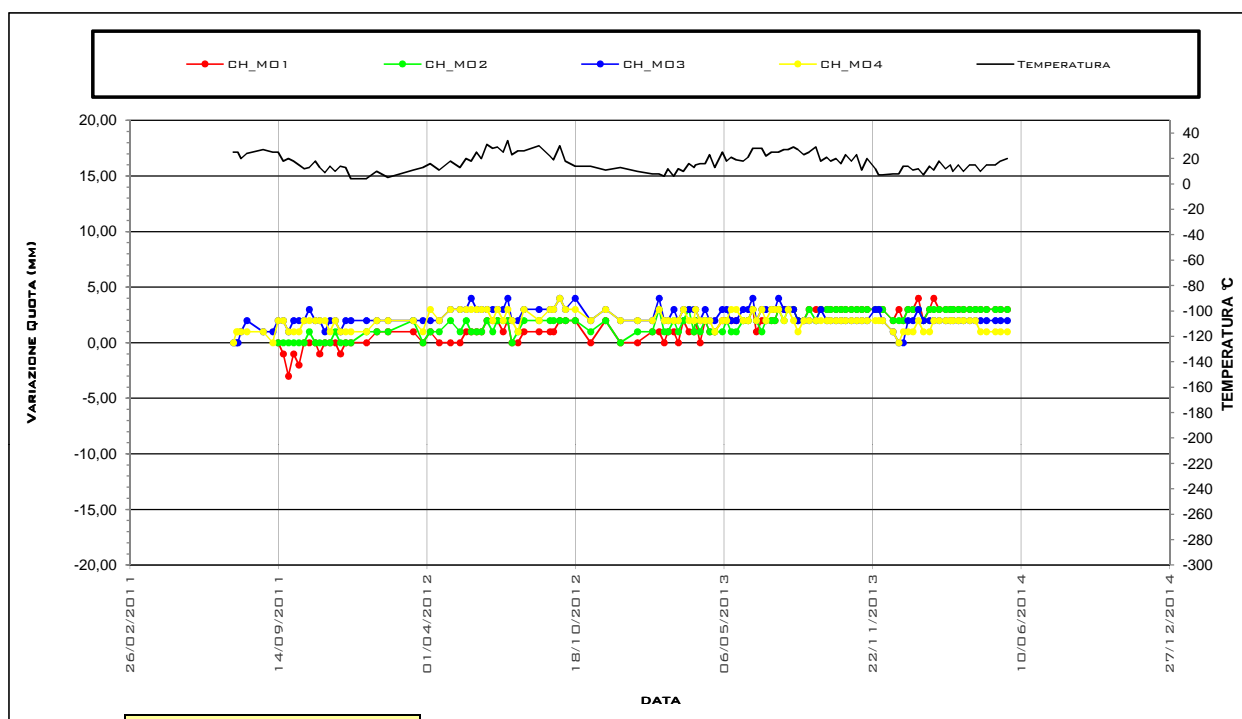
Data lettura di zero 13/09/2011

Ultima Misura 123 in data 22/05/2014

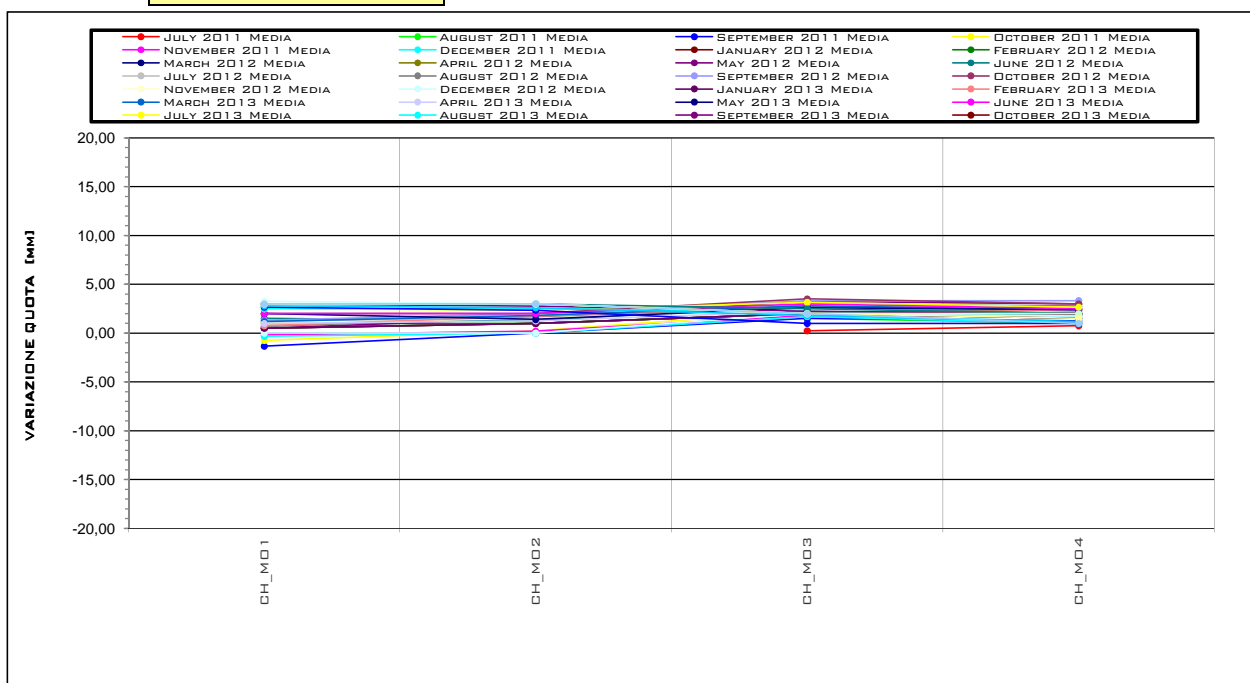
Lett. n°	DATA	CH_M01					CH_M02					CH_M03					CH_M04				
		Temp. Media [°C]	Quota [m]	Quota Spost. [mm]	Est. Spost. [mm]	Nord Spost. [mm]	Temp. Media [°C]	Quota [m]	Quota Spost. [mm]	Est. Spost. [mm]	Nord Spost. [mm]	Temp. Media [°C]	Quota [m]	Quota Spost. [mm]	Est. Spost. [mm]	Nord Spost. [mm]	Temp. Media [°C]	Quota [m]	Quota Spost. [mm]	Est. Spost. [mm]	Nord Spost. [mm]
33	23/05/2012 17.30	20.0	34.7	1.0	-1.0	-2.0	20.0	34.7	2.0	-2.0	-2.0	20.0	33.0	3.0	-1.0	-3.0	20.0	32.9	3.0	-1.0	-2.0
34	30/05/2012 08.30	18.0	34.7	1.0	0.0	1.0	18.0	34.7	1.0	0.0	0.0	18.0	33.0	4.0	-1.0	-2.0	18.0	32.9	3.0	-2.0	-1.0
35	06/06/2012 16.30	25.0	34.7	1.0	0.0	0.0	25.0	34.7	1.0	-2.0	1.0	25.0	33.0	3.0	-3.0	-2.0	25.0	32.9	3.0	-3.0	1.0
36	13/06/2012 08.30	20.0	34.7	1.0	1.0	0.0	20.0	34.7	1.0	0.0	-1.0	20.0	33.0	3.0	-1.0	-2.0	20.0	32.9	3.0	-2.0	-1.0
37	20/06/2012 16.30	31.0	34.7	2.0	1.0	0.0	31.0	34.7	2.0	0.0	0.0	31.0	33.0	3.0	-1.0	-3.0	31.0	32.9	3.0	-3.0	-1.0
38	28/06/2012 08.30	28.0	34.7	2.0	0.0	0.0	28.0	34.7	1.0	-1.0	-1.0	28.0	33.0	3.0	-2.0	-2.0	28.0	32.9	2.0	-2.0	-1.0
39	04/07/2012 19.30	29.0	34.7	2.0	0.0	0.0	29.0	34.7	2.0	0.0	0.0	29.0	33.0	3.0	-2.0	-2.0	29.0	32.9	3.0	-2.0	-1.0
40	12/07/2012 08.30	25.0	34.7	1.0	2.0	1.0	25.0	34.7	2.0	1.0	1.0	25.0	33.0	3.0	-1.0	-2.0	25.0	32.9	2.0	-1.0	-1.0
41	18/07/2012 16.30	34.0	34.7	2.0	0.0	0.0	34.0	34.7	2.0	-1.0	-1.0	34.0	33.0	4.0	-2.0	-3.0	34.0	32.9	3.0	-2.0	-1.0
42	24/07/2012 09.00	23.0	34.7	0.0	0.0	1.0	23.0	34.7	0.0	-1.0	0.0	23.0	33.0	2.0	-2.0	-3.0	23.0	32.9	2.0	-1.0	-1.0
43	01/08/2012 09.00	26.0	34.7	0.0	1.0	1.0	26.0	34.7	1.0	-1.0	0.0	26.0	33.0	2.0	-1.0	-2.0	26.0	32.9	1.0	0.0	0.0
44	09/08/2012 08.30	26.0	34.7	1.0	0.0	-1.0	26.0	34.7	2.0	0.0	0.0	26.0	33.0	3.0	-2.0	-3.0	26.0	32.9	3.0	-3.0	-1.0
45	29/08/2012 16.00	30.0	34.7	1.0	1.0	1.0	30.0	34.7	2.0	0.0	0.0	30.0	33.0	3.0	-1.0	-2.0	30.0	32.9	2.0	-2.0	-1.0
46	13/09/2012 15.00	22.0	34.7	1.0	0.0	0.0	22.0	34.7	2.0	-1.0	-1.0	22.0	33.0	3.0	-2.0	-2.0	22.0	32.9	3.0	-2.0	-1.0
47	18/09/2012 08.00	19.0	34.7	1.0	0.0	0.0	19.0	34.7	2.0	0.0	0.0	19.0	33.0	3.0	-2.0	-2.0	19.0	32.9	3.0	-1.0	0.0
48	26/09/2012 15.00	30.0	34.7	2.0	-1.0	-1.0	30.0	34.7	2.0	-1.0	0.0	30.0	33.0	4.0	-2.0	-3.0	30.0	32.9	4.0	-4.0	-2.0
49	04/10/2012 09.00	18.0	34.7	2.0	0.0	0.0	18.0	34.7	2.0	-1.0	-1.0	18.0	33.0	3.0	-3.0	-2.0	18.0	32.9	3.0	-3.0	-1.0
50	17/10/2012 08.30	14.0	34.7	2.0	-1.0	-1.0	14.0	34.7	2.0	-3.0	0.0	14.0	33.0	4.0	-4.0	-2.0	14.0	32.9	3.0	-3.0	0.0
51	07/11/2012 08.30	14.0	34.7	0.0	-2.0	0.0	14.0	34.7	1.0	-2.0	-2.0	14.0	33.0	2.0	-2.0	-3.0	14.0	32.9	2.0	-3.0	-1.0
52	27/11/2012 08.30	11.0	34.7	2.0	-2.0	-1.0	11.0	34.7	2.0	-3.0	-2.0	11.0	33.0	3.0	-3.0	-4.0	11.0	32.9	3.0	-4.0	-2.0
53	17/12/2012 08.30	13.0	34.7	0.0	0.0	0.0	13.0	34.7	0.0	-3.0	-2.0	13.0	33.0	2.0	-3.0	-3.0	13.0	32.9	2.0	-3.0	-1.0
54	09/01/2013 08.30	10.0	34.7	0.0	-1.0	-1.0	10.0	34.7	1.0	-3.0	-1.0	10.0	33.0	2.0	-3.0	-2.0	10.0	32.9	2.0	-3.0	-1.0
55	29/01/2013 08.30	8.0	34.7	1.0	-1.0	-2.0	8.0	34.7	1.0	-2.0	-1.0	8.0	33.0	2.0	-2.0	-3.0	8.0	32.9	2.0	-3.0	-1.0
56	07/02/2013 05.00	8.0	34.7	1.0	0.0	-1.0	8.0	34.7	3.0	-2.0	-1.0	8.0	33.0	4.0	-2.0	-3.0	8.0	32.9	3.0	-3.0	0.0
57	14/02/2013 08.30	6.0	34.7	0.0	-1.0	-1.0	6.0	34.7	1.0	-3.0	-2.0	6.0	33.0	2.0	-4.0	-3.0	6.0	32.9	2.0	-4.0	-2.0
58	19/02/2013 15.30	12.0	34.7	1.0	-3.0	-2.0	12.0	34.7	1.0	-4.0	-3.0	12.0	33.0	2.0	-4.0	-4.0	12.0	32.9	2.0	-3.0	-2.0
59	27/02/2013 08.30	6.0	34.7	1.0	-1.0	-2.0	6.0	34.7	2.0	-3.0	-3.0	6.0	33.0	3.0	-4.0	-4.0	6.0	32.9	2.0	-3.0	-1.0
60	05/03/2013 10.00	12.0	34.7	0.0	0.0	-1.0	12.0	34.7	1.0	-2.0	-2.0	12.0	33.0	2.0	-2.0	-3.0	12.0	32.9	2.0	-3.0	-1.0
61	12/03/2013 08.30	10.0	34.7	2.0	-1.0	-1.0	10.0	34.7	2.0	-2.0	-1.0	10.0	33.0	3.0	-2.0	-2.0	10.0	32.9	3.0	-2.0	-1.0
62	19/03/2013 16.00	16.0	34.7	1.0	-1.0	-3.0	16.0	34.7	3.0	-2.0	-2.0	16.0	33.0	3.0	-3.0	-3.0	16.0	32.9	2.0	-2.0	-1.0
63	26/03/2013 08.30	13.0	34.7	1.0	0.0	-2.0	13.0	34.7	1.0	-1.0	-3.0	13.0	33.0	3.0	-2.0	-3.0	13.0	32.9	2.0	-3.0	-1.0
64	28/03/2013 11.00	15.0	34.7	2.0	-2.0	-2.0	15.0	34.7	2.0	-1.0	-2.0	15.0	33.0	3.0	-3.0	-3.0	15.0	32.9	3.0	-4.0	-1.0
65	03/04/2013 17.30	16.0	34.7	0.0	-1.0	-2.0	16.0	34.7	1.0	-1.0	-2.0	16.0	33.0	2.0	-5.0	-4.0	16.0	32.9	2.0	-4.0	-1.0
66	10/04/2013 10.30	16.0	34.7	2.0	-1.0	-1.0	16.0	34.7	2.0	0.0	-1.0	16.0	33.0	3.0	-4.0	-2.0	16.0	32.9	2.0	-4.0	-1.0
67	16/04/2013 15.00	23.0	34.7	1.0	0.0	-2.0	23.0	34.7	1.0	-1.0	-3.0	23.0	33.0	2.0	-3.0	-4.0	23.0	32.9	2.0	-3.0	-2.0
68	23/04/2013 08.30	13.0	34.7	1.0	-2.0	-2.0	13.0	34.7	1.0	-3.0	-2.0	13.0	33.0	2.0	-4.0	-2.0	13.0	32.9	1.0	-2.0	-1.0
69	03/05/2013 14.30	25.0	34.7	2.0	0.0	0.0	25.0	34.7	1.0	-1.0	-1.0	25.0	33.0	3.0	-3.0	-3.0	25.0	32.9	2.0	-2.0	-1.0
70	09/05/2013 08.30	18.0	34.7	2.0	0.0	0.0	18.0	34.7	2.0	-2.0	0.0	18.0	33.0	3.0	-3.0	-2.0	18.0	32.9	2.0	-3.0	-1.0
71	15/05/2013 14.30	21.0	34.7	2.0	0.0	-2.0	21.0	34.7	1.0	-2.0	-2.0	21.0	33.0	2.0	-3.0	-3.0	21.0	32.9	3.0	-3.0	-2.0
72	22/05/2013 08.30	19.0	34.7	2.0	0.0	-2.0	19.0	34.7	1.0	-2.0	-2.0	19.0	33.0	2.0	-2.0	-3.0	19.0	32.9	3.0	-2.0	-1.0
73	31/05/2013 15.30	18.0	34.7	2.0	0.0	-2.0	18.0	34.7	2.0	-2.0	-2.0	18.0	33.0	3.0	-4.0	-4.0	18.0	32.9	2.0	-3.0	-2.0
74	07/06/2013 08.30	21.0	34.7	2.0	-1.0	-2.0	21.0	34.7	2.0	-1.0	-1.0	21.0	33.0	3.0	-2.0	-3.0	21.0	32.9	2.0	-3.0	-1.0
75	13/06/2013 14.30	28.0	34.7	3.0	0.0	-2.0	28.0	34.7	3.0	1.0	-2.0	28.0	33.0	4.0	-1.0	-3.0	28.0	32.9	3.0	-1.0	-2.0
76	18/06/2013 09.00	28.0	34.7	1.0	0.0	-1.0	28.0	34.7	2.0	0.0	-1.0	28.0	33.0	2.0	-2.0	-3.0	28.0	32.9	2.0	-2.0	-1.0
77	25/06/2013 18.00	28.0	34.7	2.0	1.0	-1.0	28.0	34.7	1.0	-1.0	-1.0	28.0	33.0	3.0	-1.0	-2.0	28.0	32.9	3.0	-3.0	-1.0
78	01/07/2013 07.30	22.0	34.7	2.0	0.0	-1.0	22.0	34.7	2.0	-1.0	-1.0	22.0	33.0	3.0	-2.0	-3.0	22.0	32.9	2.0	-2.0	-1.0
79	08/07/2013 17.30	25.0	34.7	2.0	1.0	-1.0	25.0	34.7	2.0	0.0	0.0	25.0	33.0	3.0	-2.0	-2.0	25.0	32.9	3.0	-1.0	-1.0
80	13/07/2013 07.30	25.0	34.7	2.0	-1.0	-1.0	25.0	34.7	2.0	-1.0	-1.0	25.0	33.0	3.0	-3.0	-1.0	25.0	32.9	3.0	-3.0	0.0
81	18/07/2013 07.30	25.0	34.7	3.0	0.0	-1.0	25.0	34.7	3.0	-1.0	-2.0	25.0	33.0	4.0	-3.0	-3.0	25.0	32.9	3.0	-3.0	-1.0
82	25/07/2013 18.00	27.0	34.7	3.0	0.0	-1.0	27.0	34.7	2.0	-1.0	1.0	27.0	33.0	3.0	-2.0	-1.0	27.0	32.9	2.0	-2.0	-1.0
83	31/07/2013 09.00	27.0	34.7	3.0	0.0	0.0	27.0	34.7	3.0	-1.0	-1.0	27.0	33.0	3.0	-3.0	-2.0	27.0	32.9	3.0	-2.0	0.0
84	07/08/2013 09.00	29.0	34.7	3.0	0.0	0.0	29.0	34.7	3.0	-1.0	0.0	29.0	33.0	3.0	-2.0	-2.0	29.0	32.9	2.0	-2.0	0.0
85	13/08/2013 09.00	27.0	34.7	2.0	0.0	1.0	27.0	34.7	2.0	0.0	1.0	27.0	33.0	2.0	-1.0	-1.0	27.0	32.9	1.0	-2.0	0.0
86	21/08/2013 07.30	23.0	34.7	2.0	0.0	0.0	23.0	34.7	2.0	0.0	-1.0	23.0	33.0	2.0	-1.0	-3.0	23.0	32.9	2.0	-2.0	0.0
87	28/08/2013 10.30	25.0	34.7	3.0	0.0	-1.0	25.0	34.7	3.0	-1.0	-1.0	25.0	33.0	2.0	-3.0	-2.0	25.0	32.9	2.0	-1.0	-1.0
88	06/09/2013 17.30	29.0	34.7	3.0	0.0	0.0	29.0	34.7	2.0	0.0	-1.0	29.0	33.0	2.0	-1.0	-2.0	29.0	32.9	2.0	-2.0	-1.0
89	13/09/2013 07.30	18.0	34.7	3.0	0																

**Ubicazione** STAZIONE CHIAIA  
**Opera** \ \ I Ordine di Tiranti \ 01-  
**Tipo Strumento** Mire Ottiche  
**Data posa in opera** 13/09/2011  
**Data lettura di zero** 13/09/2011

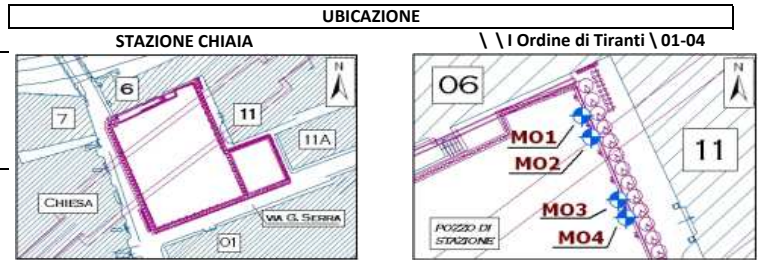
**GRAFICO QUOTA**



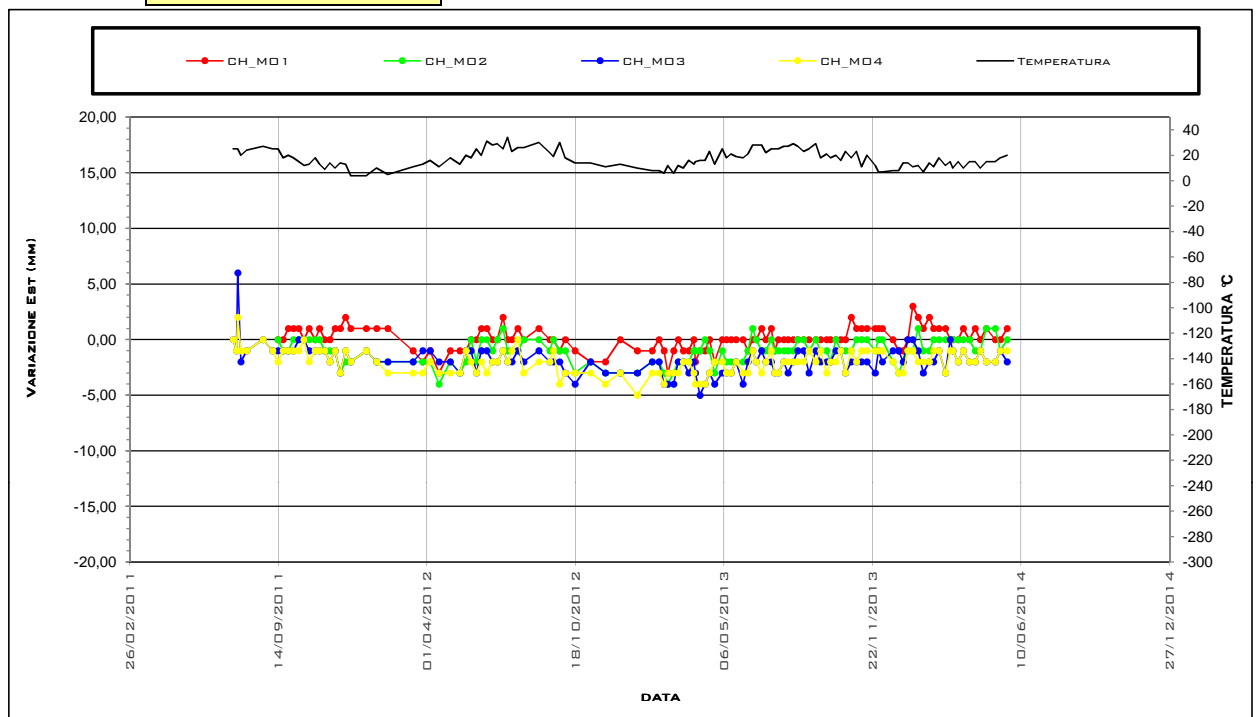
**GRAFICO ISOCRONE**



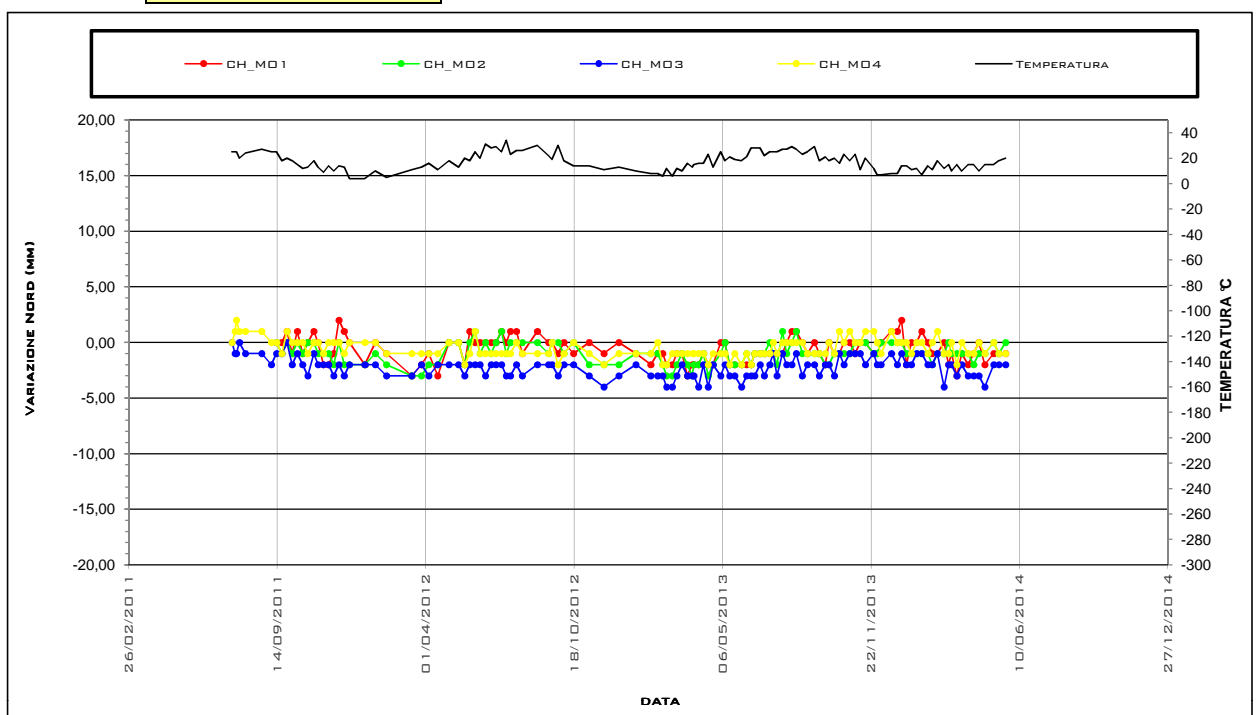
**Ubicazione** STAZIONE CHIAIA  
**Opera** \ \ I Ordine di Tiranti \ 01-  
**Tipo Strumento** Mire Ottiche  
**Data posa in opera** 13/09/2011  
**Data lettura di zero** 13/09/2011



**GRAFICO EST**



**GRAFICO NORD**



Ubicazione STAZIONE CHIAIA

Opera \ \ Ordine di Tiranti \ 05-08

Tipo Strumento Mire Ottiche

Data posa in opera 15/07/2011

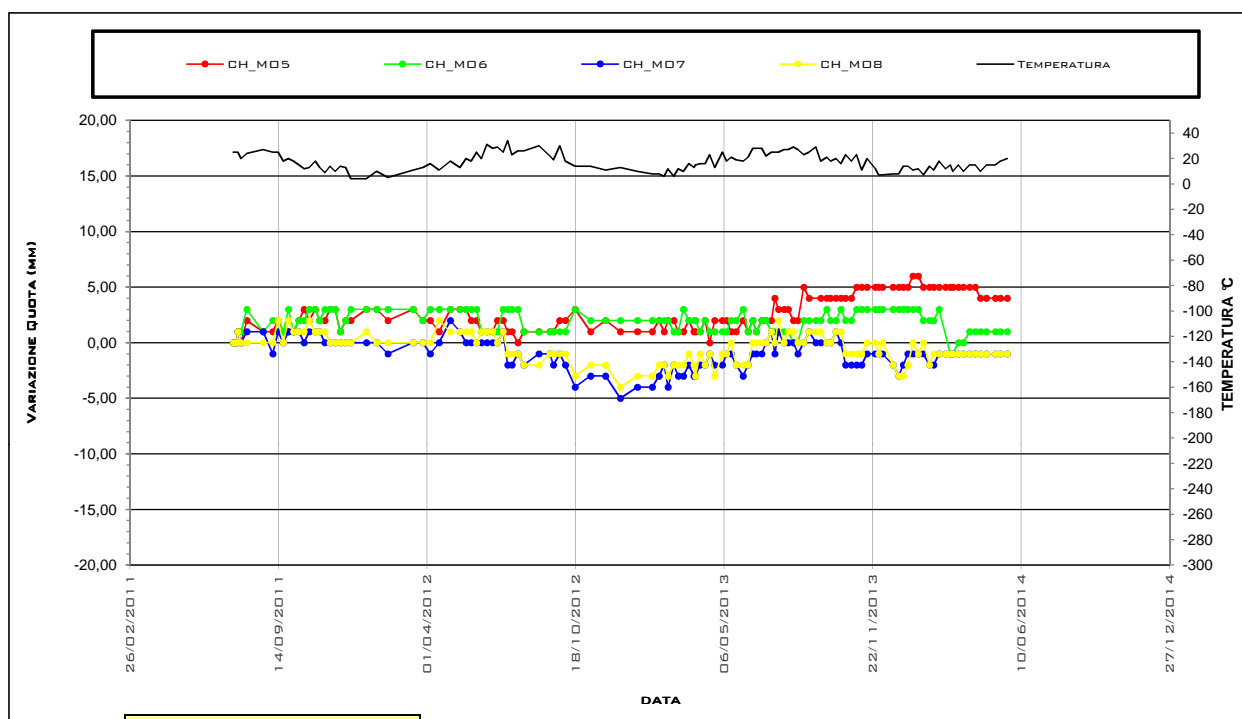
Data lettura di zero 15/07/2011

Ultima Misura 122 in data 22/05/2014

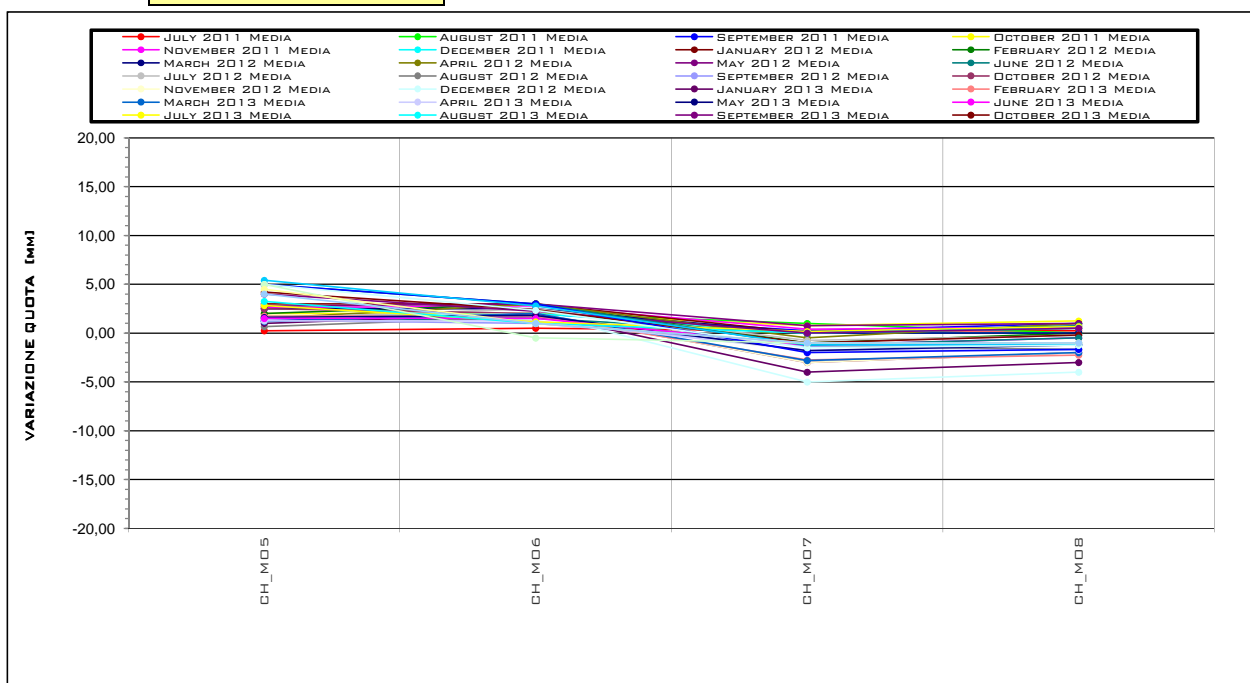
Lett. n°	DATA	CH_M05					CH_M06					CH_M07					CH_M08				
		Temp. Media[°C]	Quota [m]	Quota Spost. [mm]	Est Spost. [mm]	Nord Spost. [mm]	Temp. Media[°C]	Quota [m]	Quota Spost. [mm]	Est Spost. [mm]	Nord Spost. [mm]	Temp. Media[°C]	Quota [m]	Quota Spost. [mm]	Est Spost. [mm]	Nord Spost. [mm]	Temp. Media[°C]	Quota [m]	Quota Spost. [mm]	Est Spost. [mm]	Nord Spost. [mm]
32	23/05/2012 17.30	20.0	33.2	3.0	0.0	2.0	20.0	33.2	3.0	0.0	3.0	20.0	33.1	0.0	-3.0	2.0	20.0	33.1	1.0	-3.0	3.0
33	30/05/2012 08.30	18.0	33.2	2.0	-5.0	1.0	18.0	33.2	3.0	-3.0	1.0	18.0	33.1	0.0	-3.0	1.0	18.0	33.1	1.0	-3.0	3.0
34	06/06/2012 16.30	25.0	33.2	2.0	-5.0	2.0	25.0	33.2	3.0	-4.0	2.0	25.0	33.1	0.0	-4.0	2.0	25.0	33.1	0.0	-5.0	2.0
35	13/06/2012 08.30	20.0	33.2	1.0	0.0	2.0	20.0	33.2	1.0	0.0	3.0	20.0	33.1	0.0	-4.0	2.0	20.0	33.1	1.0	-4.0	3.0
36	20/06/2012 16.30	31.0	33.2	1.0	-2.0	2.0	31.0	33.2	1.0	-2.0	2.0	31.0	33.1	0.0	-5.0	1.0	31.0	33.1	1.0	-5.0	1.0
37	28/06/2012 08.30	28.0	33.2	1.0	-1.0	4.0	28.0	33.2	1.0	-1.0	4.0	28.0	33.1	0.0	-4.0	3.0	28.0	33.1	1.0	-5.0	3.0
38	04/07/2012 19.30	29.0	33.2	2.0	-4.0	2.0	29.0	33.2	1.0	-4.0	2.0	29.0	33.1	0.0	-5.0	1.0	29.0	33.1	0.0	-6.0	2.0
39	12/07/2012 08.30	25.0	33.2	2.0	-3.0	3.0	25.0	33.2	3.0	-3.0	4.0	25.0	33.1	1.0	-4.0	4.0	25.0	33.1	1.0	-5.0	4.0
40	18/07/2012 16.30	34.0	33.2	1.0	0.0	3.0	34.0	33.2	3.0	2.0	4.0	34.0	33.1	-2.0	-4.0	4.0	34.0	33.1	-1.0	-5.0	5.0
41	24/07/2012 09.00	23.0	33.2	1.0	-1.0	0.0	23.0	33.2	3.0	1.0	3.0	23.0	33.1	-2.0	-1.0	2.0	23.0	33.1	-1.0	-2.0	0.0
42	01/08/2012 09.00	26.0	33.2	0.0	0.0	0.0	26.0	33.2	3.0	1.0	3.0	26.0	33.1	-1.0	-1.0	3.0	26.0	33.1	-1.0	-2.0	1.0
43	09/08/2012 08.30	26.0	33.2	1.0	-3.0	1.0	26.0	33.2	1.0	-3.0	3.0	26.0	33.1	-2.0	-4.0	5.0	26.0	33.1	-2.0	-5.0	4.0
44	29/08/2012 16.00	30.0	33.2	1.0	-2.0	2.0	30.0	33.2	1.0	-2.0	3.0	30.0	33.1	-1.0	-5.0	3.0	30.0	33.1	-2.0	-6.0	2.0
45	13/09/2012 15.00	22.0	33.2	1.0	-1.0	4.0	22.0	33.2	1.0	-2.0	5.0	22.0	33.1	-1.0	-5.0	4.0	22.0	33.1	-1.0	-6.0	5.0
46	18/09/2012 08.00	19.0	33.2	1.0	-1.0	4.0	19.0	33.2	1.0	0.0	6.0	19.0	33.1	-2.0	-5.0	4.0	19.0	33.1	-1.0	-5.0	6.0
47	26/09/2012 15.00	30.0	33.2	2.0	-2.0	4.0	30.0	33.2	1.0	-1.0	4.0	30.0	33.1	-1.0	-4.0	4.0	30.0	33.1	-1.0	-5.0	4.0
48	04/10/2012 09.00	18.0	33.2	2.0	-4.0	2.0	18.0	33.2	1.0	-3.0	3.0	18.0	33.1	-2.0	-5.0	5.0	18.0	33.1	-1.0	-7.0	4.0
49	17/10/2012 08.30	14.0	33.2	3.0	-2.0	4.0	14.0	33.2	3.0	-1.0	5.0	14.0	33.1	-4.0	-5.0	4.0	14.0	33.1	-3.0	-5.0	5.0
50	07/11/2012 08.30	14.0	33.2	1.0	-1.0	3.0	14.0	33.2	2.0	-1.0	4.0	14.0	33.1	-3.0	-4.0	5.0	14.0	33.1	-2.0	-4.0	6.0
51	27/11/2012 08.30	11.0	33.2	2.0	-6.0	2.0	11.0	33.2	2.0	-5.0	3.0	11.0	33.1	-3.0	-5.0	6.0	11.0	33.1	-2.0	-6.0	5.0
52	17/12/2012 08.30	13.0	33.2	1.0	-3.0	4.0	13.0	33.2	2.0	-2.0	5.0	13.0	33.1	-5.0	-6.0	5.0	13.0	33.1	-4.0	-6.0	4.0
53	09/01/2013 08.30	10.0	33.2	1.0	-6.0	3.0	10.0	33.2	2.0	-6.0	3.0	10.0	33.1	-4.0	-5.0	5.0	10.0	33.1	-3.0	-5.0	5.0
54	29/01/2013 08.30	8.0	33.2	1.0	-3.0	4.0	8.0	33.2	2.0	-3.0	4.0	8.0	33.1	-4.0	-5.0	5.0	8.0	33.1	-3.0	-5.0	5.0
55	07/02/2013 05.00	8.0	33.2	2.0	-3.0	3.0	8.0	33.2	2.0	-4.0	5.0	8.0	33.1	-3.0	-5.0	2.0	8.0	33.1	-2.0	-6.0	3.0
56	14/02/2013 08.30	6.0	33.2	1.0	-4.0	3.0	6.0	33.2	2.0	-4.0	5.0	6.0	33.1	-2.0	-5.0	5.0	6.0	33.1	-2.0	-6.0	5.0
57	19/02/2013 15.00	12.0	33.2	2.0	-1.0	5.0	12.0	33.2	2.0	-1.0	5.0	12.0	33.1	-4.0	-5.0	4.0	12.0	33.1	-3.0	-5.0	4.0
58	27/02/2013 08.30	6.0	33.2	2.0	-3.0	3.0	6.0	33.2	1.0	-4.0	4.0	6.0	33.1	-2.0	-7.0	1.0	6.0	33.1	-2.0	-8.0	1.0
59	05/03/2013 10.00	12.0	33.2	1.0	-1.0	4.0	12.0	33.2	1.0	-2.0	6.0	12.0	33.1	-3.0	-4.0	3.0	12.0	33.1	-2.0	-5.0	5.0
60	12/03/2013 08.30	10.0	33.2	1.0	-2.0	4.0	10.0	33.2	3.0	-2.0	5.0	10.0	33.1	-3.0	-6.0	3.0	10.0	33.1	-2.0	-6.0	4.0
61	19/03/2013 16.00	16.0	33.2	2.0	0.0	5.0	16.0	33.2	2.0	0.0	6.0	16.0	33.1	-2.0	-6.0	3.0	16.0	33.1	-1.0	-7.0	3.0
62	26/03/2013 08.30	13.0	33.2	1.0	-3.0	3.0	13.0	33.2	2.0	-3.0	4.0	13.0	33.1	-3.0	-5.0	0.0	13.0	33.1	-2.0	-6.0	2.0
63	28/03/2013 11.00	15.0	33.2	1.0	-2.0	4.0	15.0	33.2	2.0	-2.0	6.0	15.0	33.1	-3.0	-5.0	2.0	15.0	33.1	-3.0	-7.0	-1.0
64	03/04/2013 17.30	16.0	33.2	1.0	-1.0	5.0	16.0	33.2	1.0	-2.0	6.0	16.0	33.1	-2.0	-5.0	2.0	16.0	33.1	-1.0	-5.0	2.0
65	10/04/2013 10.30	16.0	33.2	2.0	-3.0	5.0	16.0	33.2	2.0	-2.0	6.0	16.0	33.1	-2.0	-5.0	3.0	16.0	33.1	-2.0	-5.0	4.0
66	16/04/2013 15.00	23.0	33.2	0.0	2.0	4.0	23.0	33.2	1.0	-3.0	6.0	23.0	33.1	-1.0	-6.0	2.0	23.0	33.1	-1.0	-6.0	2.0
67	23/04/2013 08.30	13.0	33.2	2.0	0.0	5.0	13.0	33.2	1.0	0.0	6.0	13.0	33.1	-2.0	-5.0	2.0	13.0	33.1	-3.0	-6.0	3.0
68	03/05/2013 14.30	25.0	33.2	2.0	3.0	5.0	25.0	33.2	1.0	3.0	6.0	25.0	33.1	-2.0	-4.0	1.0	25.0	33.1	-1.0	-5.0	2.0
69	09/05/2013 08.30	18.0	33.2	2.0	-2.0	5.0	18.0	33.2	1.0	0.0	6.0	18.0	33.1	-1.0	-4.0	2.0	18.0	33.1	-1.0	-5.0	3.0
70	15/05/2013 14.30	21.0	33.2	1.0	3.0	5.0	21.0	33.2	2.0	1.0	6.0	21.0	33.1	-1.0	-6.0	-1.0	21.0	33.1	0.0	-7.0	0.0
71	22/05/2013 08.30	19.0	33.2	1.0	1.0	5.0	19.0	33.2	2.0	2.0	5.0	19.0	33.1	-2.0	-7.0	2.0	19.0	33.1	-2.0	-7.0	2.0
72	31/05/2013 15.30	18.0	33.2	2.0	0.0	3.0	18.0	33.2	3.0	-1.0	4.0	18.0	33.1	-3.0	-5.0	4.0	18.0	33.1	-2.0	-6.0	4.0
73	07/06/2013 08.30	21.0	33.2	1.0	0.0	4.0	21.0	33.2	1.0	1.0	6.0	21.0	33.1	-2.0	-6.0	1.0	21.0	33.1	-2.0	-6.0	2.0
74	13/06/2013 14.30	28.0	33.2	2.0	4.0	4.0	28.0	33.2	2.0	3.0	6.0	28.0	33.1	-1.0	-6.0	2.0	28.0	33.1	0.0	-6.0	3.0
75	18/06/2013 09.00	28.0	33.2	1.0	2.0	5.0	28.0	33.2	1.0	2.0	7.0	28.0	33.1	-1.0	-6.0	3.0	28.0	33.1	0.0	-7.0	3.0
76	25/06/2013 18.00	28.0	33.2	2.0	3.0	6.0	28.0	33.2	2.0	3.0	6.0	28.0	33.1	-1.0	-6.0	2.0	28.0	33.1	0.0	-7.0	4.0
77	01/07/2013 07.30	22.0	33.2	2.0	4.0	6.0	22.0	33.2	2.0	3.0	6.0	22.0	33.1	0.0	-8.0	0.0	22.0	33.1	0.0	-8.0	2.0
78	08/07/2013 17.30	25.0	33.2	2.0	3.0	5.0	25.0	33.2	1.0	0.0	6.0	25.0	33.1	1.0	-10.0	0.0	25.0	33.1	1.0	-10.0	0.0
79	13/07/2013 07.30	25.0	33.2	4.0	2.0	5.0	25.0	33.2	1.0	-1.0	8.0	25.0	33.1	-1.0	-9.0	2.0	25.0	33.1	0.0	-9.0	3.0
80	18/07/2013 07.30	25.0	33.2	3.0	2.0	5.0	25.0	33.2	1.0	-1.0	7.0	25.0	33.1	1.0	-8.0	2.0	25.0	33.1	2.0	-8.0	3.0
81	25/07/2013 18.00	27.0	33.2	3.0	4.0	5.0	27.0	33.2	1.0	0.0	8.0	27.0	33.1	0.0	-8.0	1.0	27.0	33.1	0.0	-8.0	3.0
82	31/07/2013 09.00	27.0	33.2	3.0	3.0	6.0	27.0	33.2	1.0	0.0	9.0	27.0	33.1	0.0	-7.0	2.0	27.0	33.1	1.0	-7.0	5.0
83	07/08/2013 09.00	29.0	33.2	2.0	3.0	6.0	29.0	33.2	0.0	0.0	9.0	29.0	33.1	0.0	-7.0	2.0	29.0	33.1	1.0	-7.0	3.0
84	13/08/2013 09.00	27.0	33.2	2.0	3.0	5.0	27.0	33.2	0.0	0.0	8.0	27.0	33.1	-1.0	-7.0	2.0	27.0	33.1	0.0	-8.0	2.0
85	21/08/2013 07.30	23.0	33.2	5.0	4.0	6.0	23.0	33.2	2.0	1.0	9.0	23.0	33.1	0.0	-7.0	2.0	23.0	33.1	0.0	-8.0	3.0
86	28/08/2013 10.30	25.0	33.2	4.0	4.0	5.0	25.0	33.2	2.0	1.0	8.0	25.0	33.1	1.0	-9.0	5.0	25.0	33.1	1.0	-10.0	5.0
87	06/09/2013 17.30	29.0	33.2	2.0	2.0	7.0	29.0	33.2	2.0	2.0	7.0	29.0	33.1	0.0	-8.0	2.0	29.0	33.1	1.0	-9.0	4.0
88	13/09/2013 07.30	18.0	33.2	4.0	7.0	9.0	18.0	33.2	2.0	2.0	9.										

Ubicazione STAZIONE CHIAIA  
Opera \ \ I Ordine di Tiranti \ 05-  
Tipo Strumento Mire Ottiche  
Data posa in opera 15/07/2011  
Data lettura di zero 15/07/2011

**GRAFICO QUOTA**



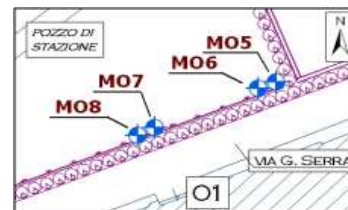
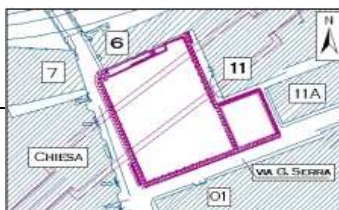
**GRAFICO ISOCRONE**



**UBICAZIONE**

**STAZIONE CHIAIA**

\ \ I Ordine di Tiranti \ 05-08





**Ubicazione** STAZIONE CHIAIA  
**Opera** \ \ I Ordine di Tiranti \ 05-  
**Tipo Strumento** Mire Ottiche  
**Data posa in opera** 15/07/2011  
**Data lettura di zero** 15/07/2011

UBICAZIONE

STAZIONE CHIAIA

\ \ I Ordine di Tiranti \ 05-08

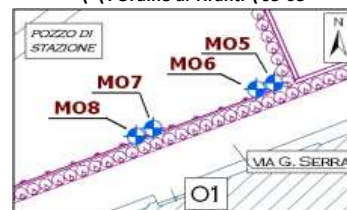
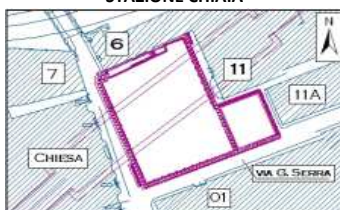


GRAFICO EST

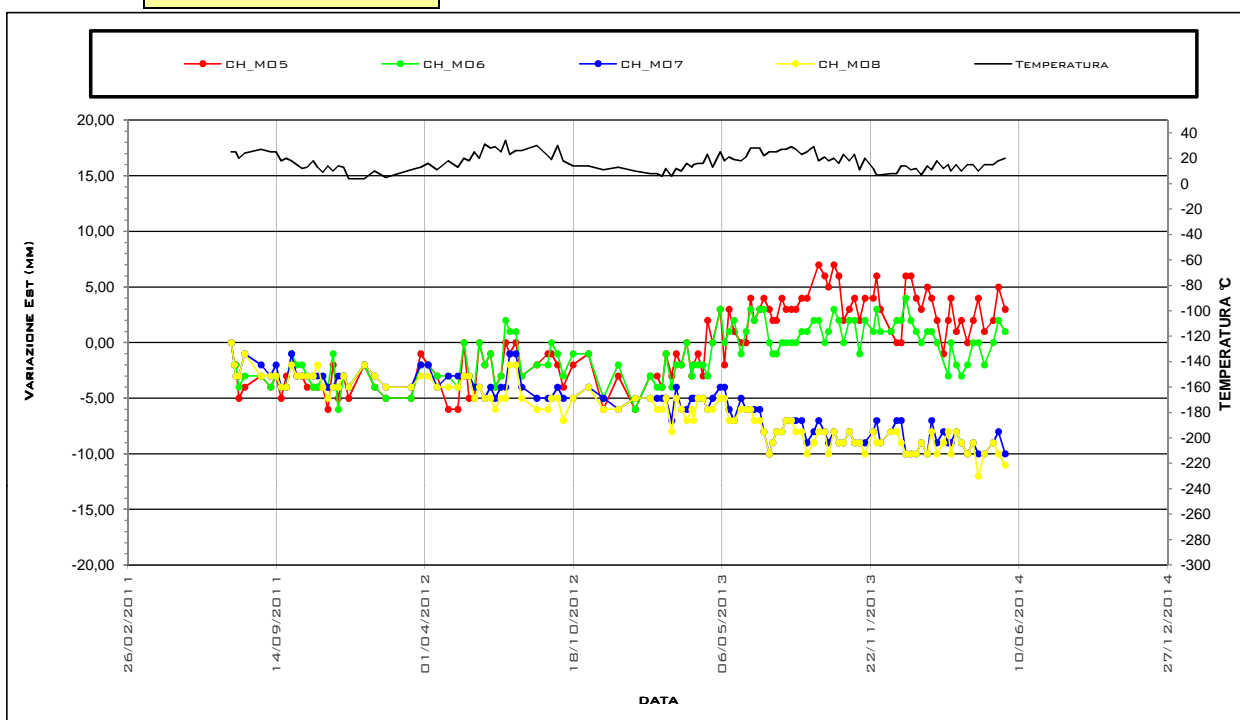
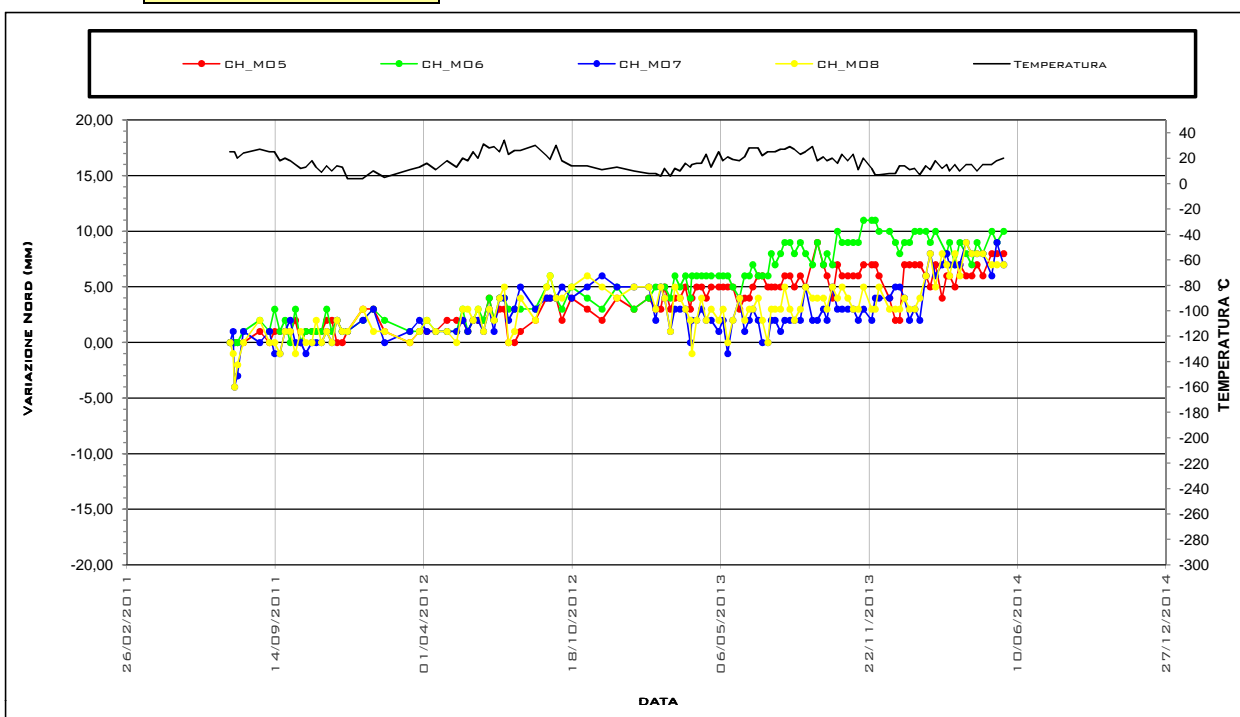


GRAFICO NORD



Ubicazione STAZIONE CHIAIA

Opera \ \ Ordine di Tiranti \ 09-12

Tipo Strumento Mire Ottiche

Data posa in opera 15/07/2011

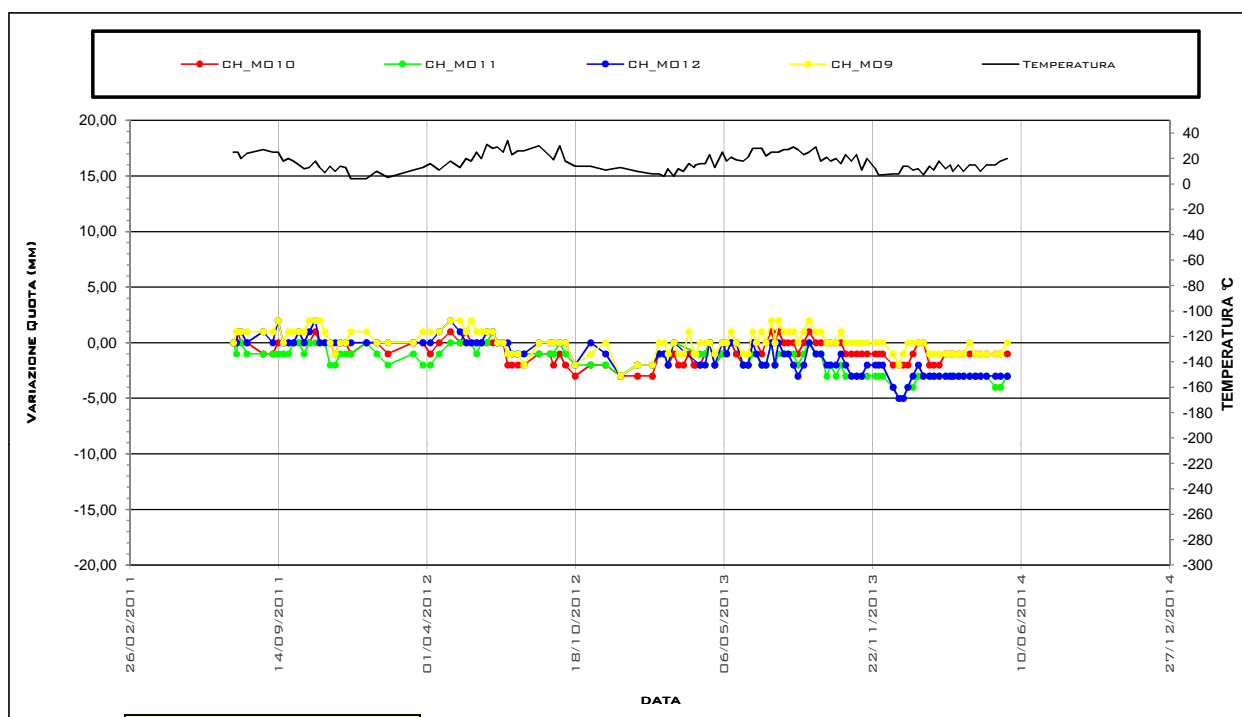
Data lettura di zero 15/07/2011

Ultima Misura 122 in data 22/05/2014

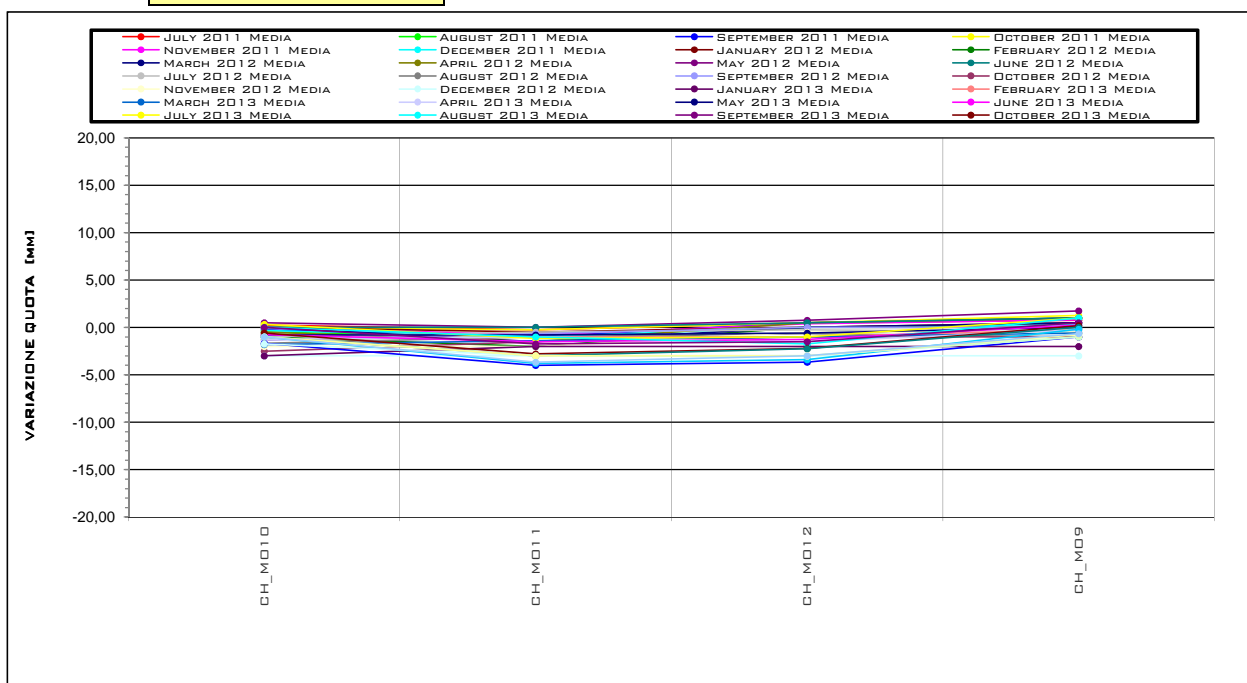
Lett. n°	DATA	CH_M010					CH_M011					CH_M012					CH_M09				
		Temp. Media[° C]	Quota [m]	Quota Spost. [mm]	Est Spost. [mm]	Nord Spost. [mm]	Temp. Media[° C]	Quota [m]	Quota Spost. [mm]	Est Spost. [mm]	Nord Spost. [mm]	Temp. Media[° C]	Quota [m]	Quota Spost. [mm]	Est Spost. [mm]	Nord Spost. [mm]	Temp. Media[° C]	Quota [m]	Quota Spost. [mm]	Est Spost. [mm]	Nord Spost. [mm]
32	23/05/2012 17.30	20,0	34,1	1,0	-2,0	1,0	20,0	34,0	0,0	-1,0	2,0	20,0	34,0	0,0	-2,0	2,0	20,0	34,1	1,0	-1,0	2,0
33	30/05/2012 08.30	18,0	34,1	0,0	-2,0	0,0	18,0	34,0	0,0	-1,0	2,0	18,0	34,0	0,0	-2,0	2,0	18,0	34,1	2,0	-2,0	1,0
34	06/06/2012 16.30	25,0	34,1	0,0	-4,0	1,0	25,0	34,0	-1,0	-1,0	3,0	25,0	34,0	0,0	-2,0	1,0	25,0	34,1	1,0	-2,0	2,0
35	13/06/2012 08.30	20,0	34,1	0,0	-3,0	1,0	20,0	34,0	0,0	-1,0	2,0	20,0	34,0	0,0	-2,0	2,0	20,0	34,1	1,0	0,0	1,0
36	20/06/2012 16.30	31,0	34,1	0,0	-4,0	-1,0	31,0	34,0	0,0	-1,0	-1,0	31,0	34,0	1,0	-1,0	0,0	31,0	34,1	1,0	-1,0	0,0
37	28/06/2012 08.30	28,0	34,1	0,0	-4,0	1,0	28,0	34,0	1,0	-1,0	1,0	28,0	34,0	1,0	-2,0	3,0	28,0	34,1	1,0	-3,0	3,0
38	04/07/2012 19.30	29,0	34,1	0,0	-6,0	0,0	29,0	34,0	0,0	-2,0	0,0	29,0	34,0	0,0	-3,0	1,0	29,0	34,1	0,0	-3,0	1,0
39	12/07/2012 08.30	25,0	34,1	0,0	-4,0	0,0	25,0	34,0	0,0	-1,0	1,0	25,0	34,0	0,0	-1,0	2,0	25,0	34,1	0,0	-2,0	1,0
40	18/07/2012 16.30	34,0	34,1	-2,0	-4,0	1,0	34,0	34,0	-1,0	-1,0	0,0	34,0	34,0	0,0	-1,0	2,0	34,0	34,1	-1,0	-3,0	2,0
41	24/07/2012 09.00	23,0	34,1	-2,0	-2,0	-3,0	23,0	34,0	-1,0	1,0	2,0	23,0	34,0	-1,0	0,0	1,0	23,0	34,1	-1,0	-1,0	-2,0
42	01/08/2012 09.00	26,0	34,1	-2,0	-3,0	-2,0	26,0	34,0	-1,0	2,0	2,0	26,0	34,0	-1,0	0,0	0,0	26,0	34,1	-1,0	-1,0	-1,0
43	09/08/2012 08.30	26,0	34,1	-2,0	-4,0	1,0	26,0	34,0	-1,0	-1,0	1,0	26,0	34,0	-1,0	-1,0	3,0	26,0	34,1	-2,0	-1,0	2,0
44	29/08/2012 16.00	30,0	34,1	-1,0	-5,0	1,0	30,0	34,0	-1,0	-1,0	0,0	30,0	34,0	0,0	-2,0	1,0	30,0	34,1	0,0	-4,0	1,0
45	13/09/2012 15.00	22,0	34,1	-1,0	-4,0	2,0	22,0	34,0	-1,0	-2,0	1,0	22,0	34,0	0,0	-2,0	2,0	22,0	34,1	0,0	-3,0	3,0
46	18/09/2012 08.00	19,0	34,1	-2,0	-4,0	3,0	19,0	34,0	-1,0	-1,0	2,0	19,0	34,0	0,0	-1,0	3,0	19,0	34,1	0,0	-3,0	3,0
47	26/09/2012 15.00	30,0	34,1	-1,0	-4,0	2,0	30,0	34,0	0,0	-1,0	1,0	30,0	34,0	0,0	-1,0	1,0	30,0	34,1	0,0	-3,0	2,0
48	04/10/2012 09.00	18,0	34,1	-2,0	-4,0	2,0	18,0	34,0	-1,0	-2,0	2,0	18,0	34,0	0,0	-2,0	3,0	18,0	34,1	0,0	-4,0	2,0
49	17/10/2012 08.30	14,0	34,1	-3,0	-3,0	2,0	14,0	34,0	-2,0	0,0	2,0	14,0	34,0	-2,0	-1,0	3,0	14,0	34,1	-2,0	-2,0	3,0
50	07/11/2012 08.30	14,0	34,1	-2,0	-3,0	3,0	14,0	34,0	-2,0	0,0	2,0	14,0	34,0	0,0	0,0	3,0	14,0	34,1	-1,0	-2,0	3,0
51	27/11/2012 08.30	11,0	34,1	-2,0	-3,0	3,0	11,0	34,0	-2,0	0,0	3,0	11,0	34,0	-1,0	-1,0	3,0	11,0	34,1	0,0	-2,0	4,0
52	17/12/2012 08.30	13,0	34,1	-3,0	-5,0	3,0	13,0	34,0	-3,0	-1,0	2,0	13,0	34,0	-3,0	-2,0	3,0	13,0	34,1	-3,0	-3,0	5,0
53	09/01/2013 08.30	10,0	34,1	-3,0	-3,0	2,0	10,0	34,0	-2,0	-1,0	2,0	10,0	34,0	-2,0	-2,0	2,0	10,0	34,1	-2,0	-4,0	3,0
54	29/01/2013 08.30	8,0	34,1	-3,0	-3,0	4,0	8,0	34,0	-2,0	-1,0	3,0	8,0	34,0	-2,0	-2,0	3,0	8,0	34,1	-2,0	-3,0	5,0
55	07/02/2013 15.00	8,0	34,1	-1,0	-4,0	2,0	8,0	34,0	-1,0	0,0	2,0	8,0	34,0	-1,0	-1,0	2,0	8,0	34,1	0,0	-3,0	2,0
56	14/02/2013 08.30	6,0	34,1	-1,0	-3,0	4,0	6,0	34,0	-1,0	0,0	3,0	6,0	34,0	-1,0	0,0	5,0	6,0	34,1	0,0	-2,0	4,0
57	19/02/2013 15.30	12,0	34,1	-2,0	-3,0	3,0	12,0	34,0	-2,0	0,0	3,0	12,0	34,0	-2,0	0,0	4,0	12,0	34,1	-1,0	-1,0	4,0
58	27/02/2013 08.30	6,0	34,1	-1,0	-6,0	1,0	6,0	34,0	0,0	-1,0	1,0	6,0	34,0	0,0	-2,0	2,0	6,0	34,1	0,0	-4,0	1,0
59	05/03/2013 10.30	12,0	34,1	-2,0	-3,0	2,0											12,0	34,1	-1,0	-2,0	3,0
60	12/03/2013 08.30	10,0	34,1	-2,0	-5,0	2,0											10,0	34,1	-1,0	-4,0	3,0
61	19/03/2013 16.00	16,0	34,1	-1,0	-4,0	2,0											16,0	34,1	1,0	-4,0	3,0
62	26/03/2013 08.30	13,0	34,1	-2,0	-3,0	-1,0											13,0	34,1	-1,0	-2,0	1,0
63	28/03/2013 11.00	15,0	34,1	-2,0	-4,0	0,0											15,0	34,1	-1,0	-3,0	2,0
64	03/04/2013 17.30	16,0	34,1	-2,0	-4,0	1,0	16,0	34,0	-1,0	1,0	1,0	16,0	34,0	-2,0	0,0	3,0	16,0	34,1	0,0	-3,0	2,0
65	10/04/2013 10.30	16,0	34,1	-1,0	-3,0	2,0	16,0	34,0	-1,0	1,0	1,0	16,0	34,0	-2,0	1,0	2,0	16,0	34,1	0,0	-3,0	2,0
66	16/04/2013 15.00	23,0	34,1	0,0	-4,0	0,0	23,0	34,0	0,0	0,0	0,0	23,0	34,0	0,0	0,0	0,0	23,0	34,1	0,0	-3,0	0,0
67	23/04/2013 08.30	13,0	34,1	-2,0	-3,0	1,0	13,0	34,0	-2,0	1,0	1,0	13,0	34,0	-2,0	1,0	1,0	13,0	34,1	-1,0	-2,0	2,0
68	03/05/2013 14.30	25,0	34,1	-1,0	-3,0	1,0	25,0	34,0	-1,0	1,0	2,0	25,0	34,0	0,0	2,0	2,0	25,0	34,1	0,0	-2,0	0,0
69	09/05/2013 08.30	18,0	34,1	0,0	-4,0	1,0	18,0	34,0	-1,0	1,0	1,0	18,0	34,0	-1,0	1,0	2,0	18,0	34,1	0,0	-3,0	1,0
70	15/05/2013 14.30	21,0	34,1	0,0	-5,0	-1,0	21,0	34,0	0,0	0,0	0,0	21,0	34,0	0,0	0,0	0,0	21,0	34,1	1,0	-3,0	-1,0
71	22/05/2013 08.30	19,0	34,1	-1,0	-5,0	0,0	19,0	34,0	0,0	-1,0	1,0	19,0	34,0	0,0	0,0	1,0	19,0	34,1	0,0	-5,0	1,0
72	31/05/2013 15.30	18,0	34,1	-2,0	-3,0	2,0	18,0	34,0	-2,0	1,0	2,0	18,0	34,0	-2,0	0,0	3,0	18,0	34,1	-1,0	-3,0	3,0
73	07/06/2013 08.30	21,0	34,1	-2,0	-4,0	2,0	21,0	34,0	-2,0	0,0	1,0	21,0	34,0	-2,0	0,0	2,0	21,0	34,1	-1,0	-4,0	2,0
74	13/06/2013 14.30	28,0	34,1	0,0	-4,0	1,0	28,0	34,0	-1,0	1,0	1,0	28,0	34,0	0,0	2,0	2,0	28,0	34,1	1,0	-3,0	2,0
75	18/06/2013 09.00	28,0	34,1	0,0	-5,0	1,0	28,0	34,0	-1,0	1,0	1,0	28,0	34,0	-1,0	1,0	1,0	28,0	34,1	0,0	-4,0	2,0
76	25/06/2013 18.00	28,0	34,1	-1,0	-5,0	1,0	28,0	34,0	-2,0	1,0	1,0	28,0	34,0	-2,0	1,0	1,0	28,0	34,1	1,0	-5,0	1,0
77	01/07/2013 07.30	22,0	34,1	0,0	-6,0	1,0	22,0	34,0	-2,0	0,0	1,0	22,0	34,0	-2,0	0,0	1,0	22,0	34,1	0,0	-4,0	1,0
78	08/07/2013 17.30	25,0	34,1	1,0	-8,0	0,0	25,0	34,0	0,0	-2,0	0,0	25,0	34,0	0,0	-1,0	1,0	25,0	34,1	2,0	-7,0	0,0
79	13/07/2013 07.30	25,0	34,1	0,0	-6,0	1,0	25,0	34,0	-2,0	0,0	2,0	25,0	34,0	-2,0	0,0	1,0	25,0	34,1	0,0	-7,0	2,0
80	18/07/2013 07.30	25,0	34,1	1,0	-6,0	0,0	25,0	34,0	-1,0	1,0	1,0	25,0	34,0	0,0	1,0	1,0	25,0	34,1	2,0	-5,0	0,0
81	25/07/2013 18.00	27,0	34,1	0,0	-6,0	1,0	27,0	34,0	-1,0	1,0	1,0	27,0	34,0	-1,0	1,0	1,0	27,0	34,1	1,0	-6,0	2,0
82	31/07/2013 09.00	27,0	34,1	0,0	-5,0	1,0	27,0	34,0	-1,0	1,0	0,0	27,0	34,0	-1,0	1,0	2,0	27,0	34,1	1,0	-4,0	2,0
83	07/08/2013 09.00	29,0	34,1	0,0	-5,0	0,0	29,0	34,0	-1,0	1,0	0,0	29,0	34,0	-2,0	1,0	2,0	29,0	34,1	1,0	-4,0	1,0
84	13/08/2013 09.00	27,0	34,1	-1,0	-6,0	-1,0	27,0	34,0	-2,0	1,0	1,0	27,0	34,0	-3,0	0,0	1,0	27,0	34,1	0,0	-5,0	0,0
85	21/08/2013 07.30	23,0	34,1	0,0	-5,0	1,0	23,0	34,0	-1,0	1,0	1,0	23,0	34,0	-2,0	2,0	2,0	23,0	34,1	1,0	-5,0	2,0
86	28/08/2013 10.30	25,0	34,1	1,0	-7,0	3,0	25,0	34,0	0,0	-1,0	4,0	25,0	34,0	0,0	-1,0	4,0	25,0	34,1	2,0	-6,0	5,0
87	06/09/2013 17.30	29,0	34,1	0,0	-7,0	1,0	29,0	34,0	-1,0	-1,0											

Ubicazione STAZIONE CHIAIA  
Opera \ \ I Ordine di Tiranti \ 09-  
Tipo Strumento Mire Ottiche  
Data posa in opera 15/07/2011  
Data lettura di zero 15/07/2011

**GRAFICO QUOTA**



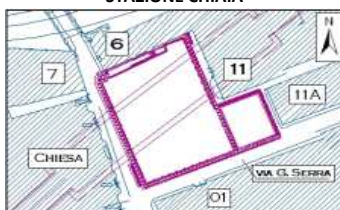
**GRAFICO ISOCRONE**



**Ubicazione** STAZIONE CHIAIA  
**Opera** \ \ I Ordine di Tiranti \ 09-  
**Tipo Strumento** Mire Ottiche  
**Data posa in opera** 15/07/2011  
**Data lettura di zero** 15/07/2011

UBICAZIONE

STAZIONE CHIAIA



\ \ I Ordine di Tiranti \ 09-12

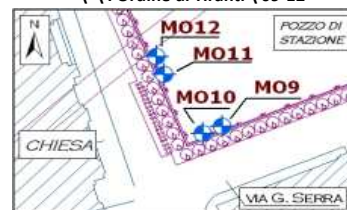


GRAFICO EST

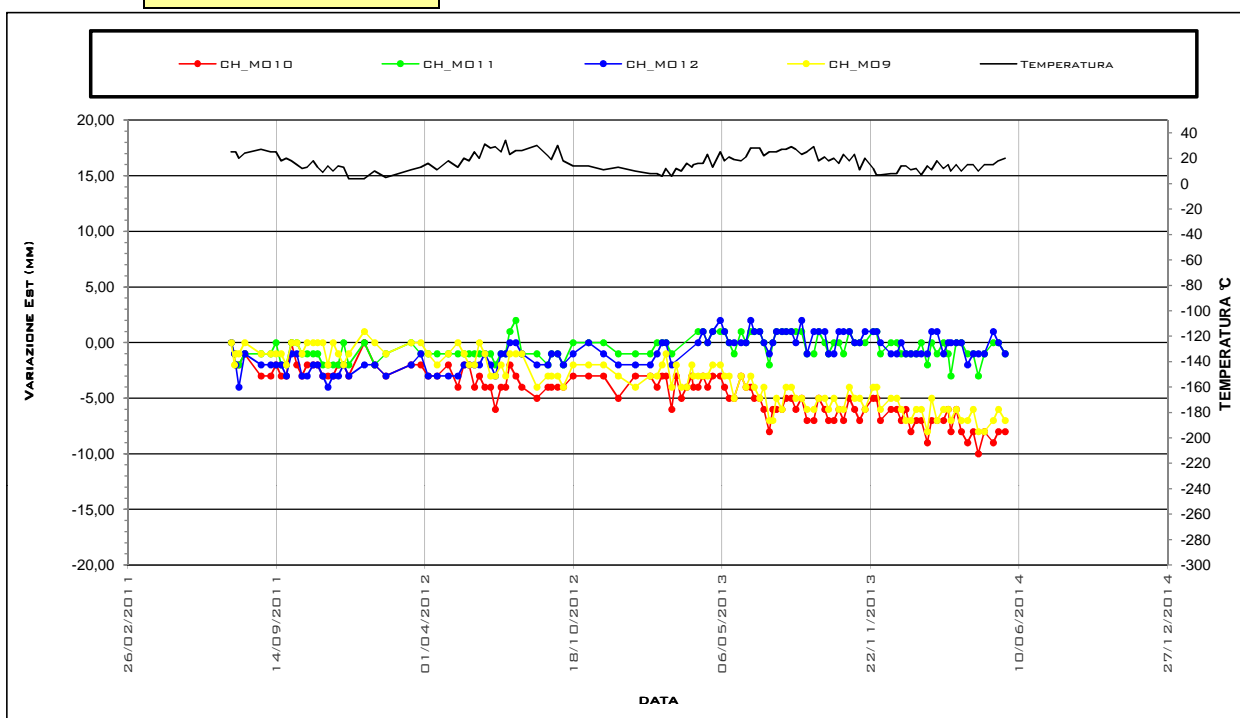
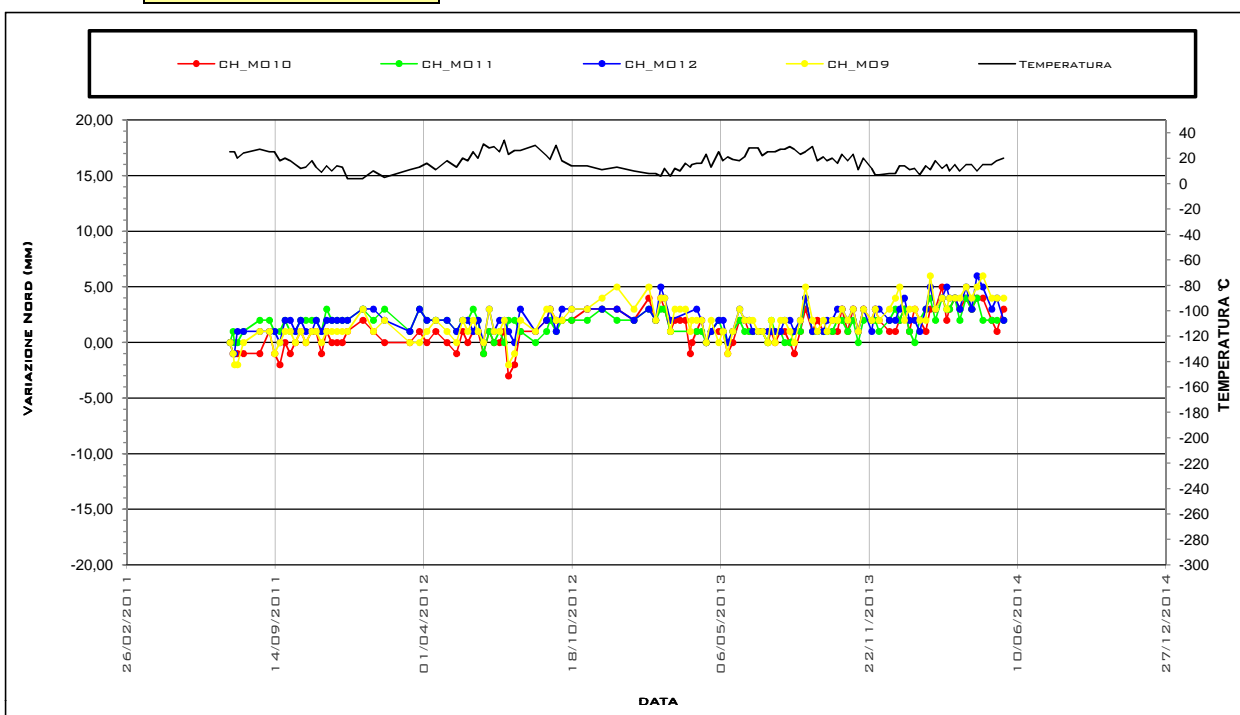


GRAFICO NORD



Ubicazione STAZIONE CHIAIA

Opera \ \ Ordine di Tiranti \ 13-16

Tipo Strumento Mire Ottiche

Data posa in opera 15/07/2011

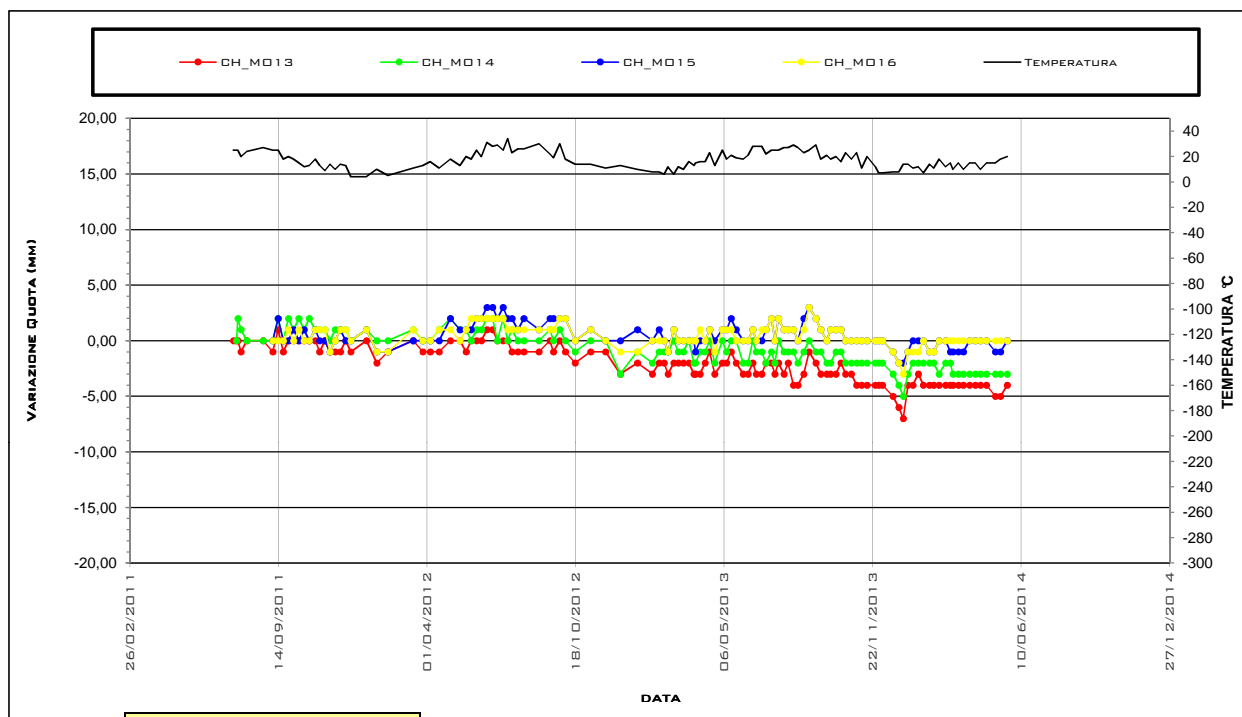
Data lettura di zero 15/07/2011

Ultima Misura 124 in data 22/05/2014

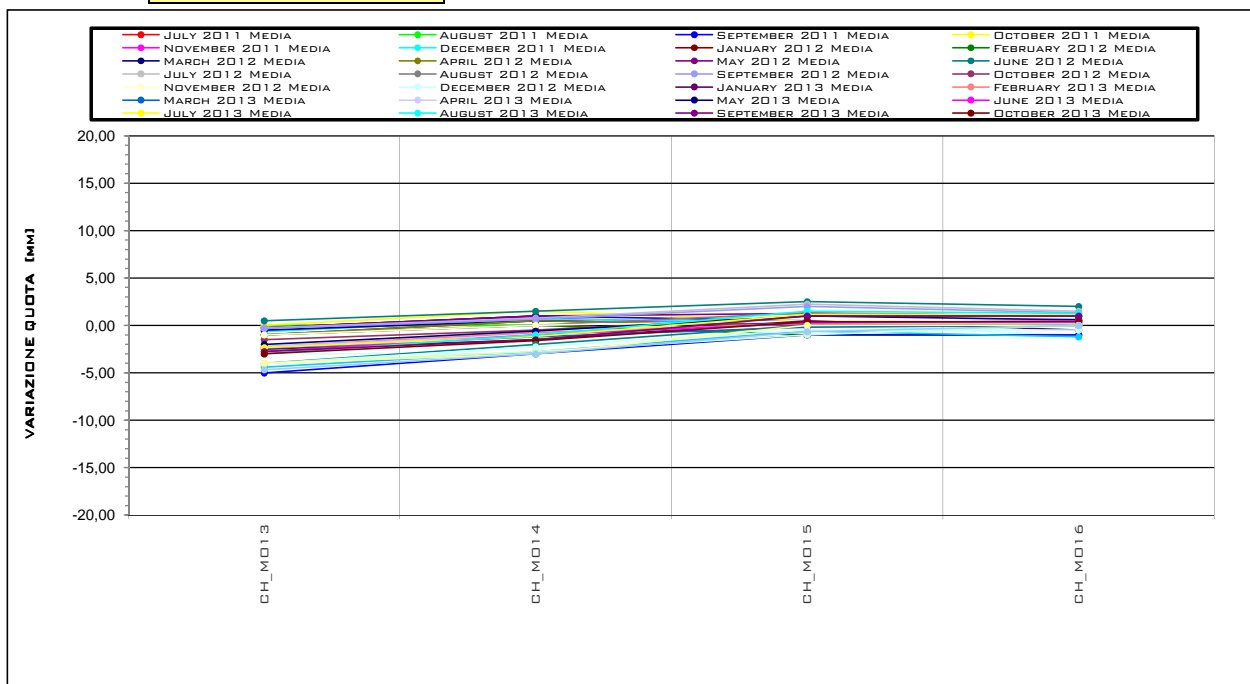
Lett. n°	DATA	CH_M013					CH_M014					CH_M015					CH_M016				
		Temp. Media[° C]	Quota [m]	Quota Spost. [mm]	Est Spost. [mm]	Nord Spost. [mm]	Temp. Media[° C]	Quota [m]	Quota Spost. [mm]	Est Spost. [mm]	Nord Spost. [mm]	Temp. Media[° C]	Quota [m]	Quota Spost. [mm]	Est Spost. [mm]	Nord Spost. [mm]	Temp. Media[° C]	Quota [m]	Quota Spost. [mm]	Est Spost. [mm]	Nord Spost. [mm]
34	23/05/2012 17.30	20,0	34,0	-1,0	0,0	-1,0	20,0	34,0	1,0	1,0	1,0	20,0	34,6	1,0	0,0	2,0	20,0	34,6	1,0	1,0	1,0
35	30/05/2012 08.30	18,0	34,0	0,0	0,0	0,0	18,0	34,0	0,0	0,0	0,0	18,0	34,6	1,0	0,0	1,0	18,0	34,6	2,0	2,0	1,0
36	06/06/2012 16.30	25,0	34,0	0,0	-1,0	0,0	25,0	34,0	1,0	0,0	0,0	25,0	34,6	2,0	0,0	1,0	25,0	34,6	2,0	2,0	1,0
37	13/06/2012 08.30	20,0	34,0	0,0	0,0	0,0	20,0	34,0	1,0	0,0	1,0	20,0	34,6	2,0	1,0	2,0	20,0	34,6	2,0	2,0	1,0
38	20/06/2012 16.30	31,0	34,0	1,0	1,0	-2,0	31,0	34,0	2,0	1,0	-1,0	31,0	34,6	3,0	0,0	0,0	31,0	34,6	2,0	0,0	-1,0
39	28/06/2012 08.30	28,0	34,0	1,0	1,0	1,0	28,0	34,0	2,0	2,0	2,0	28,0	34,6	3,0	1,0	1,0	28,0	34,6	2,0	2,0	1,0
40	04/07/2012 19.30	29,0	34,0	0,0	1,0	0,0	29,0	34,0	0,0	0,0	0,0	29,0	34,6	2,0	0,0	1,0	29,0	34,6	2,0	0,0	0,0
41	12/07/2012 08.30	25,0	34,0	0,0	1,0	1,0	25,0	34,0	2,0	1,0	1,0	25,0	34,6	3,0	0,0	0,0	25,0	34,6	2,0	2,0	1,0
42	18/07/2012 16.30	34,0	34,0	0,0	1,0	-1,0	34,0	34,0	0,0	2,0	0,0	34,0	34,6	2,0	0,0	0,0	34,0	34,6	1,0	1,0	0,0
43	24/07/2012 09.00	23,0	34,0	-1,0	2,0	1,0	23,0	34,0	1,0	3,0	2,0	23,0	34,6	2,0	0,0	1,0	23,0	34,6	1,0	2,0	2,0
44	01/08/2012 09.00	26,0	34,0	-1,0	2,0	0,0	26,0	34,0	0,0	2,0	1,0	26,0	34,6	1,0	0,0	1,0	26,0	34,6	1,0	1,0	1,0
45	09/08/2012 08.30	26,0	34,0	-1,0	1,0	-1,0	26,0	34,0	0,0	1,0	1,0	26,0	34,6	2,0	-1,0	0,0	26,0	34,6	1,0	1,0	0,0
46	29/08/2012 16.00	30,0	34,0	-1,0	2,0	-1,0	30,0	34,0	0,0	1,0	1,0	30,0	34,6	1,0	0,0	0,0	30,0	34,6	1,0	2,0	0,0
47	13/09/2012 15.00	22,0	34,0	0,0	1,0	1,0	22,0	34,0	1,0	2,0	2,0	22,0	34,6	2,0	-1,0	0,0	22,0	34,6	1,0	1,0	1,0
48	18/09/2012 08.00	19,0	34,0	-1,0	0,0	1,0	19,0	34,0	0,0	1,0	1,0	19,0	34,6	2,0	-1,0	0,0	19,0	34,6	1,0	1,0	0,0
49	26/09/2012 15.00	30,0	34,0	0,0	2,0	0,0	30,0	34,0	1,0	1,0	1,0	30,0	34,6	2,0	0,0	0,0	30,0	34,6	2,0	2,0	0,0
50	04/10/2012 09.00	18,0	34,0	-1,0	1,0	1,0	18,0	34,0	0,0	0,0	1,0	18,0	34,6	2,0	-1,0	1,0	18,0	34,6	2,0	1,0	0,0
51	17/10/2012 08.30	14,0	34,0	-2,0	2,0	2,0	14,0	34,0	-1,0	1,0	1,0	14,0	34,6	0,0	0,0	2,0	14,0	34,6	0,0	2,0	1,0
52	07/11/2012 08.30	14,0	34,0	-1,0	2,0	2,0	14,0	34,0	0,0	2,0	2,0	14,0	34,6	1,0	1,0	2,0	14,0	34,6	1,0	3,0	1,0
53	27/11/2012 08.30	11,0	34,0	-1,0	1,0	1,0	11,0	34,0	0,0	1,0	1,0	11,0	34,6	0,0	0,0	2,0	11,0	34,6	0,0	1,0	2,0
54	17/12/2012 08.30	13,0	34,0	-3,0	1,0	2,0	13,0	34,0	-3,0	1,0	2,0	13,0	34,6	0,0	1,0	2,0	13,0	34,6	-1,0	2,0	1,0
55	09/01/2013 08.30	10,0	34,0	-2,0	1,0	1,0	10,0	34,0	-1,0	1,0	2,0	10,0	34,6	1,0	1,0	2,0	10,0	34,6	-1,0	2,0	1,0
56	29/01/2013 08.30	8,0	34,0	-3,0	1,0	1,0	8,0	34,0	-2,0	1,0	3,0	8,0	34,6	0,0	-1,0	2,0	8,0	34,6	0,0	2,0	2,0
57	07/02/2013 15.00	8,0	34,0	-2,0	2,0	0,0	8,0	34,0	-1,0	2,0	0,0	8,0	34,6	1,0	2,0	-1,0	8,0	34,6	0,0	2,0	-1,0
58	14/02/2013 08.30	6,0	34,0	-2,0	3,0	2,0	6,0	34,0	-1,0	3,0	2,0	6,0	34,6	0,0	0,0	2,0	6,0	34,6	0,0	4,0	2,0
59	19/02/2013 15.30	12,0	34,0	-3,0	1,0	1,0	12,0	34,0	-1,0	3,0	2,0	12,0	34,6	-1,0	1,0	2,0	12,0	34,6	-1,0	3,0	1,0
60	27/02/2013 08.30	6,0	34,0	-2,0	1,0	1,0	6,0	34,0	0,0	2,0	1,0	6,0	34,6	1,0	2,0	1,0	6,0	34,6	1,0	2,0	-2,0
61	05/03/2013 10.30	12,0	34,0	-2,0	3,0	0,0	12,0	34,0	-1,0	3,0	1,0	12,0	34,6	0,0	0,0	-1,0	12,0	34,6	0,0	2,0	0,0
62	12/03/2013 08.30	10,0	34,0	-2,0	2,0	1,0	10,0	34,0	-1,0	2,0	2,0	10,0	34,6	0,0	0,0	1,0	10,0	34,6	0,0	2,0	1,0
63	19/03/2013 16.00	16,0	34,0	-2,0	2,0	1,0	16,0	34,0	0,0	3,0	2,0	16,0	34,6	0,0	0,0	0,0	16,0	34,6	0,0	2,0	0,0
64	26/03/2013 08.30	13,0	34,0	-3,0	4,0	-1,0	13,0	34,0	-2,0	4,0	0,0	13,0	34,6	0,0	1,0	-2,0	13,0	34,6	0,0	3,0	-2,0
65	28/03/2013 11.00	15,0	34,0	-3,0	4,0	-1,0	15,0	34,0	-2,0	4,0	0,0	15,0	34,6	-1,0	2,0	-2,0	15,0	34,6	0,0	3,0	-1,0
66	03/04/2013 17.30	16,0	34,0	-3,0	3,0	0,0	16,0	34,0	-1,0	4,0	2,0	16,0	34,6	0,0	0,0	-2,0	16,0	34,6	1,0	2,0	-1,0
67	10/04/2013 10.30	16,0	34,0	-2,0	4,0	1,0	16,0	34,0	-1,0	3,0	1,0	16,0	34,6	0,0	1,0	0,0	16,0	34,6	0,0	2,0	1,0
68	16/04/2013 15.00	23,0	34,0	-1,0	3,0	0,0	23,0	34,0	0,0	3,0	0,0	23,0	34,6	1,0	0,0	-1,0	23,0	34,6	1,0	1,0	-2,0
69	23/04/2013 08.30	13,0	34,0	-3,0	3,0	0,0	13,0	34,0	-2,0	4,0	0,0	13,0	34,6	0,0	2,0	-1,0	13,0	34,6	-1,0	2,0	-1,0
70	03/05/2013 14.30	25,0	34,0	-2,0	4,0	0,0	25,0	34,0	0,0	5,0	0,0	25,0	34,6	1,0	2,0	0,0	25,0	34,6	1,0	3,0	0,0
71	09/05/2013 08.30	18,0	34,0	-2,0	3,0	1,0	18,0	34,0	-1,0	4,0	1,0	18,0	34,6	1,0	1,0	0,0	18,0	34,6	1,0	3,0	0,0
72	15/05/2013 14.30	21,0	34,0	-1,0	3,0	-2,0	21,0	34,0	0,0	3,0	-1,0	21,0	34,6	2,0	1,0	-1,0	21,0	34,6	1,0	2,0	-2,0
73	22/05/2013 08.30	19,0	34,0	-2,0	3,0	0,0	19,0	34,0	0,0	3,0	0,0	19,0	34,6	1,0	0,0	0,0	19,0	34,6	0,0	0,0	0,0
74	31/05/2013 15.30	18,0	34,0	-3,0	4,0	1,0	18,0	34,0	-2,0	4,0	2,0	18,0	34,6	0,0	0,0	1,0	18,0	34,6	0,0	1,0	0,0
75	07/06/2013 08.30	21,0	34,0	-3,0	4,0	0,0	21,0	34,0	-2,0	5,0	1,0	21,0	34,6	0,0	0,0	0,0	21,0	34,6	0,0	2,0	0,0
76	13/06/2013 14.30	28,0	34,0	-2,0	4,0	0,0	28,0	34,0	0,0	5,0	1,0	28,0	34,6	1,0	1,0	-1,0	28,0	34,6	1,0	1,0	-1,0
77	18/06/2013 09.00	28,0	34,0	-3,0	3,0	0,0	28,0	34,0	-1,0	3,0	1,0	28,0	34,6	0,0	0,0	0,0	28,0	34,6	0,0	0,0	0,0
78	25/06/2013 18.00	28,0	34,0	-3,0	4,0	0,0	28,0	34,0	-1,0	5,0	1,0	28,0	34,6	0,0	1,0	0,0	28,0	34,6	1,0	2,0	-1,0
79	01/07/2013 07.30	22,0	34,0	-2,0	5,0	0,0	22,0	34,0	-2,0	4,0	0,0	22,0	34,6	1,0	2,0	0,0	22,0	34,6	1,0	4,0	1,0
80	08/07/2013 17.30	25,0	34,0	-2,0	1,0	0,0	25,0	34,0	-1,0	2,0	0,0	25,0	34,6	2,0	0,0	0,0	25,0	34,6	2,0	1,0	0,0
81	13/07/2013 07.30	25,0	34,0	-3,0	4,0	2,0	25,0	34,0	-2,0	3,0	1,0	25,0	34,6	0,0	1,0	1,0	25,0	34,6	0,0	1,0	1,0
82	18/07/2013 07.30	25,0	34,0	-2,0	3,0	0,0	25,0	34,0	0,0	4,0	1,0	25,0	34,6	2,0	1,0	0,0	25,0	34,6	2,0	2,0	0,0
83	25/07/2013 18.00	27,0	34,0	-3,0	4,0	0,0	27,0	34,0	-1,0	4,0	1,0	27,0	34,6	1,0	1,0	0,0	27,0	34,6	1,0	2,0	0,0
84	31/07/2013 09.00	27,0	34,0	-2,0	5,0	0,0	27,0	34,0	-1,0	4,0	1,0	27,0	34,6	1,0	1,0	0,0	27,0	34,6	1,0	2,0	0,0
85	07/08/2013 09.00	29,0	34,0	-4,0	4,0	0,0	29,0	34,0	-1,0	4,0	1,0	29,0	34,6	1,0	1,0	1,0	29,0	34,6	1,0	1,0	0,0
86	13/08/2013 09.00	27,0	34,0	-4,0	3,0	1,0	27,0	34,0	-2,0	3,0	2,0	27,0	34,6	0,0	0,0	2,0	27,0	34,6	0,0	0,0	1,0
87	21/08/2013 07.30	23,0	34,0	-3,0	4,0	0,0	23,0	34,0	-1,0	6,0	2,0	23,0	34,6	2,0	2,0	1,0	23,0	34,6	1,0	3,0	1,0
88	28/08/2013 10.30	25,0	34,0	-1,0	3,0	2,0	25,0	34,0	0,0	3,0											

**Ubicazione** STAZIONE CHIAIA  
**Opera** \ \ I Ordine di Tiranti \ 13-  
**Tipo Strumento** Mire Ottiche  
**Data posa in opera** 15/07/2011  
**Data lettura di zero** 15/07/2011

**GRAFICO QUOTA**

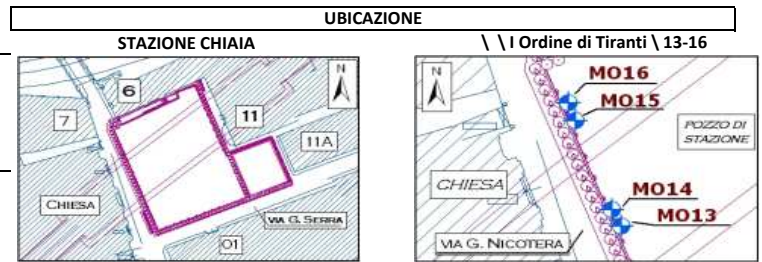


**GRAFICO ISOCRONE**

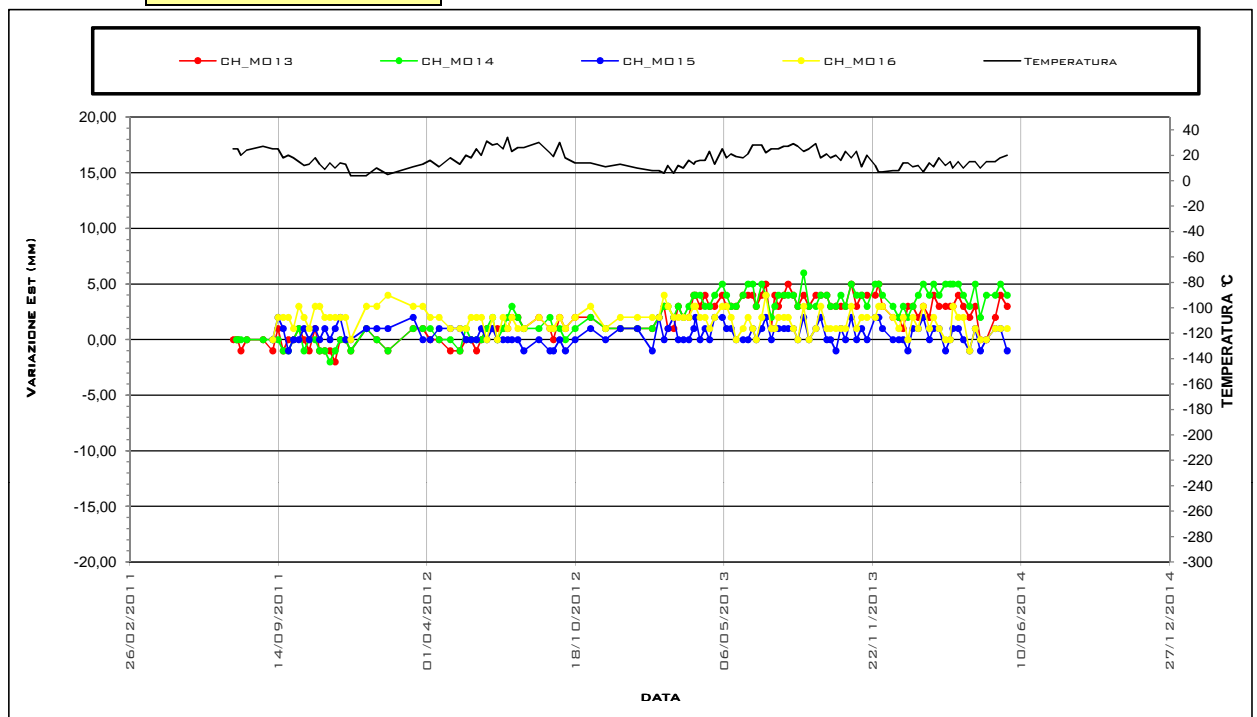




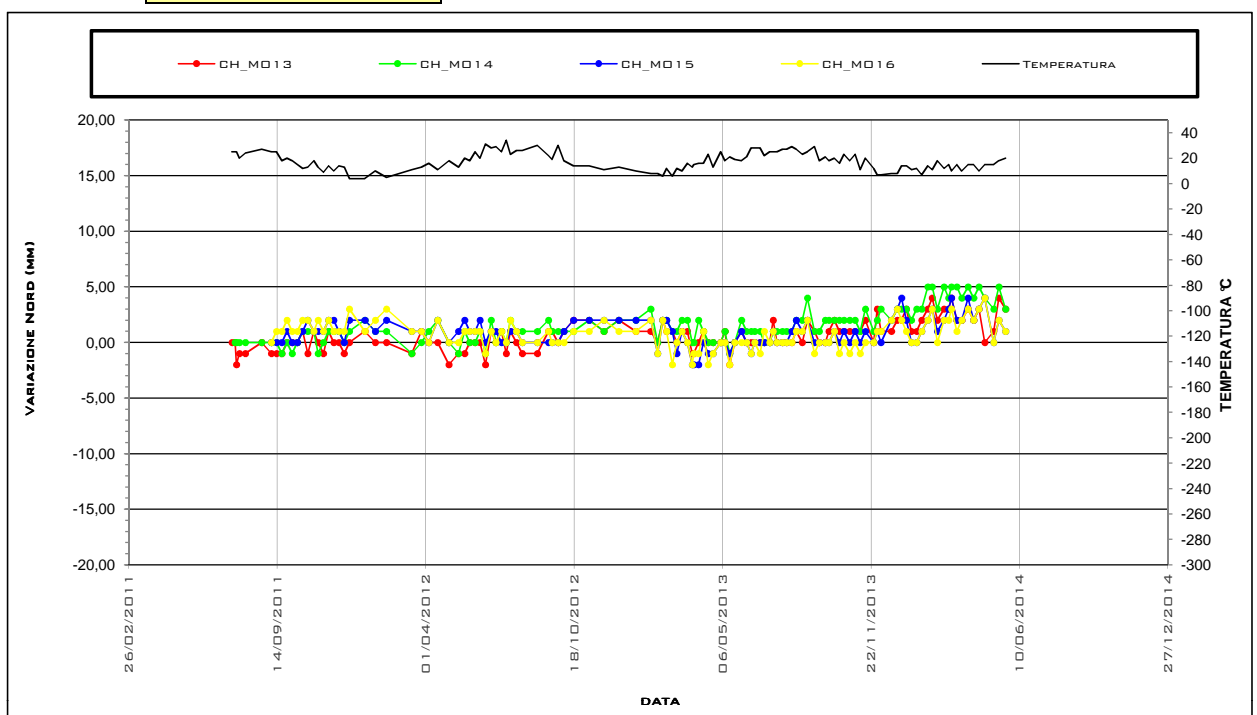
**Ubicazione** STAZIONE CHIAIA  
**Opera** \ \ I Ordine di Tiranti \ 13-  
**Tipo Strumento** Mire Ottiche  
**Data posa in opera** 15/07/2011  
**Data lettura di zero** 15/07/2011



**GRAFICO EST**



**GRAFICO NORD**



Ubicazione STAZIONE CHIAIA

Opera \ \ II Ordine di Tiranti \ 17-20

Tipo Strumento Mire Ottiche

Data posa in opera 17/04/2012

Data lettura di zero 17/04/2012

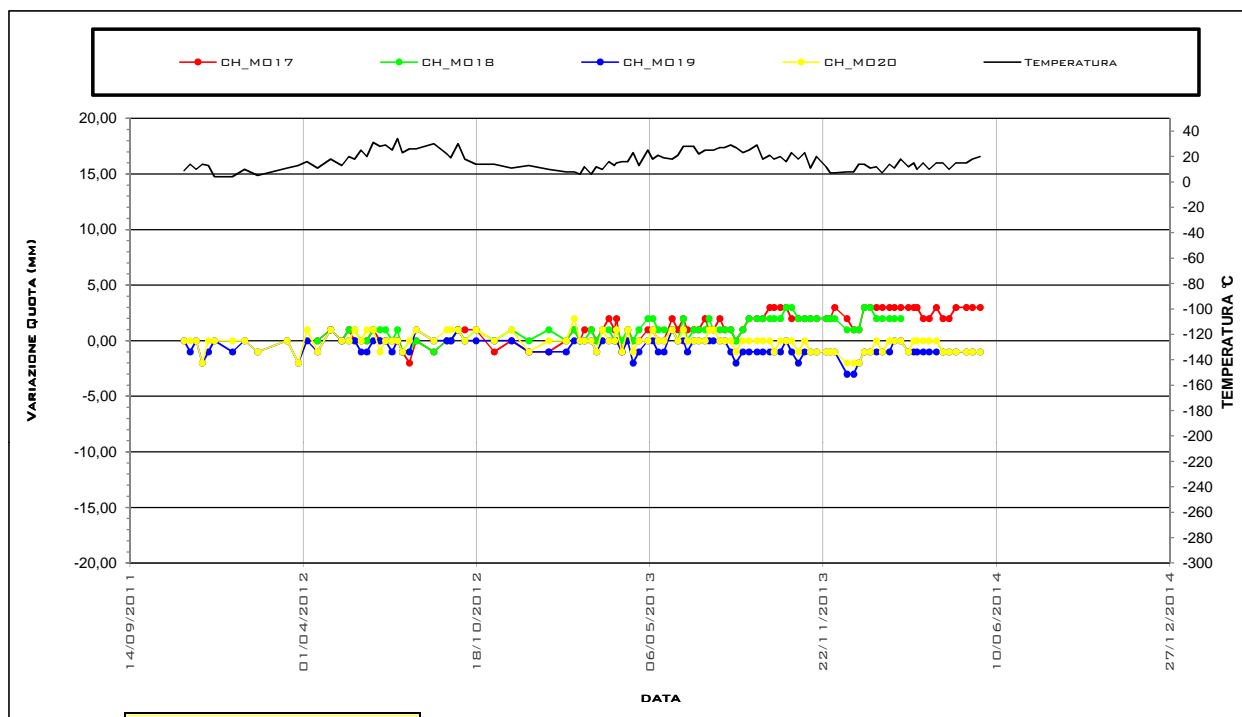
Ultima Misura 107 in data 22/05/2014

Lett. n°	DATA	CH_M017					CH_M018					CH_M019					CH_M020				
		Temp. Media [° C]	Quota [m]	Quota Spost. [mm]	Est Spost. [mm]	Nord Spost. [mm]	Temp. Media [° C]	Quota [m]	Quota Spost. [mm]	Est Spost. [mm]	Nord Spost. [mm]	Temp. Media [° C]	Quota [m]	Quota Spost. [mm]	Est Spost. [mm]	Nord Spost. [mm]	Temp. Media [° C]	Quota [m]	Quota Spost. [mm]	Est Spost. [mm]	Nord Spost. [mm]
17	23/05/2012 17.30	20,0	26,5	1,0	2,0	0,0	20,0	26,4	1,0	2,0	1,0	20,0	28,7	0,0	1,0	1,0	20,0	28,7	0,0	0,0	-1,0
18	30/05/2012 08.30	18,0	26,5	0,0	2,0	2,0	18,0	26,4	1,0	3,0	3,0	18,0	28,7	0,0	0,0	2,0	18,0	28,7	1,0	0,0	0,0
19	06/06/2012 16.30	25,0	26,5	0,0	0,0	2,0	25,0	26,4	0,0	2,0	2,0	25,0	28,7	-1,0	-1,0	2,0	25,0	28,7	0,0	-3,0	0,0
20	13/06/2012 08.30	20,0	26,5	0,0	2,0	2,0	20,0	26,4	0,0	3,0	1,0	20,0	28,7	-1,0	2,0	2,0	20,0	28,7	1,0	-1,0	0,0
21	20/06/2012 16.30	31,0	26,5	1,0	2,0	2,0	31,0	26,4	1,0	3,0	2,0	31,0	28,7	0,0	1,0	1,0	31,0	28,7	1,0	0,0	-1,0
22	28/06/2012 08.30	28,0	26,5	0,0	2,0	2,0	28,0	26,4	1,0	3,0	1,0	28,0	28,7	0,0	0,0	1,0	28,0	28,7	-1,0	0,0	0,0
23	04/07/2012 19.30	29,0	26,5	0,0	3,0	2,0	29,0	26,4	1,0	3,0	3,0	29,0	28,7	0,0	0,0	2,0	29,0	28,7	0,0	0,0	0,0
24	12/07/2012 08.30	25,0	26,5	0,0	2,0	2,0	25,0	26,4	0,0	4,0	2,0	25,0	28,7	-1,0	1,0	2,0	25,0	28,7	0,0	0,0	0,0
25	18/07/2012 16.30	34,0	26,5	0,0	1,0	1,0	34,0	26,4	1,0	2,0	1,0	34,0	28,7	0,0	1,0	0,0	34,0	28,7	0,0	0,0	-1,0
26	24/07/2012 09.00	23,0	26,5	-1,0	1,0	2,0	23,0	26,4	-1,0	2,0	2,0	23,0	28,7	-1,0	1,0	1,0	23,0	28,7	-1,0	0,0	-1,0
27	01/08/2012 09.00	26,0	26,5	-2,0	2,0	3,0	26,0	26,4	-1,0	2,0	2,0	26,0	28,7	-1,0	2,0	2,0	26,0	28,7	0,0	0,0	0,0
28	09/08/2012 08.30	26,0	26,5	0,0	1,0	1,0	26,0	26,4	0,0	2,0	2,0	26,0	28,7	1,0	0,0	1,0	26,0	28,7	1,0	-1,0	-1,0
29	29/08/2012 16.00	30,0	26,5	-1,0	2,0	1,0	30,0	26,4	-1,0	3,0	2,0	30,0	28,7	0,0	1,0	2,0	30,0	28,7	0,0	0,0	-1,0
30	13/09/2012 15.00	22,0	26,5	0,0	3,0	3,0	22,0	26,4	0,0	3,0	2,0	22,0	28,7	0,0	1,0	2,0	22,0	28,7	1,0	-1,0	0,0
31	18/09/2012 08.00	19,0	26,5	0,0	1,0	1,0	19,0	26,4	0,0	2,0	2,0	19,0	28,7	0,0	0,0	1,0	19,0	28,7	1,0	0,0	0,0
32	26/09/2012 15.00	30,0	26,5	1,0	0,0	1,0	30,0	26,4	1,0	1,0	1,0	30,0	28,7	1,0	-1,0	1,0	30,0	28,7	1,0	-1,0	0,0
33	04/10/2012 09.00	18,0	26,5	1,0	2,0	2,0	18,0	26,4	0,0	2,0	2,0	18,0	28,7	0,0	0,0	1,0	18,0	28,7	0,0	0,0	0,0
34	17/10/2012 08.30	14,0	26,5	1,0	1,0	1,0	14,0	26,4	1,0	2,0	2,0	14,0	28,7	0,0	-1,0	2,0	14,0	28,7	1,0	-2,0	0,0
35	07/11/2012 08.30	14,0	26,5	-1,0	1,0	1,0	14,0	26,4	0,0	1,0	2,0	14,0	28,7	0,0	1,0	1,0	14,0	28,7	0,0	-1,0	-1,0
36	27/11/2012 08.30	11,0	26,5	0,0	1,0	0,0	11,0	26,4	1,0	2,0	0,0	11,0	28,7	0,0	0,0	0,0	11,0	28,7	1,0	-3,0	-2,0
37	17/12/2012 08.30	13,0	26,5	-1,0	1,0	1,0	13,0	26,4	0,0	1,0	1,0	13,0	28,7	-1,0	0,0	1,0	13,0	28,7	-1,0	-1,0	0,0
38	09/01/2013 08.30	10,0	26,5	-1,0	1,0	1,0	10,0	26,4	1,0	1,0	1,0	10,0	28,7	-1,0	-1,0	1,0	10,0	28,7	0,0	-2,0	0,0
39	29/01/2013 08.30	8,0	26,5	0,0	0,0	0,0	8,0	26,4	0,0	1,0	1,0	8,0	28,7	-1,0	-1,0	1,0	8,0	28,7	0,0	-2,0	-1,0
40	07/02/2013 15.00	8,0	26,5	1,0	2,0	1,0	8,0	26,4	1,0	3,0	2,0	8,0	28,7	0,0	0,0	1,0	8,0	28,7	2,0	-2,0	-1,0
41	14/02/2013 08.30	6,0	26,5	0,0	1,0	0,0	6,0	26,4	0,0	2,0	0,0	6,0	28,7	0,0	-1,0	0,0	6,0	28,7	0,0	-2,0	-2,0
42	19/02/2013 15.30	12,0	26,5	1,0	-1,0	-1,0	12,0	26,4	0,0	0,0	0,0	12,0	28,7	0,0	-1,0	0,0	12,0	28,7	0,0	-3,0	-2,0
43	27/02/2013 08.30	6,0	26,5	1,0	1,0	1,0	6,0	26,4	1,0	1,0	0,0	6,0	28,7	0,0	0,0	0,0	6,0	28,7	0,0	-3,0	-2,0
44	05/03/2013 10.30	12,0	26,5	0,0	0,0	0,0	12,0	26,4	0,0	1,0	1,0	12,0	28,7	-1,0	0,0	1,0	12,0	28,7	-1,0	-1,0	-1,0
45	12/03/2013 08.30	10,0	26,5	1,0	1,0	2,0	10,0	26,4	1,0	1,0	1,0	10,0	28,7	0,0	-1,0	1,0	10,0	28,7	1,0	-2,0	-1,0
46	19/03/2013 16.00	16,0	26,5	2,0	1,0	-1,0	16,0	26,4	1,0	3,0	1,0	16,0	28,7	0,0	0,0	1,0	16,0	28,7	0,0	-1,0	0,0
47	26/03/2013 08.30	13,0	26,5	1,0	2,0	0,0	13,0	26,4	0,0	3,0	1,0	13,0	28,7	0,0	0,0	0,0	13,0	28,7	0,0	-1,0	-2,0
48	28/03/2013 11.00	15,0	26,5	2,0	1,0	0,0	15,0	26,4	1,0	2,0	1,0	15,0	28,7	0,0	-1,0	1,0	15,0	28,7	1,0	-1,0	-1,0
49	03/04/2013 17.30	16,0	26,5	-1,0	1,0	-1,0	16,0	26,4	0,0	0,0	0,0	16,0	28,7	-1,0	-1,0	1,0	16,0	28,7	-1,0	-2,0	-1,0
50	10/04/2013 10.30	16,0	26,5	1,0	1,0	1,0	16,0	26,4	1,0	2,0	1,0	16,0	28,7	0,0	0,0	2,0	16,0	28,7	1,0	-2,0	-1,0
51	16/04/2013 15.00	23,0	26,5	0,0	1,0	0,0	23,0	26,4	0,0	1,0	-1,0	23,0	28,7	-2,0	1,0	0,0	23,0	28,7	-1,0	-2,0	-2,0
52	23/04/2013 08.30	13,0	26,5	0,0	0,0	0,0	13,0	26,4	1,0	1,0	1,0	13,0	28,7	-1,0	0,0	1,0	13,0	28,7	0,0	-2,0	-1,0
53	03/05/2013 14.30	25,0	26,5	1,0	1,0	0,0	25,0	26,4	2,0	2,0	1,0	25,0	28,7	0,0	0,0	1,0	25,0	28,7	0,0	0,0	0,0
54	09/05/2013 08.30	18,0	26,5	1,0	2,0	1,0	18,0	26,4	2,0	1,0	1,0	18,0	28,7	0,0	-1,0	2,0	18,0	28,7	1,0	-3,0	-1,0
55	15/05/2013 14.30	21,0	26,5	0,0	0,0	-1,0	21,0	26,4	1,0	2,0	0,0	21,0	28,7	-1,0	2,0	1,0	21,0	28,7	0,0	0,0	-1,0
56	22/05/2013 08.30	19,0	26,5	0,0	2,0	-1,0	19,0	26,4	1,0	2,0	1,0	19,0	28,7	-1,0	1,0	0,0	19,0	28,7	0,0	-1,0	-2,0
57	31/05/2013 15.30	18,0	26,5	2,0	1,0	-1,0	18,0	26,4	1,0	2,0	-1,0	18,0	28,7	1,0	-1,0	0,0	18,0	28,7	1,0	-1,0	-2,0
58	07/06/2013 08.30	21,0	26,5	1,0	1,0	0,0	21,0	26,4	0,0	2,0	1,0	21,0	28,7	0,0	0,0	1,0	21,0	28,7	0,0	-2,0	-1,0
59	13/06/2013 14.30	28,0	26,5	2,0	2,0	0,0	28,0	26,4	2,0	3,0	0,0	28,0	28,7	0,0	1,0	1,0	28,0	28,7	1,0	1,0	-2,0
60	18/06/2013 09.00	28,0	26,5	1,0	1,0	1,0	28,0	26,4	0,0	2,0	1,0	28,0	28,7	-1,0	0,0	2,0	28,0	28,7	0,0	-1,0	-1,0
61	25/06/2013 18.00	28,0	26,5	1,0	1,0	0,0	28,0	26,4	1,0	3,0	1,0	28,0	28,7	0,0	1,0	1,0	28,0	28,7	0,0	0,0	-2,0
62	01/07/2013 07.30	22,0	26,5	1,0	1,0	0,0	22,0	26,4	1,0	2,0	1,0	22,0	28,7	0,0	1,0	0,0	22,0	28,7	0,0	-1,0	-1,0
63	08/07/2013 17.30	25,0	26,5	2,0	2,0	1,0	25,0	26,4	1,0	2,0	1,0	25,0	28,7	0,0	0,0	1,0	25,0	28,7	0,0	0,0	0,0
64	13/07/2013 07.30	25,0	26,5	1,0	1,0	1,0	25,0	26,4	2,0	2,0	2,0	25,0	28,7	0,0	-1,0	2,0	25,0	28,7	1,0	-2,0	-1,0
65	18/07/2013 07.30	25,0	26,5	1,0	1,0	1,0	25,0	26,4	1,0	2,0	1,0	25,0	28,7	0,0	0,0	1,0	25,0	28,7	1,0	-1,0	0,0
66	25/07/2013 18.00	27,0	26,5	2,0	0,0	0,0	27,0	26,4	1,0	1,0	1,0	27,0	28,7	0,0	0,0	2,0	27,0	28,7	0,0	0,0	0,0
67	31/07/2013 09.00	27,0	26,5	1,0	1,0	1,0	27,0	26,4	1,0	1,0	1,0	27,0	28,7	0,0	-1,0	1,0	27,0	28,7	0,0	-1,0	0,0
68	07/08/2013 09.00	29,0	26,5	1,0	1,0	2,0	29,0	26,4	1,0	1,0	2,0	29,0	28,7	-1,0	0,0	2,0	29,0	28,7	0,0	-1,0	0,0
69	13/08/2013 09.00	27,0	26,5	0,0	2,0	3,0	27,0	26,4	0,0	2,0	3,0	27,0	28,7	-2,0	1,0	2,0	27,0	28,7	-1,0	-1,0	0,0
70	21/08/2013 07.30	23,0	26,5	1,0	2,0	0,0	23,0	26,4	1,0	3,0	1,0	23,0	28,7	-1,0	1,0	1,0	23,0	28,7	0,0	0,0	0,0
71	28/08/2013 10.30	25,0	26,5	2,0	1,0	0,0	25,0	26,4	2,0	1,0,											

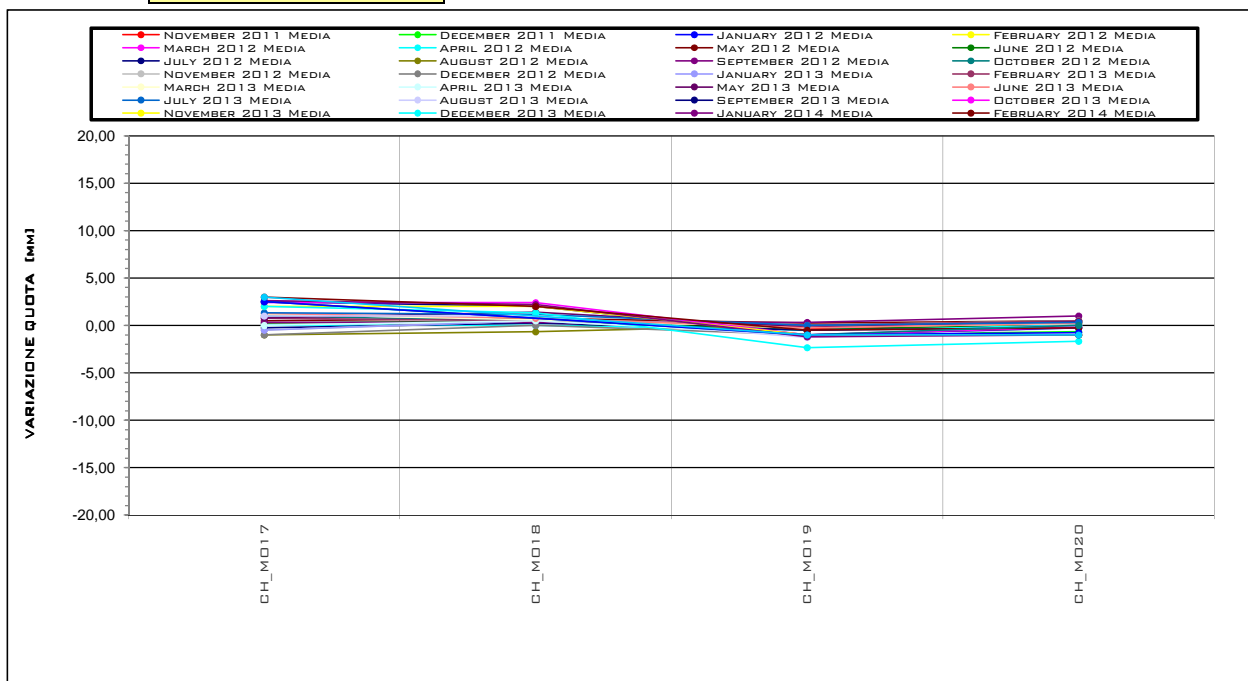


Ubicazione STAZIONE CHIAIA  
Opera \ Il Ordine di Tiranti \ 17-  
Tipo Strumento Mire Ottiche  
Data posa in opera 17/04/2012  
Data lettura di zero 17/04/2012

**GRAFICO QUOTA**



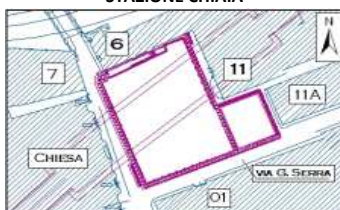
**GRAFICO ISOCRONE**



**Ubicazione** STAZIONE CHIAIA  
**Opera** \ Il Ordine di Tiranti \ 17-  
**Tipo Strumento** Mire Ottiche  
**Data posa in opera** 17/04/2012  
**Data lettura di zero** 17/04/2012

UBICAZIONE

STAZIONE CHIAIA



\ Il Ordine di Tiranti \ 17-20

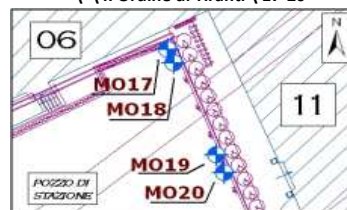


GRAFICO EST

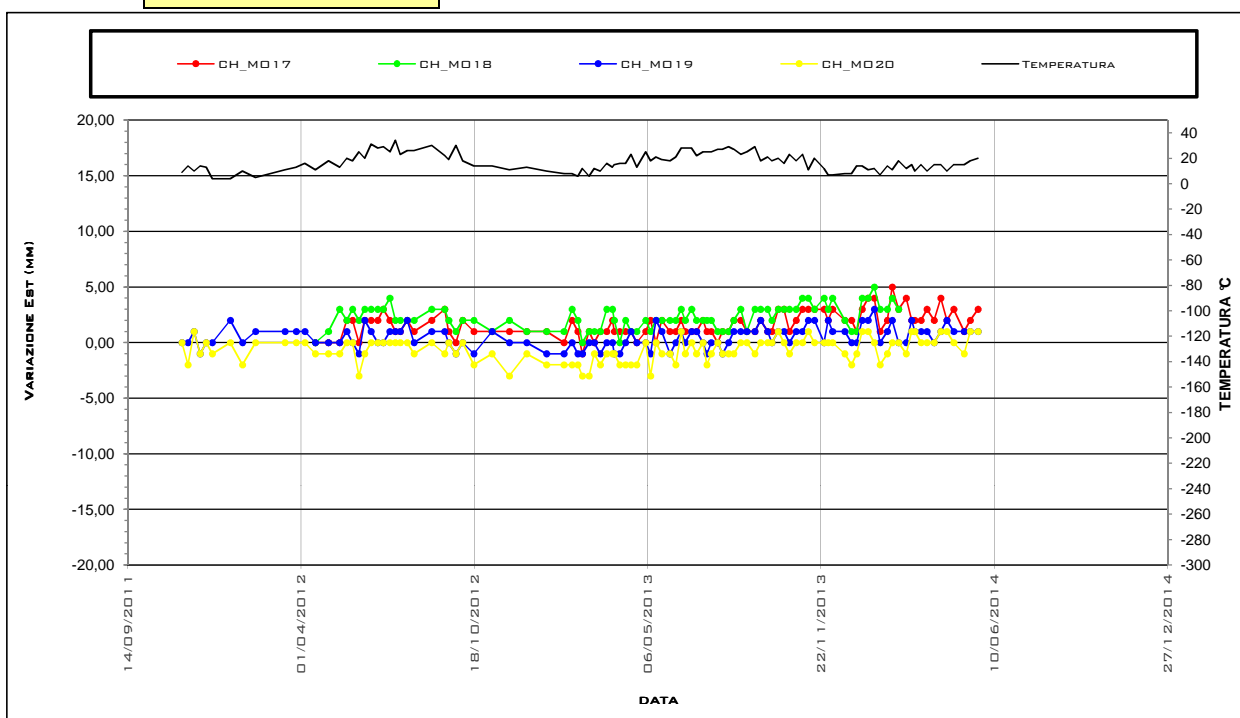
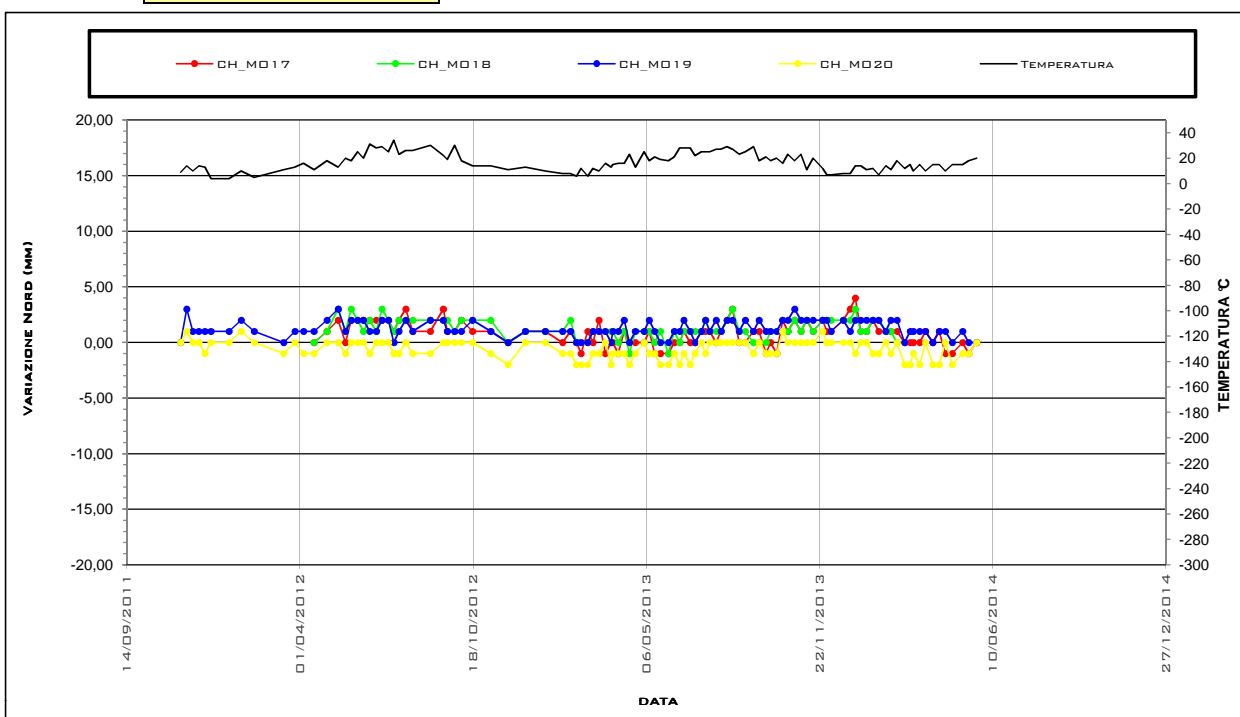


GRAFICO NORD



Ubicazione STAZIONE CHIAIA

Opera \ \ II Ordine di Tiranti \ 21-24

Tipo Strumento Mire Ottiche

Data posa in opera 02/08/2011

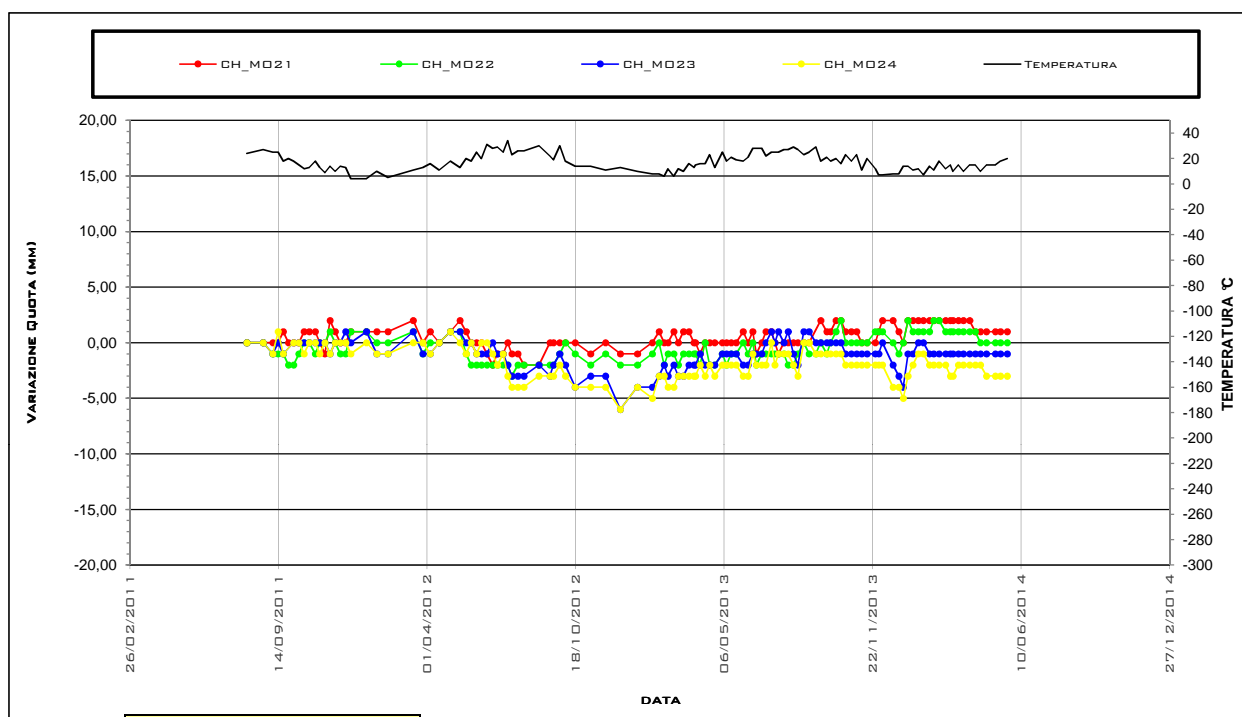
Data lettura di zero 02/08/2011

Ultima Misura 118 in data 22/05/2014

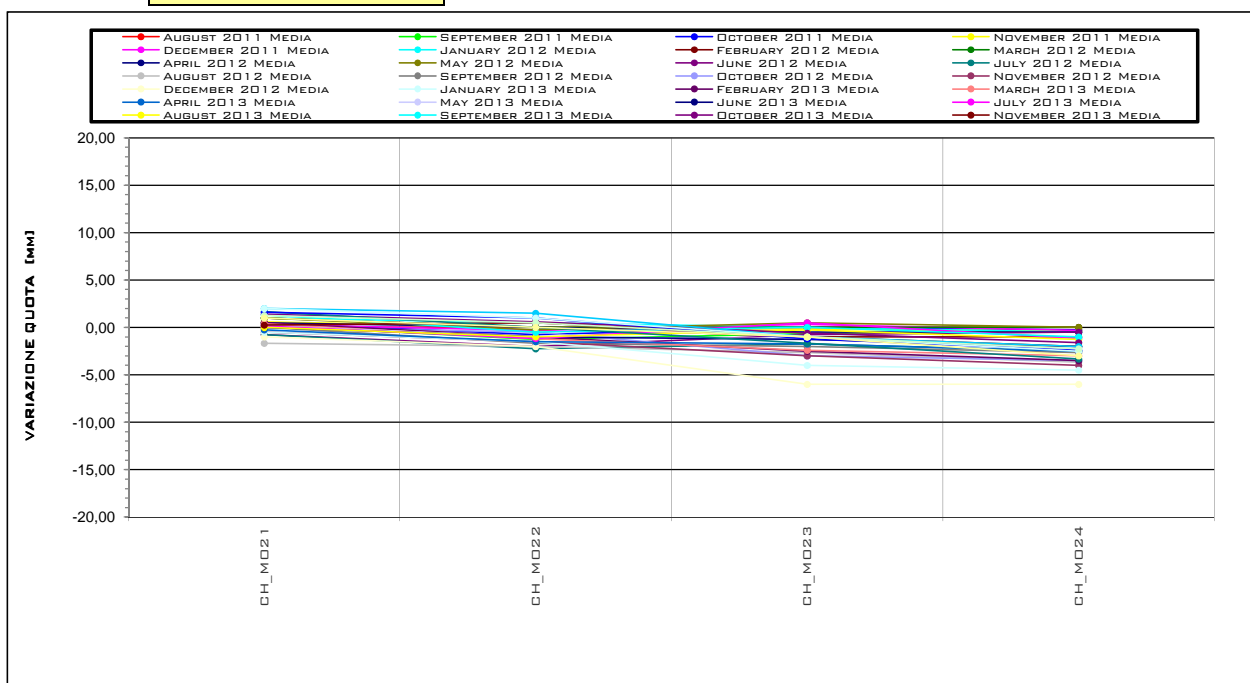
Lett. n°	DATA	CH_M021					CH_M022					CH_M023					CH_M024				
		Temp. Media [°C]	Quota [m]	Quota Spost. [mm]	Est. Spost. [mm]	Nord Spost. [mm]	Temp. Media [°C]	Quota [m]	Quota Spost. [mm]	Est. Spost. [mm]	Nord Spost. [mm]	Temp. Media [°C]	Quota [m]	Quota Spost. [mm]	Est. Spost. [mm]	Nord Spost. [mm]	Temp. Media [°C]	Quota [m]	Quota Spost. [mm]	Est. Spost. [mm]	Nord Spost. [mm]
28	23/05/2012 17.30	20,0	28,9	1,0	5,0	2,0	20,0	28,9	-1,0	3,0	2,0	20,0	28,8	0,0	-3,0	4,0	20,0	28,8	-1,0	-3,0	4,0
29	30/05/2012 08.30	18,0	28,9	0,0	1,0	2,0	18,0	28,9	-2,0	0,0	2,0	18,0	28,8	0,0	-4,0	4,0	18,0	28,8	0,0	-3,0	3,0
30	06/06/2012 16.30	25,0	28,9	0,0	-1,0	2,0	25,0	28,9	-2,0	0,0	2,0	25,0	28,8	-1,0	-4,0	5,0	25,0	28,8	-1,0	-4,0	4,0
31	13/06/2012 08.30	20,0	28,9	0,0	4,0	4,0	20,0	28,9	-2,0	3,0	5,0	20,0	28,8	-1,0	-4,0	5,0	20,0	28,8	0,0	-4,0	4,0
32	20/06/2012 16.30	31,0	28,9	-1,0	3,0	2,0	31,0	28,9	-2,0	1,0	2,0	31,0	28,8	-1,0	-4,0	3,0	31,0	28,8	0,0	-4,0	2,0
33	28/06/2012 08.30	28,0	28,9	-2,0	3,0	3,0	28,0	28,9	-2,0	2,0	4,0	28,0	28,8	0,0	-5,0	6,0	28,0	28,8	-1,0	-4,0	5,0
34	04/07/2012 19.30	29,0	28,9	-1,0	1,0	3,0	29,0	28,9	-2,0	-1,0	3,0	29,0	28,8	-1,0	-6,0	4,0	29,0	28,8	-2,0	-5,0	3,0
35	12/07/2012 08.30	25,0	28,9	-1,0	2,0	3,0	25,0	28,9	-2,0	0,0	4,0	25,0	28,8	-1,0	-4,0	6,0	25,0	28,8	-1,0	-3,0	6,0
36	18/07/2012 16.30	34,0	28,9	0,0	4,0	4,0	34,0	28,9	-2,0	3,0	4,0	34,0	28,8	-2,0	-4,0	5,0	34,0	28,8	-3,0	-4,0	5,0
37	24/07/2012 09.00	23,0	28,9	-1,0	3,0	1,0	23,0	28,9	-3,0	3,0	2,0	23,0	28,8	-3,0	-1,0	4,0	23,0	28,8	-4,0	-1,0	4,0
38	01/08/2012 09.00	26,0	28,9	-1,0	4,0	2,0	26,0	28,9	-2,0	4,0	3,0	26,0	28,8	-3,0	-1,0	4,0	26,0	28,8	-4,0	-1,0	3,0
39	09/08/2012 08.30	26,0	28,9	-2,0	2,0	2,0	26,0	28,9	-2,0	-1,0	3,0	26,0	28,8	-3,0	-5,0	7,0	26,0	28,8	-4,0	-4,0	6,0
40	29/08/2012 16.00	30,0	28,9	-2,0	3,0	2,0	30,0	28,9	-2,0	0,0	4,0	30,0	28,8	-2,0	-5,0	6,0	30,0	28,8	-3,0	-4,0	5,0
41	13/09/2012 15.00	22,0	28,9	0,0	3,0	4,0	22,0	28,9	-2,0	1,0	6,0	22,0	28,8	-3,0	-6,0	6,0	22,0	28,8	-3,0	-5,0	6,0
42	18/09/2012 08.00	19,0	28,9	0,0	5,0	5,0	19,0	28,9	-2,0	1,0	6,0	19,0	28,8	-2,0	-5,0	7,0	19,0	28,8	-3,0	-5,0	7,0
43	26/09/2012 15.00	30,0	28,9	0,0	2,0	5,0	30,0	28,9	-1,0	0,0	6,0	30,0	28,8	-1,0	-4,0	7,0	30,0	28,8	-2,0	-3,0	6,0
44	04/10/2012 09.00	18,0	28,9	0,0	2,0	4,0	18,0	28,9	0,0	-1,0	5,0	18,0	28,8	-2,0	-6,0	6,0	18,0	28,8	-3,0	-6,0	5,0
45	17/10/2012 08.30	14,0	28,9	0,0	2,0	5,0	14,0	28,9	-1,0	0,0	6,0	14,0	28,8	-4,0	-5,0	7,0	14,0	28,8	-4,0	-5,0	7,0
46	07/11/2012 08.30	14,0	28,9	-1,0	3,0	4,0	14,0	28,9	-2,0	1,0	5,0	14,0	28,8	-3,0	-4,0	8,0	14,0	28,8	-4,0	-3,0	7,0
47	27/11/2012 08.30	11,0	28,9	0,0	-2,0	2,0	11,0	28,9	-1,0	-3,0	3,0	11,0	28,8	-3,0	-5,0	8,0	11,0	28,8	-4,0	-5,0	8,0
48	17/12/2012 08.30	13,0	28,9	-1,0	1,0	5,0	13,0	28,9	-2,0	-1,0	5,0	13,0	28,8	-6,0	-6,0	8,0	13,0	28,8	-6,0	-5,0	7,0
49	09/01/2013 08.30	10,0	28,9	-1,0	-1,0	3,0	10,0	28,9	-2,0	-4,0	5,0	10,0	28,8	-4,0	-6,0	6,0	10,0	28,8	-4,0	-5,0	7,0
50	29/01/2013 08.30	8,0	28,9	0,0	1,0	4,0	8,0	28,9	-1,0	0,0	6,0	8,0	28,8	-4,0	-5,0	9,0	8,0	28,8	-5,0	-4,0	8,0
51	07/02/2013 05.00	8,0	28,9	1,0	0,0	5,0	8,0	28,9	0,0	-1,0	6,0	8,0	28,8	-3,0	-5,0	7,0	8,0	28,8	-3,0	-5,0	6,0
52	14/02/2013 08.30	6,0	28,9	0,0	0,0	3,0	6,0	28,9	-2,0	-2,0	4,0	6,0	28,8	-2,0	-5,0	9,0	6,0	28,8	-3,0	-4,0	9,0
53	19/02/2013 15.00	12,0	28,9	0,0	2,0	5,0	12,0	28,9	-1,0	1,0	6,0	12,0	28,8	-3,0	-5,0	8,0	12,0	28,8	-4,0	-5,0	7,0
54	27/02/2013 08.30	6,0	28,9	1,0	0,0	4,0	6,0	28,9	-1,0	-2,0	5,0	6,0	28,8	-2,0	-6,0	5,0	6,0	28,8	-4,0	-5,0	4,0
55	05/03/2013 10.30	12,0	28,9	0,0	2,0	6,0	12,0	28,9	-2,0	1,0	6,0	12,0	28,8	-3,0	-4,0	8,0	12,0	28,8	-3,0	-4,0	7,0
56	12/03/2013 08.30	10,0	28,9	1,0	3,0	5,0	10,0	28,9	-1,0	2,0	6,0	10,0	28,8	-3,0	-6,0	7,0	10,0	28,8	-3,0	-5,0	7,0
57	19/03/2013 16.00	16,0	28,9	1,0	4,0	7,0	16,0	28,9	-1,0	2,0	8,0	16,0	28,8	-2,0	-7,0	8,0	16,0	28,8	-3,0	-7,0	7,0
58	26/03/2013 08.30	13,0	28,9	0,0	1,0	4,0	13,0	28,9	-1,0	-1,0	5,0	13,0	28,8	-2,0	-5,0	5,0	13,0	28,8	-3,0	-4,0	5,0
59	28/03/2013 11.00	15,0	28,9	0,0	3,0	5,0	15,0	28,9	-1,0	1,0	7,0	15,0	28,8	-2,0	-5,0	6,0	15,0	28,8	-3,0	-5,0	5,0
60	03/04/2013 17.30	16,0	28,9	-1,0	2,0	6,0	16,0	28,9	-2,0	0,0	7,0	16,0	28,8	-1,0	-4,0	6,0	16,0	28,8	-2,0	-4,0	6,0
61	10/04/2013 10.30	16,0	28,9	0,0	2,0	6,0	16,0	28,9	0,0	0,0	7,0	16,0	28,8	-2,0	-4,0	8,0	16,0	28,8	-3,0	-5,0	6,0
62	16/04/2013 15.00	23,0	28,9	0,0	6,0	5,0	23,0	28,9	-2,0	3,0	7,0	23,0	28,8	-2,0	-6,0	6,0	23,0	28,8	-2,0	-5,0	4,0
63	23/04/2013 08.30	13,0	28,9	0,0	3,0	8,0	13,0	28,9	-2,0	3,0	7,0	13,0	28,8	-2,0	-5,0	6,0	13,0	28,8	-3,0	-5,0	5,0
64	03/05/2013 14.30	25,0	28,9	0,0	7,0	7,0	25,0	28,9	-1,0	5,0	7,0	25,0	28,8	-1,0	-4,0	7,0	25,0	28,8	-2,0	-4,0	6,0
65	09/05/2013 08.30	18,0	28,9	0,0	3,0	7,0	18,0	28,9	-2,0	2,0	8,0	18,0	28,8	-1,0	-4,0	8,0	18,0	28,8	-2,0	-5,0	7,0
66	15/05/2013 14.30	21,0	28,9	0,0	6,0	6,0	21,0	28,9	-1,0	4,0	6,0	21,0	28,8	-1,0	-7,0	3,0	21,0	28,8	-2,0	-6,0	3,0
67	22/05/2013 08.30	19,0	28,9	0,0	5,0	6,0	19,0	28,9	-1,0	3,0	7,0	19,0	28,8	-1,0	-6,0	6,0	19,0	28,8	-2,0	-6,0	6,0
68	31/05/2013 15.30	18,0	28,9	1,0	3,0	4,0	18,0	28,9	0,0	2,0	5,0	18,0	28,8	-2,0	-5,0	9,0	18,0	28,8	-3,0	-5,0	7,0
69	07/06/2013 08.30	21,0	28,9	0,0	5,0	6,0	21,0	28,9	-1,0	3,0	7,0	21,0	28,8	-2,0	-6,0	7,0	21,0	28,8	-3,0	-6,0	6,0
70	13/06/2013 14.30	28,0	28,9	1,0	7,0	6,0	28,0	28,9	0,0	5,0	7,0	28,0	28,8	-1,0	-4,0	7,0	28,0	28,8	-1,0	-4,0	5,0
71	18/06/2013 09.00	28,0	28,9	-1,0	5,0	7,0	28,0	28,9	-2,0	4,0	8,0	28,0	28,8	-1,0	-6,0	8,0	28,0	28,8	-2,0	-5,0	7,0
72	25/06/2013 18.00	28,0	28,9	0,0	7,0	6,0	28,0	28,9	-1,0	6,0	6,0	28,0	28,8	-1,0	-6,0	7,0	28,0	28,8	-2,0	-5,0	6,0
73	01/07/2013 07.30	22,0	28,9	1,0	7,0	7,0	22,0	28,9	-1,0	6,0	8,0	22,0	28,8	0,0	-6,0	5,0	22,0	28,8	-2,0	-6,0	5,0
74	08/07/2013 17.30	25,0	28,9	1,0	5,0	7,0	25,0	28,9	-1,0	5,0	8,0	25,0	28,8	1,0	-9,0	5,0	25,0	28,8	0,0	-9,0	4,0
75	13/07/2013 07.30	25,0	28,9	0,0	6,0	8,0	25,0	28,9	-1,0	5,0	9,0	25,0	28,8	0,0	-8,0	7,0	25,0	28,8	-2,0	-8,0	5,0
76	18/07/2013 07.30	25,0	28,9	-1,0	7,0	8,0	25,0	28,9	-1,0	5,0	8,0	25,0	28,8	1,0	-7,0	6,0	25,0	28,8	-1,0	-8,0	5,0
77	25/07/2013 18.00	27,0	28,9	0,0	8,0	9,0	27,0	28,9	-1,0	6,0	9,0	27,0	28,8	0,0	-7,0	6,0	27,0	28,8	-1,0	-7,0	5,0
78	31/07/2013 09.00	27,0	28,9	0,0	6,0	9,0	27,0	28,9	-2,0	6,0	9,0	27,0	28,8	1,0	-6,0	8,0	27,0	28,8	-1,0	-6,0	7,0
79	07/08/2013 09.00	29,0	28,9	0,0	7,0	7,0	29,0	28,9	-2,0	6,0	7,0	29,0	28,8	-1,0	-6,0	7,0	29,0	28,8	-2,0	-6,0	5,0
80	13/08/2013 09.00	27,0	28,9	0,0	8,0	6,0	27,0	28,9	-1,0	7,0	6,0	27,0	28,8	-2,0	-6,0	6,0	27,0	28,8	-3,0	-6,0	4,0
81	21/08/2013 07.30	23,0	28,9	0,0	10,0	8,0	23,0	28,9	0,0	8,0	9,0	23,0	28,8	1,0	-7,0	7,0	23,0	28,8	0,0	-7,0	6,0
82	28/08/2013 10.30	25,0	28,9	0,0	10,0	8,0	25,0	28,9	-1,0	7,0	9,0	25,0	28,8	1,0	-8,0	10,0	25,0	28,8	0,0	-9,0	8,0
83	06/09/2013 17.30						29,0	28,9	-1,0	5,0	10,0	29,0	28,8	0,0	-8,0	8,0	29,0	28,8	-1,0	-8,0	5,0
84	13/09/2013 07.30	18,0	28,9	2,0	8,0	8,0															

Ubicazione STAZIONE CHIAIA  
Opera \ \ Il Ordine di Tiranti \ 21-  
Tipo Strumento Mire Ottiche  
Data posa in opera 02/08/2011  
Data lettura di zero 02/08/2011

**GRAFICO QUOTA**



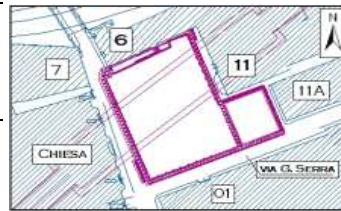
**GRAFICO ISOCRONE**



**Ubicazione** STAZIONE CHIAIA  
**Opera** \ Il Ordine di Tiranti \ 21-  
**Tipo Strumento** Mire Ottiche  
**Data posa in opera** 02/08/2011  
**Data lettura di zero** 02/08/2011

UBICAZIONE

STAZIONE CHIAIA



\ Il Ordine di Tiranti \ 21-24

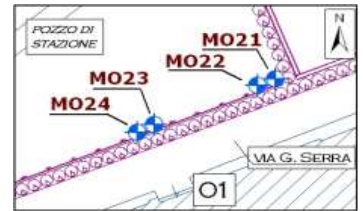


GRAFICO EST

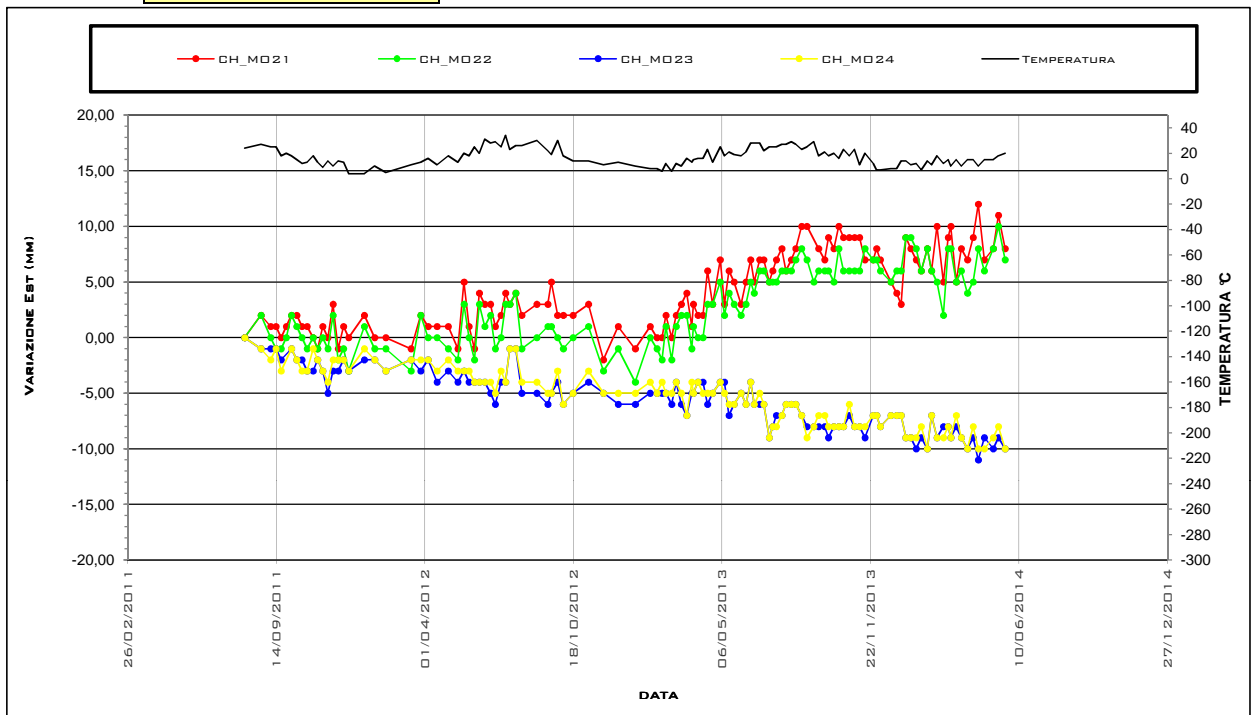
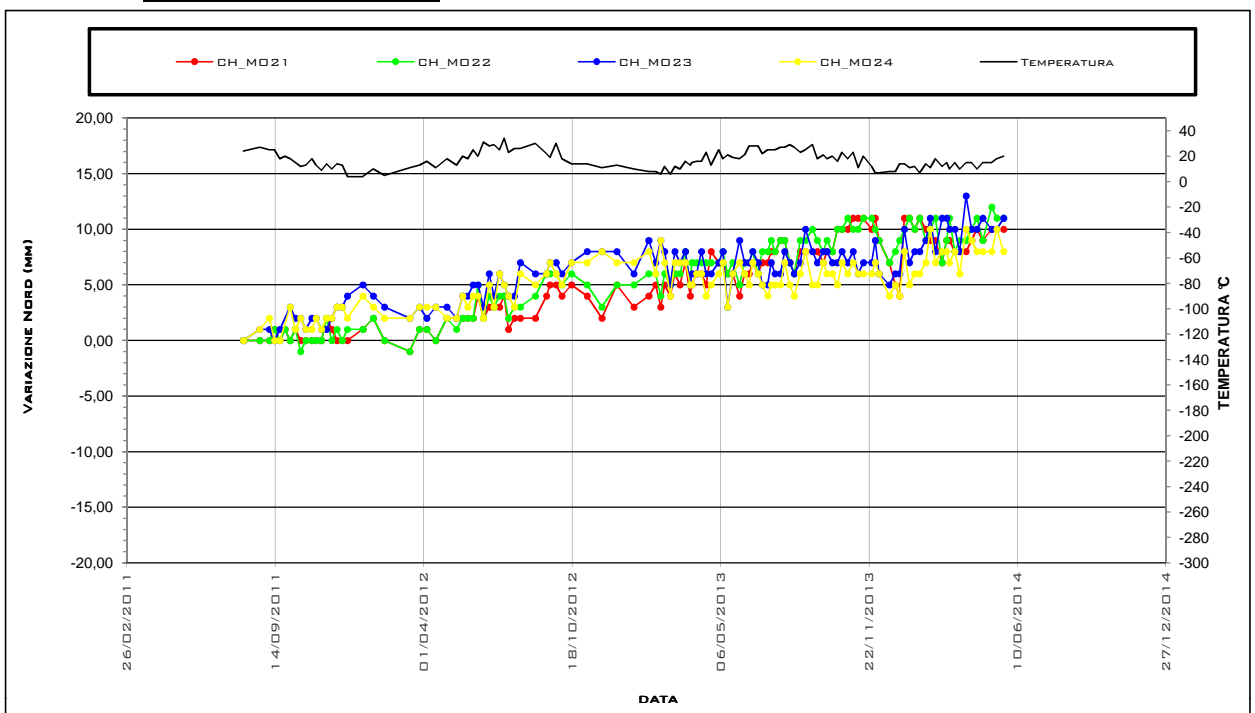


GRAFICO NORD



Ubicazione STAZIONE CHIAIA

Opera \ \ II Ordine di Tiranti \ 25-28

Tipo Strumento Mire Ottiche

Data posa in opera 25/07/2011

Data lettura di zero 25/07/2011

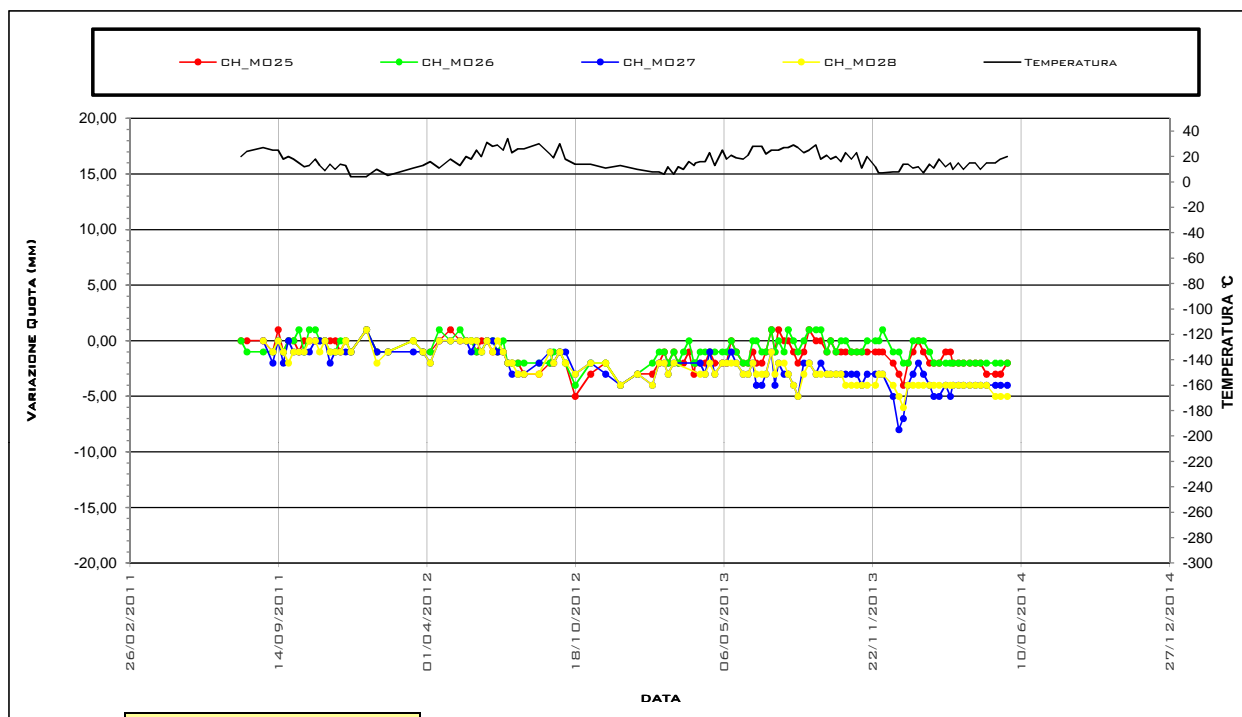
Ultima Misura 120 in data 22/05/2014

Lett. n°	DATA	CH_M025					CH_M026					CH_M027					CH_M028				
		Temp. Media[°C]	Quota [m]	Quota Spost. [mm]	Est. Spost. [mm]	Nord Spost. [mm]	Temp. Media[°C]	Quota [m]	Quota Spost. [mm]	Est. Spost. [mm]	Nord Spost. [mm]	Temp. Media[°C]	Quota [m]	Quota Spost. [mm]	Est. Spost. [mm]	Nord Spost. [mm]	Temp. Media[°C]	Quota [m]	Quota Spost. [mm]	Est. Spost. [mm]	Nord Spost. [mm]
30	23/05/2012 17.30	20,0	29,9	0,0	1,0	4,0	20,0	30,0	0,0	0,0	3,0	20,0	29,8	0,0	0,0	0,0	20,0	29,8	0,0	0,0	0,0
31	30/05/2012 08.30	18,0	29,9	0,0	0,0	4,0	18,0	30,0	0,0	0,0	2,0	18,0	29,8	-1,0	0,0	0,0	18,0	29,8	0,0	0,0	0,0
32	06/06/2012 16.30	25,0	29,9	-1,0	0,0	5,0	25,0	30,0	-1,0	-1,0	2,0	25,0	29,8	0,0	1,0	1,0	25,0	29,8	0,0	1,0	0,0
33	13/06/2012 08.30	20,0	29,9	0,0	0,0	5,0	20,0	30,0	-1,0	-1,0	4,0	20,0	29,8	-1,0	0,0	0,0	20,0	29,8	-1,0	0,0	0,0
34	20/06/2012 16.30	31,0	29,9	0,0	0,0	3,0	31,0	30,0	0,0	-1,0	2,0	31,0	29,8	0,0	1,0	-2,0	31,0	29,8	0,0	1,0	-1,0
35	28/06/2012 08.30	28,0	29,9	-1,0	0,0	6,0	28,0	30,0	0,0	-1,0	5,0	28,0	29,8	0,0	1,0	1,0	28,0	29,8	-1,0	1,0	1,0
36	04/07/2012 19.30	29,0	29,9	-1,0	-2,0	4,0	29,0	30,0	-1,0	-4,0	3,0	29,0	29,8	-1,0	-1,0	0,0	29,0	29,8	0,0	0,0	0,0
37	12/07/2012 08.30	25,0	29,9	-1,0	1,0	6,0	25,0	30,0	0,0	0,0	4,0	25,0	29,8	-1,0	1,0	0,0	25,0	29,8	-1,0	0,0	1,0
38	18/07/2012 16.30	34,0	29,9	-2,0	0,0	6,0	34,0	30,0	-2,0	-2,0	5,0	34,0	29,8	-2,0	1,0	0,0	34,0	29,8	-2,0	2,0	-1,0
39	24/07/2012 09.00	23,0	29,9	-2,0	2,0	4,0	23,0	30,0	-2,0	1,0	2,0	23,0	29,8	-3,0	1,0	0,0	23,0	29,8	-2,0	2,0	-1,0
40	01/08/2012 09.00	26,0	29,9	-2,0	1,0	3,0	26,0	30,0	-2,0	0,0	3,0	26,0	29,8	-3,0	1,0	0,0	26,0	29,8	-3,0	2,0	0,0
41	09/08/2012 08.30	26,0	29,9	-3,0	-1,0	7,0	26,0	30,0	-2,0	-1,0	5,0	26,0	29,8	-3,0	0,0	1,0	26,0	29,8	-3,0	1,0	1,0
42	29/08/2012 16.00	30,0	29,9	-3,0	0,0	5,0	30,0	30,0	-2,0	-2,0	4,0	30,0	29,8	-2,0	1,0	0,0	30,0	29,8	-3,0	2,0	0,0
43	13/09/2012 15.00	22,0	29,9	-2,0	-2,0	7,0	22,0	30,0	-2,0	-2,0	5,0	22,0	29,8	-1,0	1,0	1,0	22,0	29,8	-1,0	0,0	2,0
44	18/09/2012 08.00	19,0	29,9	-2,0	-1,0	7,0	19,0	30,0	-1,0	-1,0	5,0	19,0	29,8	-2,0	0,0	0,0	19,0	29,8	-2,0	1,0	1,0
45	26/09/2012 15.00	30,0	29,9	-1,0	0,0	6,0	30,0	30,0	-1,0	-2,0	4,0	30,0	29,8	-1,0	1,0	1,0	30,0	29,8	-1,0	0,0	1,0
46	04/10/2012 09.00	18,0	29,9	-2,0	-2,0	7,0	18,0	30,0	-2,0	-3,0	5,0	18,0	29,8	-1,0	0,0	2,0	18,0	29,8	-2,0	0,0	1,0
47	17/10/2012 08.30	14,0	29,9	-5,0	0,0	6,0	14,0	30,0	-4,0	-2,0	6,0	14,0	29,8	-3,0	1,0	2,0	14,0	29,8	-3,0	1,0	1,0
48	07/11/2012 08.30	14,0	29,9	-3,0	-1,0	7,0	14,0	30,0	-2,0	-1,0	7,0	14,0	29,8	-2,0	2,0	3,0	14,0	29,8	-2,0	1,0	2,0
49	27/11/2012 08.30	11,0	29,9	-2,0	-1,0	8,0	11,0	30,0	-2,0	-2,0	6,0	11,0	29,8	-3,0	1,0	1,0	11,0	29,8	-2,0	1,0	1,0
50	17/12/2012 08.30	13,0	29,9	-4,0	-2,0	7,0	13,0	30,0	-4,0	-2,0	6,0	13,0	29,8	-4,0	1,0	2,0	13,0	29,8	-4,0	0,0	1,0
51	09/01/2013 08.30	10,0	29,9	-3,0	-1,0	8,0	10,0	30,0	-3,0	-2,0	5,0	10,0	29,8	-3,0	1,0	1,0	10,0	29,8	-3,0	0,0	1,0
52	29/01/2013 08.30	8,0	29,9	-3,0	-1,0	8,0	8,0	30,0	-2,0	-3,0	5,0	8,0	29,8	-4,0	0,0	2,0	8,0	29,8	-4,0	1,0	2,0
53	07/02/2013 15.00	8,0	29,9	-2,0	0,0	6,0	8,0	30,0	-1,0	-1,0	5,0	8,0	29,8	-2,0	0,0	0,0	8,0	29,8	-2,0	1,0	0,0
54	14/02/2013 08.30	6,0	29,9	-1,0	-1,0	8,0	6,0	30,0	-1,0	0,0	8,0	6,0	29,8	-2,0	1,0	1,0	6,0	29,8	-2,0	2,0	3,0
55	19/02/2013 15.30	12,0	29,9	-2,0	0,0	8,0	12,0	30,0	-2,0	-1,0	6,0	12,0	29,8	-3,0	1,0	1,0	12,0	29,8	-3,0	1,0	1,0
56	27/02/2013 08.30	6,0	29,9	-1,0	-2,0	5,0	6,0	30,0	-1,0	-3,0	4,0	6,0	29,8	-2,0	-1,0	0,0	6,0	29,8	-2,0	0,0	0,0
57	05/03/2013 10.30	12,0	29,9	-2,0	0,0	7,0	12,0	30,0	-2,0	0,0	6,0										
58	12/03/2013 08.30	10,0	29,9	-2,0	-2,0	7,0	10,0	30,0	-1,0	-2,0	5,0										
59	19/03/2013 16.00	16,0	29,9	-1,0	-1,0	7,0	16,0	30,0	0,0	-2,0	5,0										
60	26/03/2013 08.30	13,0	29,9	-3,0	-1,0	4,0	13,0	30,0	-2,0	-1,0	3,0										
61	28/03/2013 11.00	15,0	29,9	-2,0	0,0	6,0	15,0	30,0	-2,0	-1,0	3,0										
62	03/04/2013 17.30	16,0	29,9	-2,0	0,0	5,0	16,0	30,0	-1,0	-1,0	5,0	16,0	29,8	-2,0	2,0	0,0	16,0	29,8	-3,0	3,0	1,0
63	10/04/2013 10.30	16,0	29,9	-2,0	-2,0	5,0	16,0	30,0	-1,0	-2,0	5,0	16,0	29,8	-3,0	1,0	0,0	16,0	29,8	-3,0	3,0	0,0
64	16/04/2013 15.00	23,0	29,9	-1,0	-1,0	4,0	23,0	30,0	-1,0	-2,0	3,0	23,0	29,8	-1,0	1,0	-1,0	23,0	29,8	-2,0	2,0	0,0
65	23/04/2013 08.30	13,0	29,9	-2,0	0,0	5,0	13,0	30,0	-1,0	-1,0	4,0	13,0	29,8	-3,0	2,0	-1,0	13,0	29,8	-3,0	3,0	0,0
66	03/05/2013 14.30	25,0	29,9	-2,0	-1,0	5,0	25,0	30,0	-1,0	0,0	5,0	25,0	29,8	-2,0	3,0	1,0	25,0	29,8	-2,0	4,0	0,0
67	09/05/2013 08.30	18,0	29,9	-2,0	0,0	5,0	18,0	30,0	-1,0	-1,0	4,0	18,0	29,8	-2,0	3,0	-1,0	18,0	29,8	-2,0	3,0	0,0
68	15/05/2013 14.30	21,0	29,9	0,0	-2,0	3,0	21,0	30,0	0,0	-3,0	2,0	21,0	29,8	-1,0	1,0	-1,0	21,0	29,8	-2,0	1,0	-2,0
69	22/05/2013 08.30	19,0	29,9	-1,0	-2,0	6,0	19,0	30,0	-1,0	-3,0	4,0	19,0	29,8	-2,0	1,0	0,0	19,0	29,8	-2,0	1,0	0,0
70	31/05/2013 15.30	18,0	29,9	-2,0	0,0	7,0	18,0	30,0	-2,0	-2,0	4,0	18,0	29,8	-3,0	2,0	0,0	18,0	29,8	-3,0	3,0	1,0
71	07/06/2013 08.30	21,0	29,9	-2,0	-2,0	6,0	21,0	30,0	-2,0	-2,0	4,0	21,0	29,8	-3,0	2,0	0,0	21,0	29,8	-3,0	2,0	1,0
72	13/06/2013 14.30	28,0	29,9	-1,0	0,0	5,0	28,0	30,0	0,0	-1,0	4,0	28,0	29,8	-2,0	4,0	0,0	28,0	29,8	-2,0	4,0	-1,0
73	18/06/2013 09.00	28,0	29,9	-2,0	-2,0	6,0	28,0	30,0	0,0	-2,0	5,0	28,0	29,8	-4,0	2,0	0,0	28,0	29,8	-3,0	3,0	1,0
74	25/06/2013 18.00	28,0	29,9	-2,0	-2,0	6,0	28,0	30,0	-1,0	-3,0	4,0	28,0	29,8	-4,0	2,0	0,0	28,0	29,8	-3,0	3,0	0,0
75	01/07/2013 07.30	22,0	29,9	-1,0	-3,0	5,0	22,0	30,0	-1,0	-4,0	4,0	22,0	29,8	-3,0	2,0	0,0	22,0	29,8	-3,0	3,0	0,0
76	08/07/2013 17.30	25,0	29,9	1,0	-5,0	5,0	25,0	30,0	1,0	-6,0	4,0	25,0	29,8	-1,0	0,0	0,0	25,0	29,8	-1,0	1,0	1,0
77	13/07/2013 07.30	25,0	29,9	-1,0	-3,0	6,0	25,0	30,0	-1,0	-5,0	5,0	25,0	29,8	-4,0	1,0	1,0	25,0	29,8	-4,0	2,0	2,0
78	18/07/2013 07.30	25,0	29,9	1,0	-3,0	6,0	25,0	30,0	0,0	-5,0	3,0	25,0	29,8	-2,0	3,0	0,0	25,0	29,8	-2,0	3,0	1,0
79	25/07/2013 18.00	27,0	29,9	0,0	-3,0	7,0	27,0	30,0	-1,0	-4,0	4,0	27,0	29,8	-3,0	2,0	0,0	27,0	29,8	-2,0	2,0	1,0
80	31/07/2013 09.00	27,0	29,9	0,0	-2,0	6,0	27,0	30,0	1,0	-3,0	5,0	27,0	29,8	-3,0	3,0	1,0	27,0	29,8	-3,0	4,0	0,0
81	07/08/2013 09.00	29,0	29,9	-1,0	-2,0	5,0	29,0	30,0	0,0	-3,0	4,0	29,0	29,8	-4,0	3,0	1,0	29,0	29,8	-4,0	4,0	0,0
82	13/08/2013 09.00	27,0	29,9	-2,0	-3,0	4,0	27,0	30,0	-1,0	-4,0	3,0	27,0	29,8	-5,0	2,0	1,0	27,0	29,8	-5,0	3,0	1,0
83	21/08/2013 07.30	23,0	29,9	-1,0	-4,0	6,0	23,0	30,0	0,0	-3,0	5,0	23,0	29,8	-2,0	3,0	1,0	23,0	29,8	-3,0	2,0	1,0
84	28/08/2013 10.30	25,0	29,9	1,0	-5,0	9,0	25,0	30,0	1,0	-5,0	7,0	25,0	29,8	-2,0	0,0	3,0	25,0	29,8	-2,0	2,0	3,0
85	06/09/2013 17.30	29,0	29,9	0,0	-5,0	6,0	29,0	30,0	1,0	-4,0	5,0	29,0	29,8	-3,0	2,0	0,0	29,0	29,8	-3,0	2,0	1,0
86	13/09/2013 07.30	18,0	29,9	0,0	-3,0	6,0	18,0	30,0	1,0	-4,0	5,0	18,0	29,8	-2,0	3,0	1,0	18,0	29,8	-3,0	3,0	1,0
87	21/09/2013 09.30	21,0	29,9	-1,0	-4,0	7,0	21,0	30,0	-1,0	-4,0	6,0	21,0	29,8	-3,0	2,0	2,0					

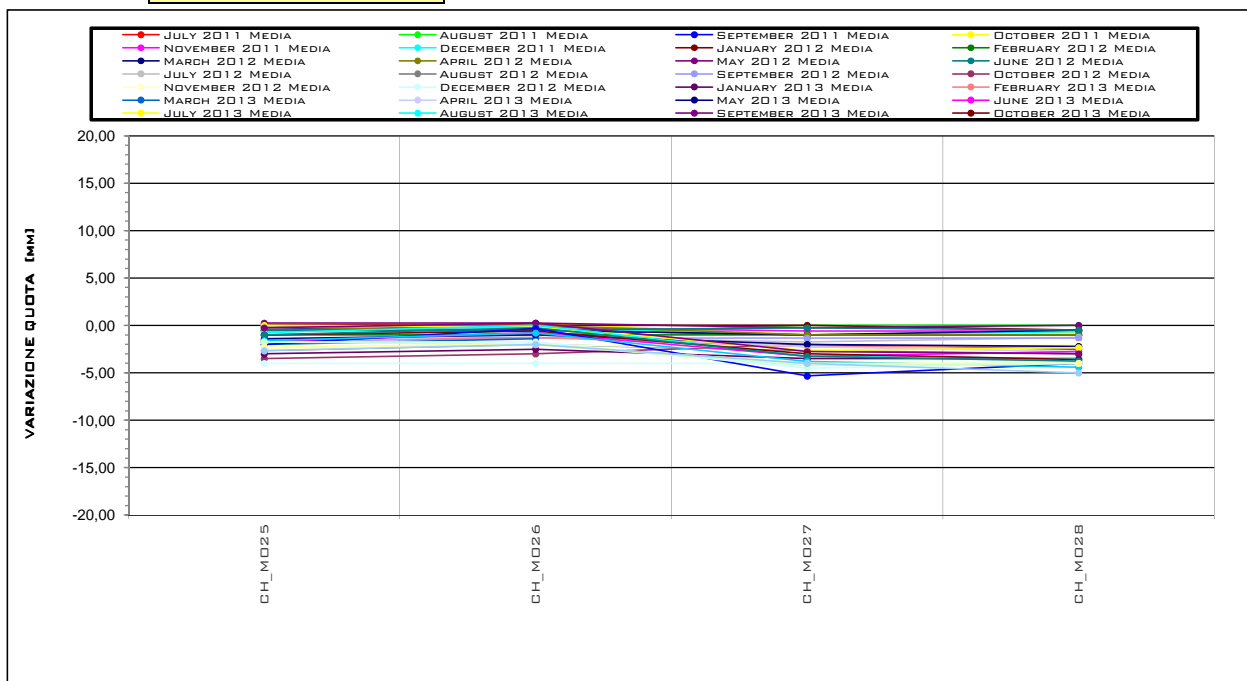


Ubicazione STAZIONE CHIAIA  
Opera \ \ Il Ordine di Tiranti \ 25-  
Tipo Strumento Mire Ottiche  
Data posa in opera 25/07/2011  
Data lettura di zero 25/07/2011

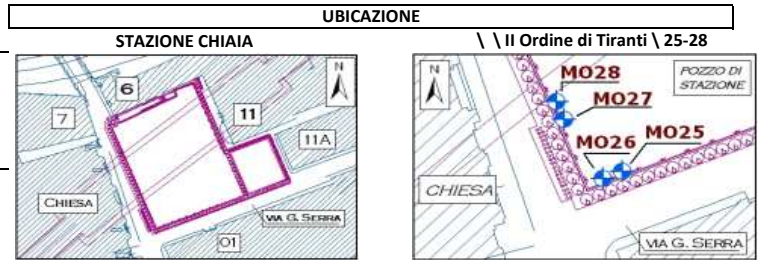
**GRAFICO QUOTA**



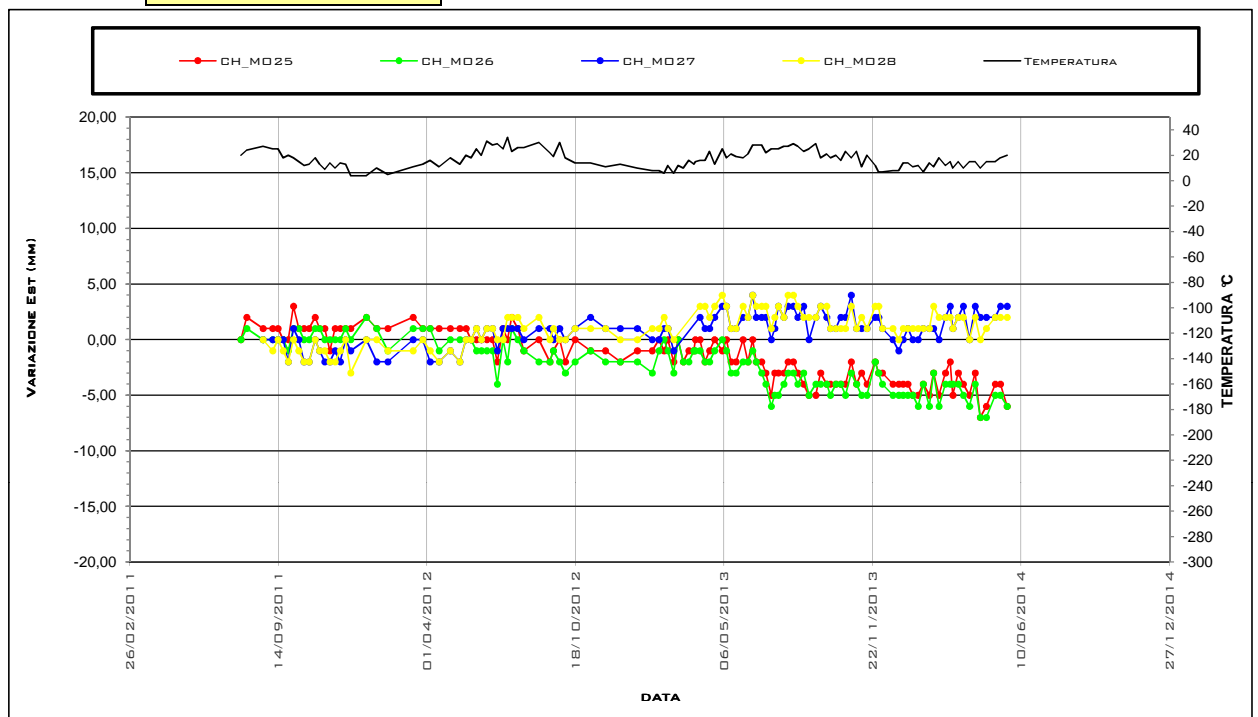
**GRAFICO ISOCRONE**



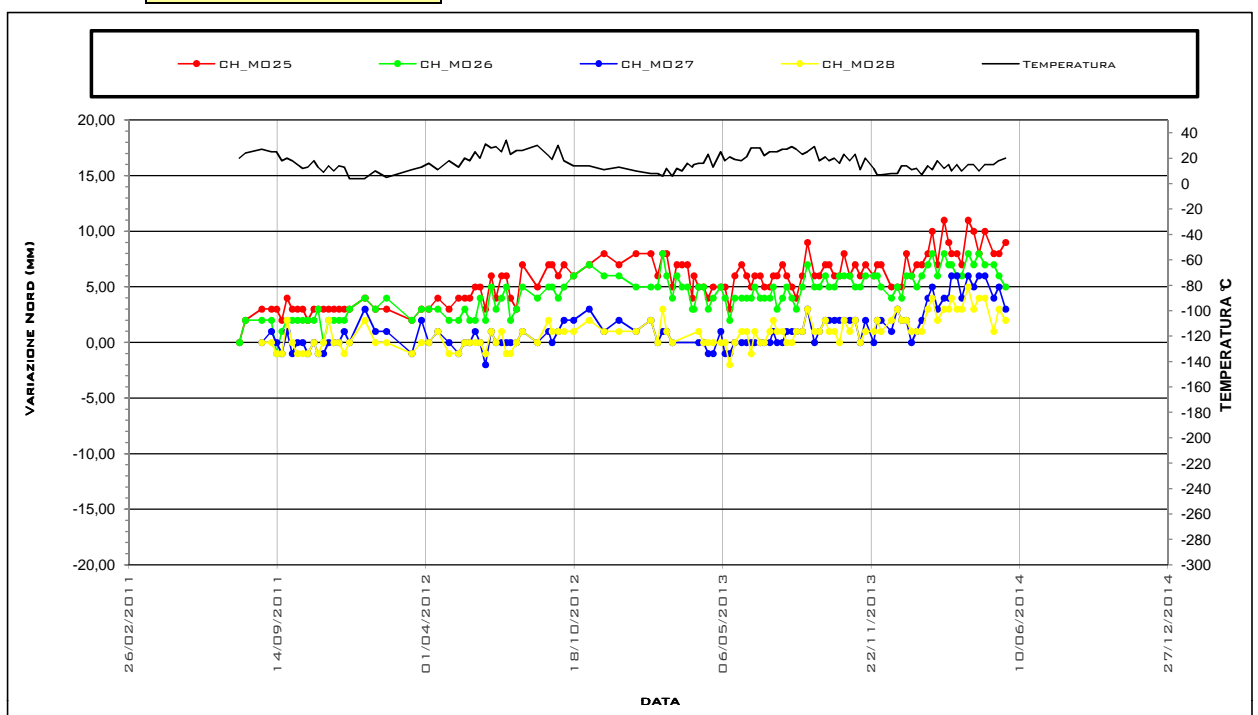
**Ubicazione** STAZIONE CHIAIA  
**Opera** \ \ Il Ordine di Tiranti \ 25-  
**Tipo Strumento** Mire Ottiche  
**Data posa in opera** 25/07/2011  
**Data lettura di zero** 25/07/2011



**GRAFICO EST**



**GRAFICO NORD**







Ubicazione STAZIONE CHIAIA

Opera \ \ II Ordine di Tiranti \ 29-32

Tipo Strumento Mire Ottiche

Data posa in opera 24/08/2011

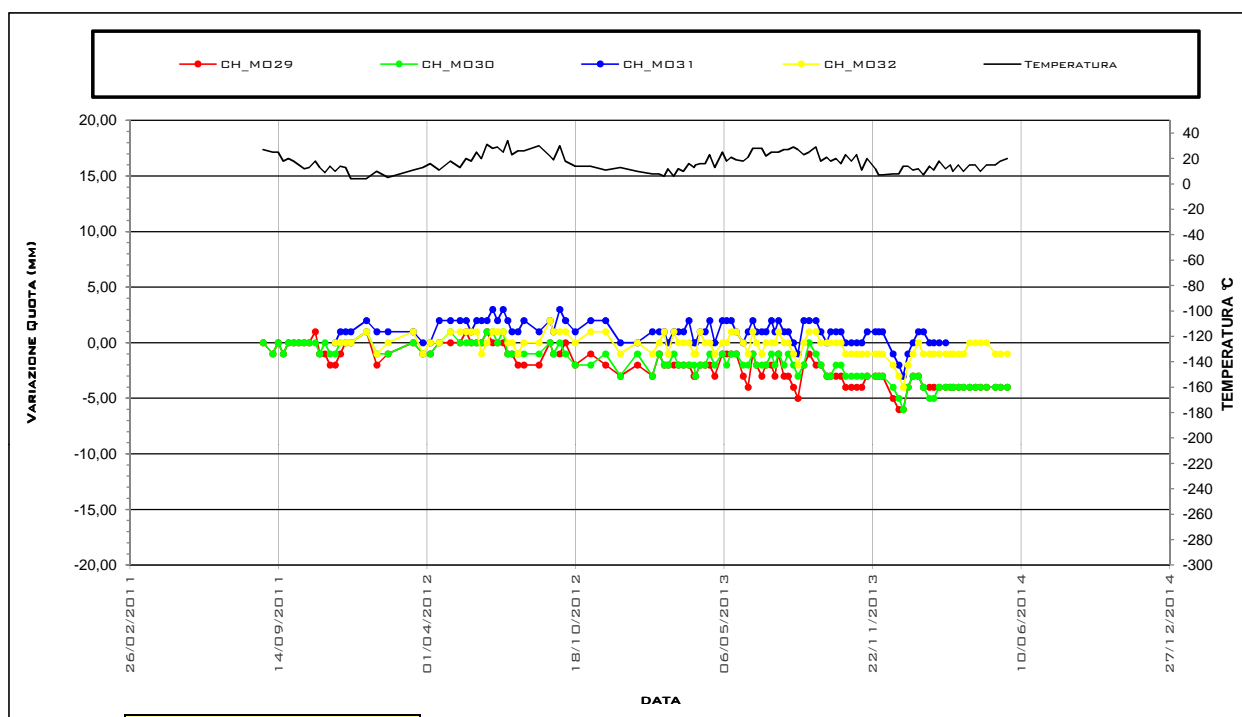
Data lettura di zero 24/08/2011

Ultima Misura 118 in data 22/05/2014

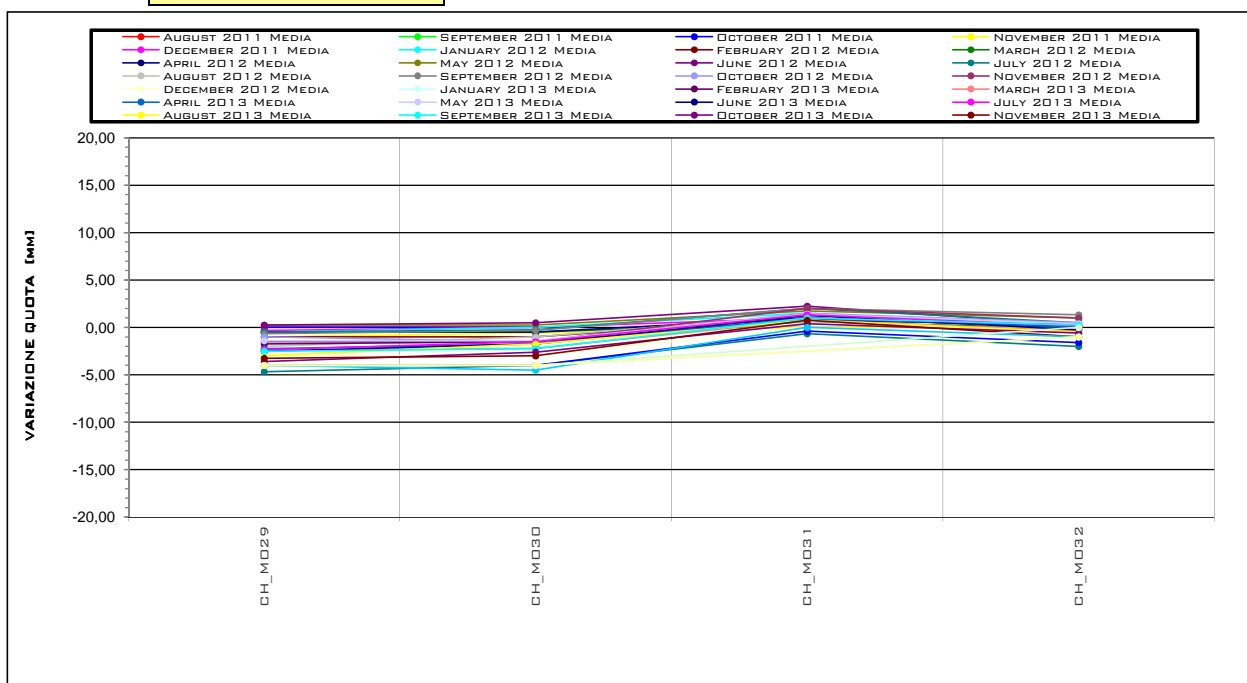
Lett. n°	DATA	CH_M029					CH_M030					CH_M031					CH_M032				
		Temp. Media[° C]	Quota [m]	Quota Spost. [mm]	Est Spost. [mm]	Nord Spost. [mm]	Temp. Media[° C]	Quota [m]	Quota Spost. [mm]	Est Spost. [mm]	Nord Spost. [mm]	Temp. Media[° C]	Quota [m]	Quota Spost. [mm]	Est Spost. [mm]	Nord Spost. [mm]	Temp. Media[° C]	Quota [m]	Quota Spost. [mm]	Est Spost. [mm]	Nord Spost. [mm]
28	23/05/2012 17.30	20,0	30,0	1,0	0,0	1,0	20,0	30,0	0,0	0,0	0,0	20,0	27,9	2,0	1,0	0,0	20,0	28,0	1,0	1,0	0,0
29	30/05/2012 08.30	18,0	30,0	0,0	0,0	0,0	18,0	30,0	0,0	0,0	1,0	18,0	27,9	1,0	1,0	0,0	18,0	28,0	1,0	1,0	0,0
30	06/06/2012 16.30	25,0	30,0	0,0	0,0	1,0	25,0	30,0	0,0	0,0	1,0	25,0	27,9	2,0	1,0	0,0	25,0	28,0	1,0	1,0	0,0
31	13/06/2012 08.30	20,0	30,0	0,0	1,0	1,0	20,0	30,0	0,0	1,0	1,0	20,0	27,9	2,0	2,0	1,0	20,0	28,0	-1,0	1,0	1,0
32	20/06/2012 16.30	31,0	30,0	1,0	1,0	-1,0	31,0	30,0	1,0	1,0	0,0	31,0	27,9	2,0	1,0	-1,0	31,0	28,0	0,0	1,0	-1,0
33	28/06/2012 08.30	28,0	30,0	0,0	1,0	1,0	28,0	30,0	1,0	1,0	2,0	28,0	27,9	3,0	2,0	1,0	28,0	28,0	1,0	1,0	1,0
34	04/07/2012 19.30	29,0	30,0	0,0	0,0	0,0	29,0	30,0	0,0	0,0	1,0	29,0	27,9	2,0	2,0	1,0	29,0	28,0	1,0	1,0	0,0
35	12/07/2012 08.30	25,0	30,0	0,0	2,0	2,0	25,0	30,0	1,0	1,0	1,0	25,0	27,9	3,0	1,0	0,0	25,0	28,0	1,0	1,0	-1,0
36	18/07/2012 16.30	34,0	30,0	-1,0	2,0	1,0	34,0	30,0	-1,0	1,0	1,0	34,0	27,9	2,0	1,0	0,0	34,0	28,0	0,0	2,0	-2,0
37	24/07/2012 09.00	23,0	30,0	-1,0	2,0	1,0	23,0	30,0	-1,0	1,0	1,0	23,0	27,9	1,0	-1,0	-1,0	23,0	28,0	0,0	1,0	0,0
38	01/08/2012 09.00	26,0	30,0	-2,0	2,0	0,0	26,0	30,0	-1,0	2,0	2,0	26,0	27,9	1,0	0,0	0,0	26,0	28,0	-1,0	2,0	-1,0
39	09/08/2012 08.30	26,0	30,0	-2,0	2,0	0,0	26,0	30,0	-1,0	0,0	1,0	26,0	27,9	2,0	0,0	0,0	26,0	28,0	0,0	0,0	-1,0
40	29/08/2012 16.00	30,0	30,0	-2,0	2,0	0,0	30,0	30,0	-1,0	1,0	-1,0	30,0	27,9	1,0	2,0	-1,0	30,0	28,0	0,0	0,0	-1,0
41	13/09/2012 15.00	22,0	30,0	0,0	0,0	1,0	22,0	30,0	0,0	0,0	1,0	22,0	27,9	2,0	1,0	0,0	22,0	28,0	2,0	1,0	0,0
42	18/09/2012 08.00	19,0	30,0	-1,0	1,0	1,0	19,0	30,0	-1,0	0,0	1,0	19,0	27,9	1,0	0,0	0,0	19,0	28,0	1,0	0,0	-1,0
43	26/09/2012 15.00	30,0	30,0	-1,0	2,0	0,0	30,0	30,0	0,0	1,0	1,0	30,0	27,9	3,0	3,0	0,0	30,0	28,0	1,0	2,0	0,0
44	04/10/2012 09.00	18,0	30,0	0,0	0,0	2,0	18,0	30,0	-1,0	-1,0	1,0	18,0	27,9	2,0	1,0	1,0	18,0	28,0	1,0	0,0	0,0
45	17/10/2012 08.30	14,0	30,0	-2,0	1,0	1,0	14,0	30,0	-2,0	1,0	1,0	14,0	27,9	1,0	2,0	1,0	14,0	28,0	0,0	1,0	1,0
46	07/11/2012 08.30	14,0	30,0	-1,0	3,0	3,0	14,0	30,0	-2,0	2,0	2,0	14,0	27,9	2,0	4,0	2,0	14,0	28,0	1,0	2,0	1,0
47	27/11/2012 08.30	11,0	30,0	-2,0	2,0	2,0	11,0	30,0	-1,0	1,0	2,0	11,0	27,9	2,0	2,0	1,0	11,0	28,0	1,0	1,0	0,0
48	17/12/2012 08.30	13,0	30,0	-3,0	1,0	1,0	13,0	30,0	-3,0	0,0	1,0	13,0	27,9	0,0	1,0	0,0	13,0	28,0	-1,0	1,0	1,0
49	09/01/2013 08.30	10,0	30,0	-2,0	1,0	1,0	10,0	30,0	-1,0	1,0	1,0	10,0	27,9	0,0	1,0	1,0	10,0	28,0	0,0	0,0	0,0
50	29/01/2013 08.30	8,0	30,0	-3,0	2,0	2,0	8,0	30,0	-3,0	0,0	2,0	8,0	27,9	1,0	2,0	2,0	8,0	28,0	-1,0	1,0	1,0
51	07/02/2013 15.00	8,0	30,0	-1,0	2,0	1,0	8,0	30,0	-1,0	2,0	1,0	8,0	27,9	1,0	2,0	-1,0	8,0	28,0	0,0	1,0	-1,0
52	14/02/2013 08.30	6,0	30,0	-2,0	2,0	2,0	6,0	30,0	-2,0	2,0	2,0	6,0	27,9	1,0	2,0	1,0	6,0	28,0	1,0	3,0	1,0
53	19/02/2013 15.30	12,0	30,0	-2,0	3,0	2,0	12,0	30,0	-2,0	4,0	3,0	12,0	27,9	0,0	3,0	1,0	12,0	28,0	-1,0	2,0	1,0
54	27/02/2013 08.30	6,0	30,0	-2,0	2,0	1,0	6,0	30,0	-1,0	1,0	2,0	6,0	27,9	1,0	2,0	1,0	6,0	28,0	1,0	3,0	0,0
55	05/03/2013 10.30	12,0	30,0	-2,0	4,0	2,0	12,0	30,0	-2,0	3,0	1,0	12,0	27,9	1,0	2,0	-1,0	12,0	28,0	0,0	2,0	-1,0
56	12/03/2013 08.30	10,0	30,0	-2,0	2,0	2,0	10,0	30,0	-2,0	2,0	2,0	10,0	27,9	1,0	3,0	1,0	10,0	28,0	0,0	1,0	0,0
57	19/03/2013 16.00	16,0	30,0	-2,0	2,0	1,0	16,0	30,0	-2,0	2,0	2,0	16,0	27,9	2,0	3,0	1,0	16,0	28,0	0,0	1,0	0,0
58	26/03/2013 08.30	13,0	30,0	-3,0	4,0	0,0	13,0	30,0	-2,0	3,0	0,0	13,0	27,9	0,0	4,0	-2,0	13,0	28,0	-1,0	3,0	-2,0
59	28/03/2013 11.00	15,0	30,0	-3,0	4,0	0,0	15,0	30,0	-3,0	4,0	0,0	15,0	27,9	0,0	4,0	-1,0	15,0	28,0	-1,0	2,0	-2,0
60	03/04/2013 17.30	16,0	30,0	-2,0	5,0	1,0	16,0	30,0	-2,0	4,0	1,0	16,0	27,9	1,0	3,0	0,0	16,0	28,0	1,0	2,0	-1,0
61	10/04/2013 10.30	16,0	30,0	-2,0	4,0	2,0	16,0	30,0	-2,0	5,0	3,0	16,0	27,9	1,0	3,0	1,0	16,0	28,0	0,0	3,0	0,0
62	16/04/2013 15.00	23,0	30,0	-2,0	3,0	0,0	23,0	30,0	-1,0	3,0	1,0	23,0	27,9	2,0	3,0	0,0	23,0	28,0	0,0	3,0	-1,0
63	23/04/2013 08.30	13,0	30,0	-3,0	4,0	1,0	13,0	30,0	-2,0	3,0	1,0	13,0	27,9	0,0	3,0	-1,0	13,0	28,0	-1,0	3,0	-1,0
64	03/05/2013 14.30	25,0	30,0	-1,0	4,0	1,0	25,0	30,0	-1,0	4,0	1,0	25,0	27,9	2,0	5,0	0,0	25,0	28,0	0,0	4,0	0,0
65	09/05/2013 08.30	18,0	30,0	-1,0	5,0	1,0	18,0	30,0	-2,0	4,0	2,0	18,0	27,9	2,0	4,0	1,0	18,0	28,0	0,0	3,0	0,0
66	15/05/2013 14.30	21,0	30,0	-1,0	4,0	-1,0	21,0	30,0	-1,0	2,0	-1,0	21,0	27,9	2,0	5,0	0,0	21,0	28,0	1,0	2,0	-1,0
67	22/05/2013 08.30	19,0	30,0	-1,0	4,0	1,0	19,0	30,0	-1,0	3,0	1,0	19,0	27,9	1,0	3,0	1,0	19,0	28,0	1,0	2,0	0,0
68	31/05/2013 15.30	18,0	30,0	-3,0	4,0	2,0	18,0	30,0	-2,0	4,0	3,0	18,0	27,9	0,0	2,0	1,0	18,0	28,0	0,0	2,0	0,0
69	07/06/2013 08.30	21,0	30,0	-4,0	5,0	1,0	21,0	30,0	-2,0	4,0	3,0	21,0	27,9	1,0	4,0	1,0	21,0	28,0	-1,0	3,0	1,0
70	13/06/2013 14.30	28,0	30,0	-1,0	5,0	0,0	28,0	30,0	-1,0	5,0	1,0	28,0	27,9	2,0	4,0	-1,0	28,0	28,0	1,0	4,0	-1,0
71	18/06/2013 09.00	28,0	30,0	-2,0	4,0	1,0	28,0	30,0	-2,0	3,0	3,0	28,0	27,9	1,0	3,0	1,0	28,0	28,0	0,0	2,0	1,0
72	25/06/2013 18.00	28,0	30,0	-3,0	3,0	1,0	28,0	30,0	-2,0	5,0	2,0	28,0	27,9	1,0	4,0	1,0	28,0	28,0	-1,0	3,0	0,0
73	01/07/2013 07.30	22,0	30,0	-2,0	5,0	2,0	22,0	30,0	-2,0	4,0	2,0	22,0	27,9	1,0	5,0	0,0	22,0	28,0	0,0	4,0	0,0
74	08/07/2013 17.30	25,0	30,0	-2,0	3,0	1,0	25,0	30,0	-1,0	2,0	2,0	25,0	27,9	2,0	4,0	1,0	25,0	28,0	0,0	1,0	0,0
75	13/07/2013 07.30	25,0	30,0	-3,0	4,0	2,0	25,0	30,0	-2,0	4,0	3,0	25,0	27,9	1,0	4,0	1,0	25,0	28,0	0,0	4,0	1,0
76	18/07/2013 07.30	25,0	30,0	-1,0	4,0	1,0	25,0	30,0	-1,0	3,0	2,0	25,0	27,9	2,0	4,0	1,0	25,0	28,0	1,0	3,0	0,0
77	25/07/2013 18.00	27,0	30,0	-3,0	5,0	2,0	27,0	30,0	-2,0	4,0	2,0	27,0	27,9	1,0	4,0	1,0	27,0	28,0	0,0	3,0	0,0
78	31/07/2013 09.00	27,0	30,0	-3,0	6,0	1,0	27,0	30,0	-1,0	5,0	2,0	27,0	27,9	1,0	4,0	1,0	27,0	28,0	0,0	3,0	-1,0
79	07/08/2013 09.00	29,0	30,0	-4,0	5,0	1,0	29,0	30,0	-2,0	5,0	2,0	29,0	27,9	0,0	3,0	1,0	29,0	28,0	-1,0	2,0	-2,0
80	13/08/2013 09.00	27,0	30,0	-5,0	4,0	2,0	27,0	30,0	-3,0	4,0	3,0	27,0	27,9	-1,0	2,0	2,0	27,0	28,0	-2,0	0,0	-1,0
81	21/08/2013 07.30	23,0	30,0	-2,0	5,0	2,0	23,0	30,0	-2,0	5,0	3,0	23,0	27,9	2,0	6,0	1,0	23,0	28,0	0,0	4,0	1,0
82	28/08/2013 10.30	25,0	30,0	-1,0	3,0	4,0	25,0	30,0													

Ubicazione STAZIONE CHIAIA  
Opera \ \ Il Ordine di Tiranti \ 29-  
Tipo Strumento Mire Ottiche  
Data posa in opera 24/08/2011  
Data lettura di zero 24/08/2011

**GRAFICO QUOTA**



**GRAFICO ISOCRONE**



**Ubicazione** STAZIONE CHIAIA  
**Opera** \ \ Il Ordine di Tiranti \ 29-  
**Tipo Strumento** Mire Ottiche  
**Data posa in opera** 24/08/2011  
**Data lettura di zero** 24/08/2011

UBICAZIONE

STAZIONE CHIAIA



\ \ Il Ordine di Tiranti \ 29-32

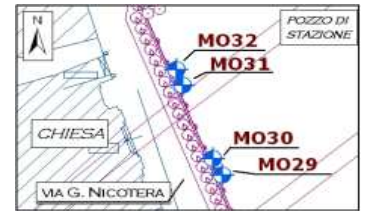


GRAFICO EST

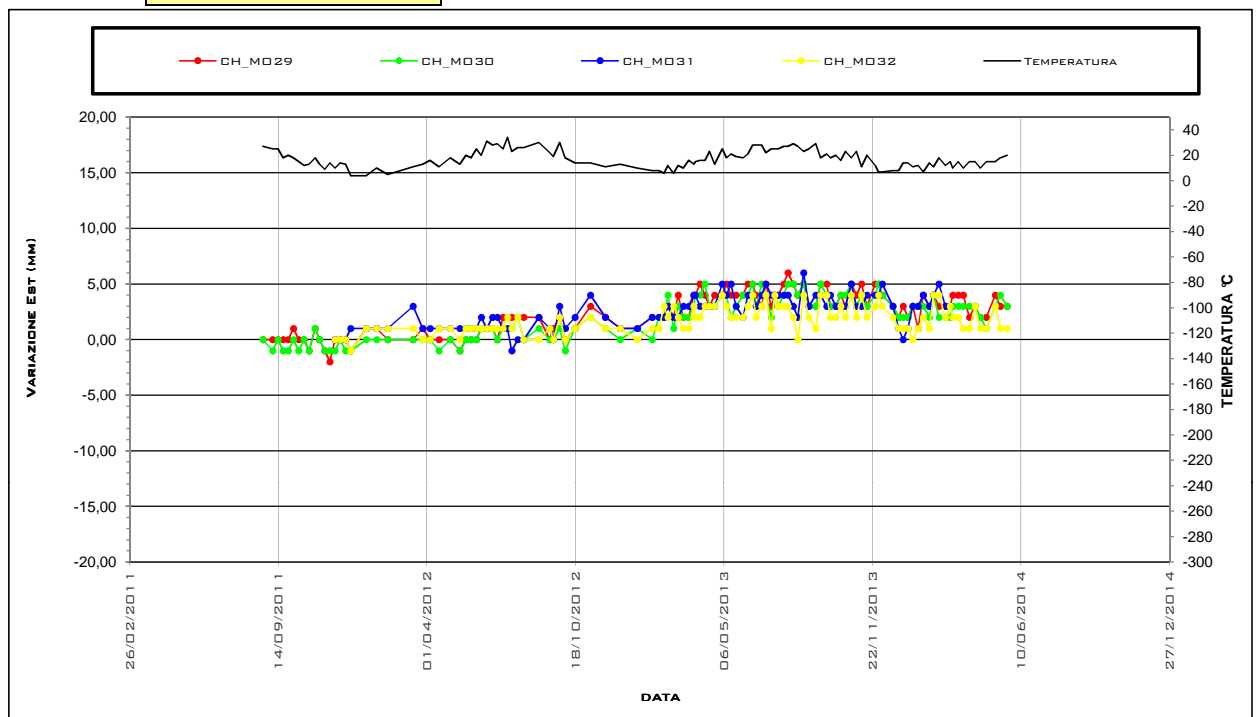
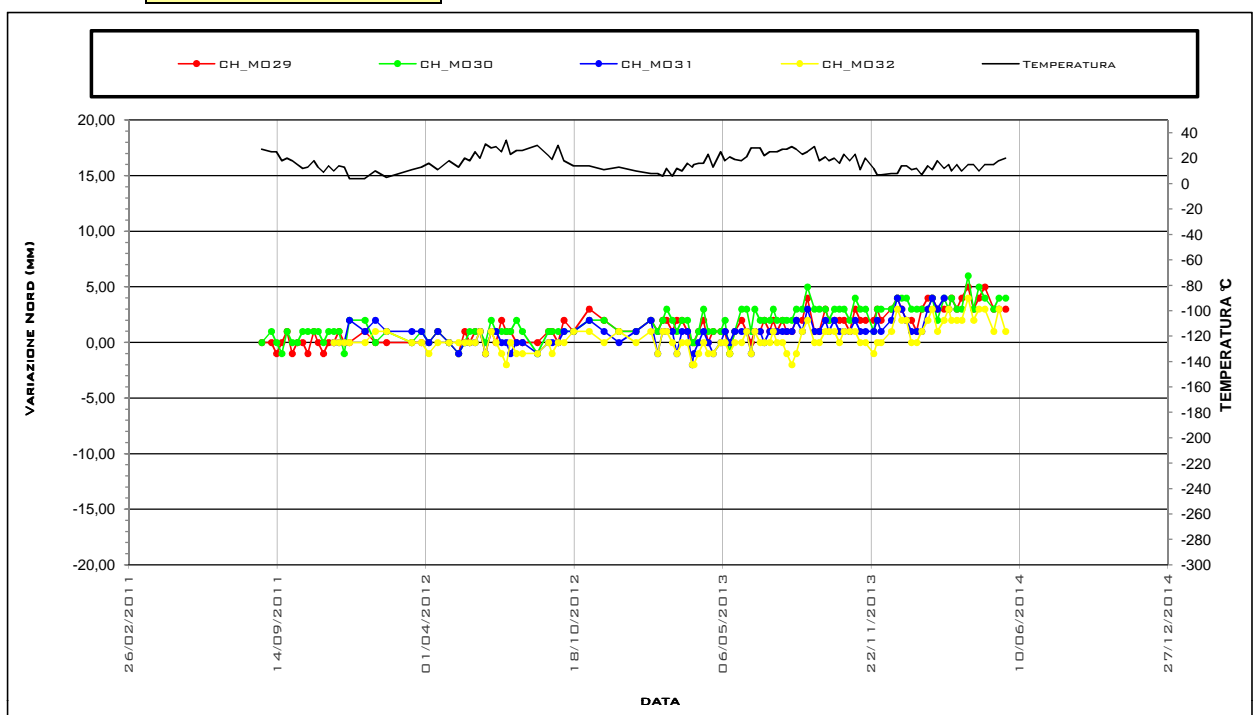


GRAFICO NORD



Ubicazione STAZIONE CHIAIA

Opera \ \ III Ordine - Tufo \ 33-37

Tipo Strumento Mire Ottiche

Data posa in opera 12/07/2012

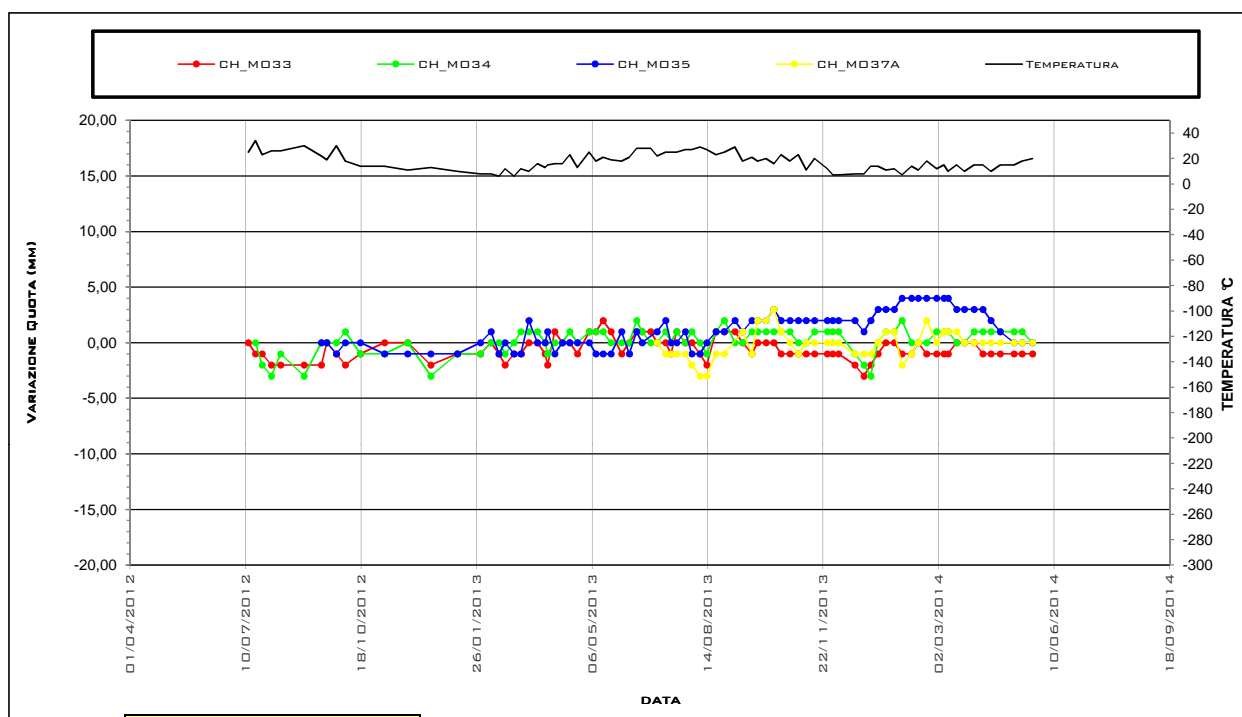
Data lettura di zero 12/07/2012

Ultima Misura 84 in data 22/05/2014

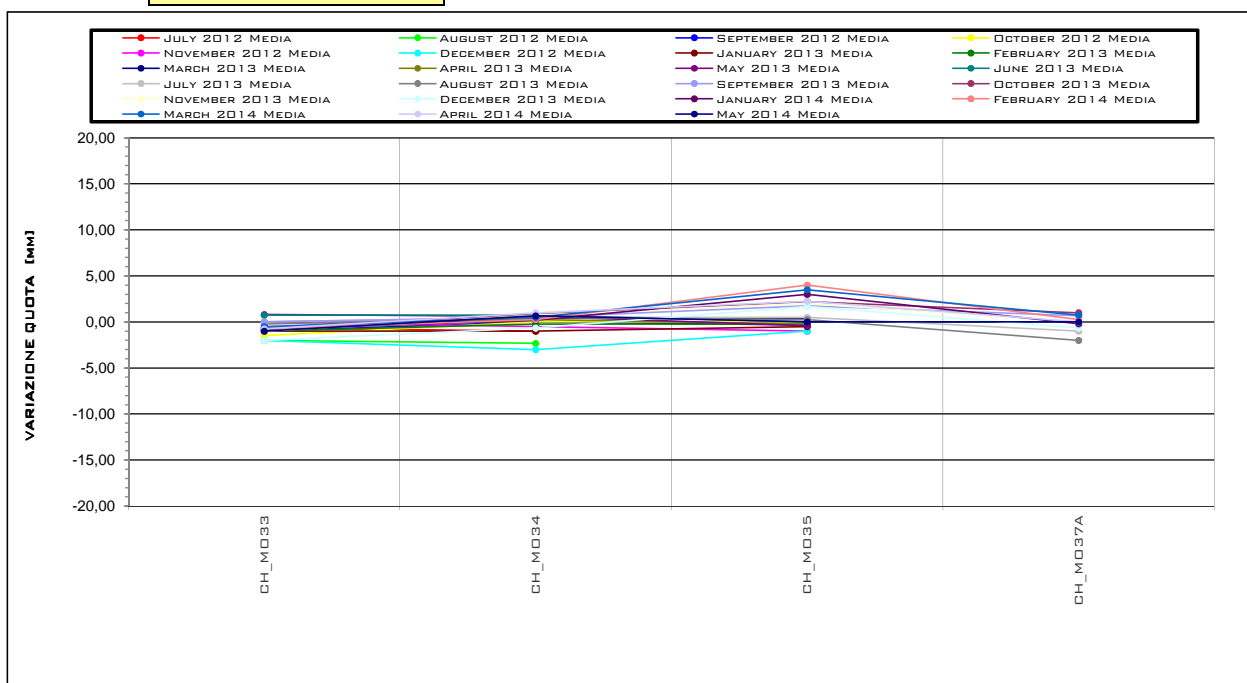
Lett. n°	DATA	CH_M033					CH_M034					CH_M035					CH_M037A				
		Temp. Media[° C]	Quota [m]	Quota Spost. [mm]	Est Spost. [mm]	Nord Spost. [mm]	Temp. Media[° C]	Quota [m]	Quota Spost. [mm]	Est Spost. [mm]	Nord Spost. [mm]	Temp. Media[° C]	Quota [m]	Quota Spost. [mm]	Est Spost. [mm]	Nord Spost. [mm]	Temp. Media[° C]	Quota [m]	Quota Spost. [mm]	Est Spost. [mm]	Nord Spost. [mm]
1	12/07/2012 08.30	25,0	14,4	0,0	0,0	0,0															
2	18/07/2012 16.30	34,0	14,4	-1,0	-1,0	-1,0	34,0	11,6	0,0	0,0	0,0										
3	24/07/2012 09.00	23,0	14,4	-1,0	1,0	-2,0	23,0	11,6	-2,0	1,0	-1,0										
4	01/08/2012 09.00	26,0	14,4	-2,0	1,0	-3,0	26,0	11,6	-3,0	1,0	-2,0										
5	09/08/2012 08.30	26,0	14,4	-2,0	-1,0	0,0	26,0	11,6	-1,0	0,0	1,0										
6	29/08/2012 16.00	30,0	14,4	-2,0	-1,0	-1,0	30,0	11,6	-3,0	0,0	0,0										
7	13/09/2012 15.00	22,0	14,4	-2,0	-1,0	-2,0	22,0	11,6	0,0	0,0	3,0	22,0	11,8	0,0	0,0	0,0					
8	18/09/2012 08.00	19,0	14,4	0,0	0,0	0,0	19,0	11,6	0,0	-1,0	2,0	19,0	11,8	0,0	0,0	0,0					
9	26/09/2012 15.00	30,0	14,4	-1,0	-1,0	0,0	30,0	11,6	0,0	-1,0	2,0	30,0	11,8	-1,0	0,0	0,0					
10	04/10/2012 09.00	18,0	14,4	-2,0	-3,0	-1,0	18,0	11,6	1,0	-1,0	3,0	18,0	11,8	0,0	-2,0	-1,0					
11	17/10/2012 08.30	14,0	14,4	-1,0	-1,0	-1,0	14,0	11,6	-1,0	-1,0	2,0	14,0	11,8	0,0	0,0	0,0					
12	07/11/2012 08.30	14,0	14,4	0,0	-1,0	0,0	14,0	11,6	-1,0	1,0	3,0	14,0	11,8	-1,0	1,0	0,0					
13	27/11/2012 08.30	11,0	14,4	0,0	-2,0	0,0	11,0	11,6	0,0	0,0	3,0	11,0	11,8	-1,0	-3,0	-2,0					
14	17/12/2012 08.30	13,0	14,4	-2,0	-1,0	0,0	13,0	11,6	-3,0	-1,0	3,0	13,0	11,8	-1,0	0,0	0,0					
15	09/01/2013 08.30	10,0	14,4	-1,0	-2,0	-1,0	10,0	11,6	-1,0	-2,0	3,0	10,0	11,8	-1,0	-3,0	-1,0					
16	29/01/2013 08.30	8,0	14,4	-1,0	-1,0	-1,0	8,0	11,6	-1,0	0,0	1,0	8,0	11,8	0,0	0,0	0,0					
17	07/02/2013 15.00	8,0	14,4	0,0	-1,0	-2,0	8,0	11,6	0,0	-1,0	-1,0	8,0	11,8	1,0	-1,0	1,0					
18	14/02/2013 08.30	6,0	14,4	-1,0	0,0	-1,0	6,0	11,6	0,0	-1,0	0,0	6,0	11,8	-1,0	-1,0	0,0					
19	19/02/2013 15.30	12,0	14,4	-2,0	-1,0	-1,0	12,0	11,6	-1,0	-1,0	1,0	12,0	11,8	0,0	1,0	0,0					
20	27/02/2013 08.30	6,0	14,4	-1,0	-4,0	-4,0	6,0	11,6	0,0	-2,0	0,0	6,0	11,8	-1,0	-1,0	0,0					
21	05/03/2013 10.30	12,0	14,4	-1,0	-2,0	-1,0	12,0	11,6	1,0	-2,0	2,0	12,0	11,8	-1,0	0,0	0,0					
22	12/03/2013 08.30	10,0	14,4	0,0	-1,0	-2,0	10,0	11,6	1,0	-1,0	2,0	10,0	11,8	2,0	0,0	1,0					
23	19/03/2013 16.00	16,0	14,4	0,0	-3,0	-3,0	16,0	11,6	1,0	-2,0	1,0	16,0	11,8	0,0	3,0	1,0					
24	26/03/2013 08.30	13,0	14,4	-1,0	0,0	-4,0	13,0	11,6	0,0	-1,0	1,0	13,0	11,8	0,0	0,0	0,0					
25	28/03/2013 11.00	15,0	14,4	-2,0	-1,0	-4,0	15,0	11,6	-1,0	0,0	-1,0	15,0	11,8	1,0	1,0	1,0					
26	03/04/2013 17.30	16,0	14,4	1,0	1,0	-3,0	16,0	11,6	0,0	0,0	-1,0	16,0	11,8	-1,0	1,0	2,0					
27	10/04/2013 10.30	16,0	14,4	0,0	0,0	-2,0	16,0	11,6	0,0	0,0	1,0	16,0	11,8	0,0	0,0	1,0					
28	16/04/2013 15.00	23,0	14,4	0,0	-2,0	-3,0	23,0	11,6	1,0	-2,0	-1,0	23,0	11,8	0,0	3,0	0,0					
29	23/04/2013 08.30	13,0	14,4	-1,0	0,0	-2,0	13,0	11,6	0,0	0,0	-1,0	13,0	11,8	0,0	2,0	2,0					
30	03/05/2013 14.30	25,0	14,4	1,0	1,0	-3,0	25,0	11,6	1,0	1,0	1,0	25,0	11,8	0,0	4,0	3,0					
31	09/05/2013 08.30	18,0	14,4	1,0	1,0	-2,0	18,0	11,6	1,0	0,0	1,0	18,0	11,8	-1,0	2,0	2,0					
32	15/05/2013 14.30	21,0	14,4	2,0	-2,0	-3,0	21,0	11,6	1,0	-1,0	-2,0	21,0	11,8	-1,0	4,0	1,0					
33	22/05/2013 08.30	19,0	14,4	1,0	-1,0	-2,0	19,0	11,6	0,0	-1,0	0,0	19,0	11,8	-1,0	3,0	1,0					
34	31/05/2013 15.30	18,0	14,4	-1,0	1,0	0,0	18,0	11,6	0,0	1,0	1,0	18,0	11,8	1,0	1,0	0,0					
35	07/06/2013 08.30	21,0	14,4	0,0	-2,0	-2,0	21,0	11,6	0,0	-1,0	1,0	21,0	11,8	-1,0	2,0	2,0					
36	13/06/2013 14.30	28,0	14,4	1,0	0,0	-3,0	28,0	11,6	2,0	2,0	0,0	28,0	11,8	1,0	3,0	1,0					
37	18/06/2013 09.00	28,0	14,4	1,0	-1,0	-1,0	28,0	11,6	1,0	-1,0	1,0	28,0	11,8	0,0	1,0	2,0					
38	25/06/2013 18.00	28,0	14,4	1,0	-1,0	-1,0	28,0	11,6	0,0	-2,0	0,0										
39	01/07/2013 07.30	22,0	14,4	0,0	-2,0	-1,0	22,0	11,6	0,0	-2,0	1,0	22,0	11,8	1,0	4,0	3,0	22,0	10,6	0,0	0,0	0,0
40	08/07/2013 17.30	25,0	14,4	0,0	-5,0	-2,0	25,0	11,6	1,0	-5,0	-1,0	25,0	11,8	2,0	4,0	4,0	25,0	10,6	-1,0	-2,0	0,0
41	13/07/2013 07.30	25,0	14,4	-1,0	-3,0	-1,0	25,0	11,6	0,0	-4,0	2,0	25,0	11,8	0,0	4,0	3,0	25,0	10,6	-1,0	0,0	2,0
42	18/07/2013 07.30	25,0	14,4	1,0	-3,0	-1,0	25,0	11,6	1,0	-3,0	0,0	25,0	11,8	0,0	4,0	3,0	25,0	10,6	-1,0	-1,0	1,0
43	25/07/2013 18.00	27,0	14,4	0,0	-2,0	-1,0	27,0	11,6	0,0	-3,0	-1,0	27,0	11,8	1,0	5,0	4,0	27,0	10,6	-1,0	1,0	2,0
44	31/07/2013 09.00	27,0	14,4	0,0	0,0	-1,0	27,0	11,6	1,0	-1,0	0,0	27,0	11,8	-1,0	4,0	5,0	27,0	10,6	-2,0	-1,0	2,0
45	07/08/2013 09.00	29,0	14,4	-1,0	0,0	-2,0	29,0	11,6	0,0	-1,0	-1,0	29,0	11,8	-1,0	4,0	3,0	29,0	10,6	-3,0	1,0	0,0
46	13/08/2013 09.00	27,0	14,4	-2,0	-1,0	-3,0	27,0	11,6	-1,0	-2,0	-2,0	27,0	11,8	0,0	5,0	2,0	27,0	10,6	-3,0	2,0	-1,0
47	21/08/2013 07.30	23,0	14,4	1,0	-2,0	0,0	23,0	11,6	1,0	-1,0	2,0	23,0	11,8	1,0	7,0	3,0	23,0	10,6	-1,0	2,0	2,0
48	28/08/2013 10.30	25,0	14,4	1,0	-3,0	1,0	25,0	11,6	2,0	-4,0	4,0	25,0	11,8	1,0	6,0	4,0	25,0	10,6	-1,0	3,0	3,0
49	06/09/2013 17.30	29,0	14,4	1,0	-3,0	-1,0	29,0	11,6	0,0	-3,0	1,0	29,0	11,8	2,0	6,0	3,0					
50	13/09/2013 07.30	18,0	14,4	0,0	-2,0	-2,0	18,0	11,6	0,0	-2,0	0,0	18,0	11,8	1,0	6,0	4,0	18,0	10,6	1,0	-1,0	2,0
51	21/09/2013 09.30	21,0	14,4	-1,0	-2,0	0,0	21,0	11,6	1,0	-2,0	2,0	21,0	11,8	2,0	7,0	3,0	21,0	10,6	-1,0	2,0	0,0
52	26/09/2013 09.30	18,0	14,4	0,0	-3,0	0,0	18,0	11,6	1,0	-3,0	1,0	18,0	11,8	2,0	7,0	4,0	18,0	10,6	2,0	-1,0	2,0
53	03/10/2013 16.30	20,0	14,4	0,0	-3,0	0,0	20,0	11,6	1,0	-2,0	2,0	20,0	11,8	2,0	6,0	3,0	20,0	10,6	2,0	-2,0	2,0
54	10/10/2013 08.30	16,0	14,4	0,0	-2,0	-2,0	16,0	11,6	1,0	-2,0	2,0	16,0	11,8	3,0	7,0	5,0	16,0	10,6	3,0	0,0	3,0
55	16/10/2013 14.30	23,0	14,4	-1,0	-3,0	0,0	23,0	11,6	1,0	-2,0	3,0	23,0	11,8	2,0	5,0	4,0	23,0	10,6	1,0	-1,0	2,0
56	24/10/2013 08.30	18,0	14,4	-1,0	-2,0	-1,0	18,0	11,6	1,0	0,0	1,0	18,0	11,8	2,0	5,0	6,0	18,0	10,6	0,0	0,0	3,0
57	31/10/2013 14.30	23,0	14,4	-1,0	-4,0	0,0	23,0	11,6	0,0	-3,0	2,0	23,0	11,8	2,0	6,0	5,0	23,0	10,6	-1,0	3,0	1,0
58	07/11/2013 08.30	11,0	14,4	-1,0	-3,0	-2,0	11,0	11,6	0,0	-3,0	0,0	11,0	11,8	2,0	5,0	5,0	11,0	10,6	0,0	2,0	2,0
59	14/11/2013 14.30	20,0	14,4	-1,0	-3,0	-2,0	20,0	11,6	1,0	-3,0	2,0	20,0	11,8	2,0	6,0	5,0	20,0	10,6	0,0	2,0	2,0
60	25/11/2013 15.30	12,0	14,4	-1,0	-1,0	-2,0	12,0	11,6	1,0	-1,0	1,0	12,0	11,8	2,0	6,0	6,0	12,0	10,6	0,0	5,0	2,0
61	30/11/2013 08.30	7,0	14,4	-1,0	-2,0	-1,0	7,0	11,6	1,0	-1,0	2,0	7,0</									

Ubicazione STAZIONE CHIAIA  
Opera \ \ III Ordine - Tufo \ 33-37  
Tipo Strumento Mire Ottiche  
Data posa in opera 12/07/2012  
Data lettura di zero 12/07/2012

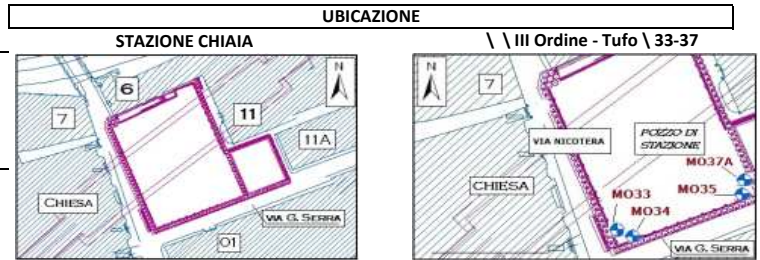
**GRAFICO QUOTA**



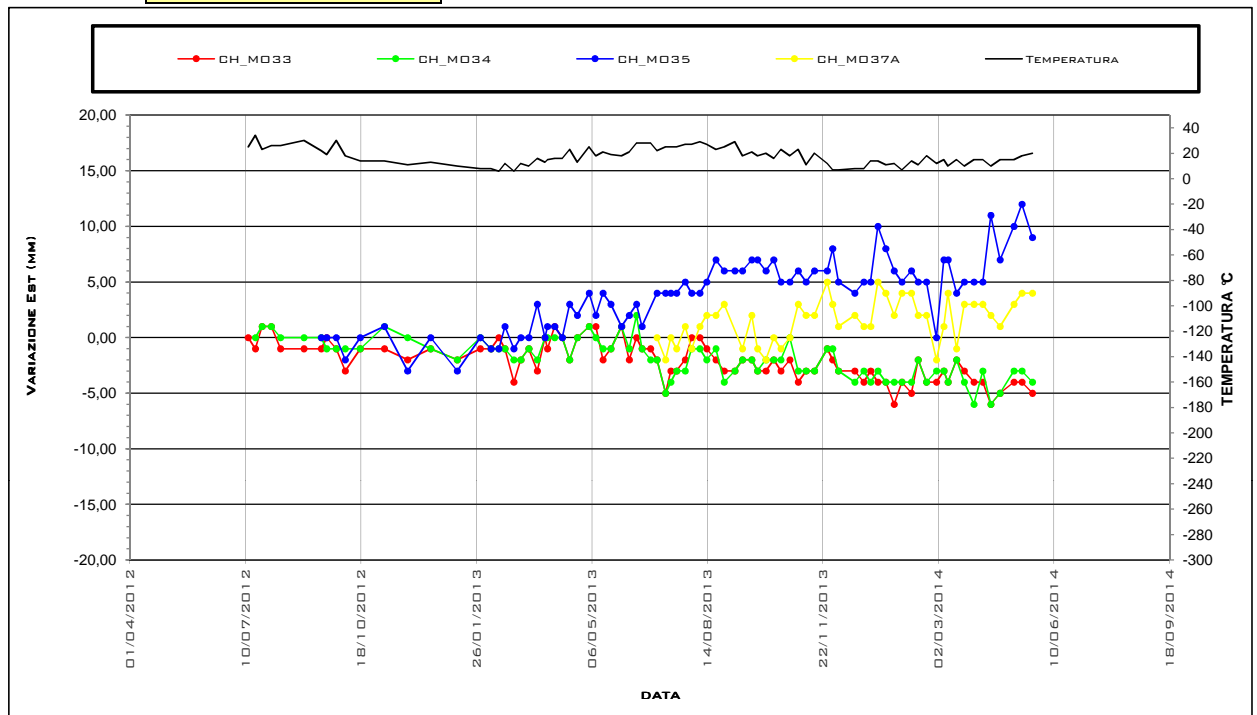
**GRAFICO ISOCRONE**



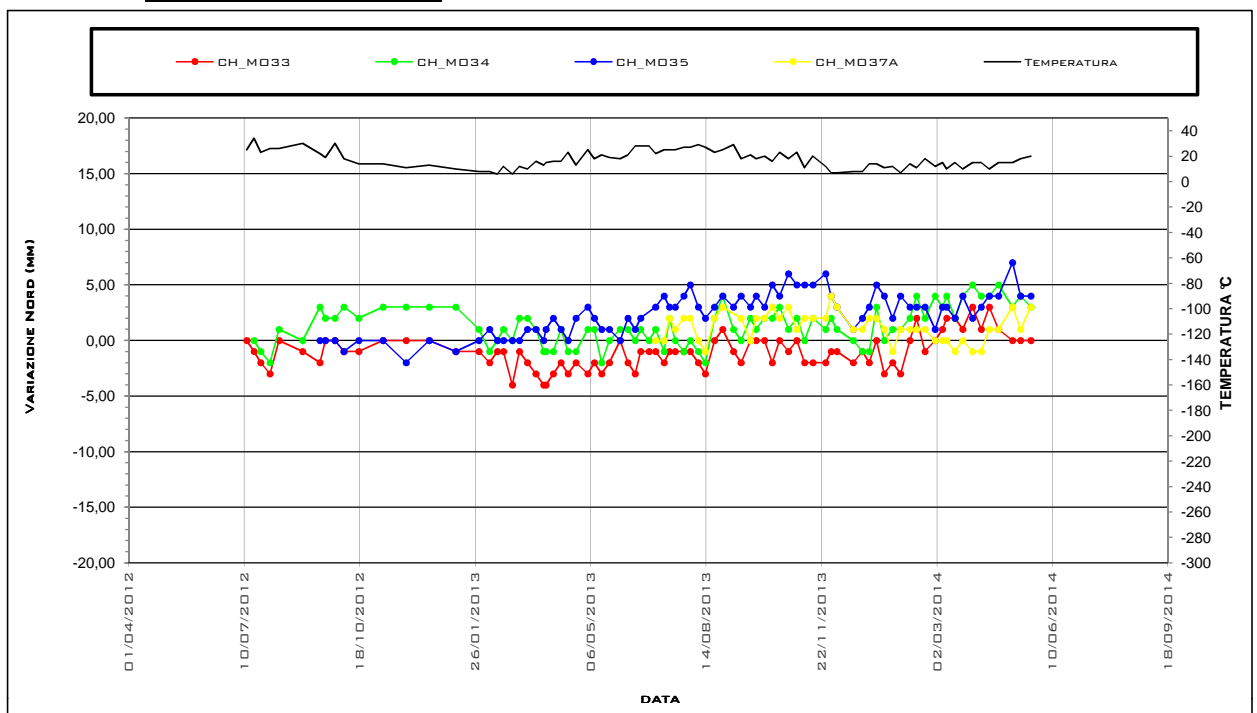
**Ubicazione** STAZIONE CHIAIA  
**Opera** \ \ III Ordine - Tufo \ 33-37  
**Tipo Strumento** Mire Ottiche  
**Data posa in opera** 12/07/2012  
**Data lettura di zero** 12/07/2012



**GRAFICO EST**



**GRAFICO NORD**





Ubicazione STAZIONE CHIAIA

Opera \ \ IV Ordine - Tufo \ 36A

Tipo Strumento Mire Ottiche

Data posa in opera 13/09/2012

Data lettura di zero 13/09/2012

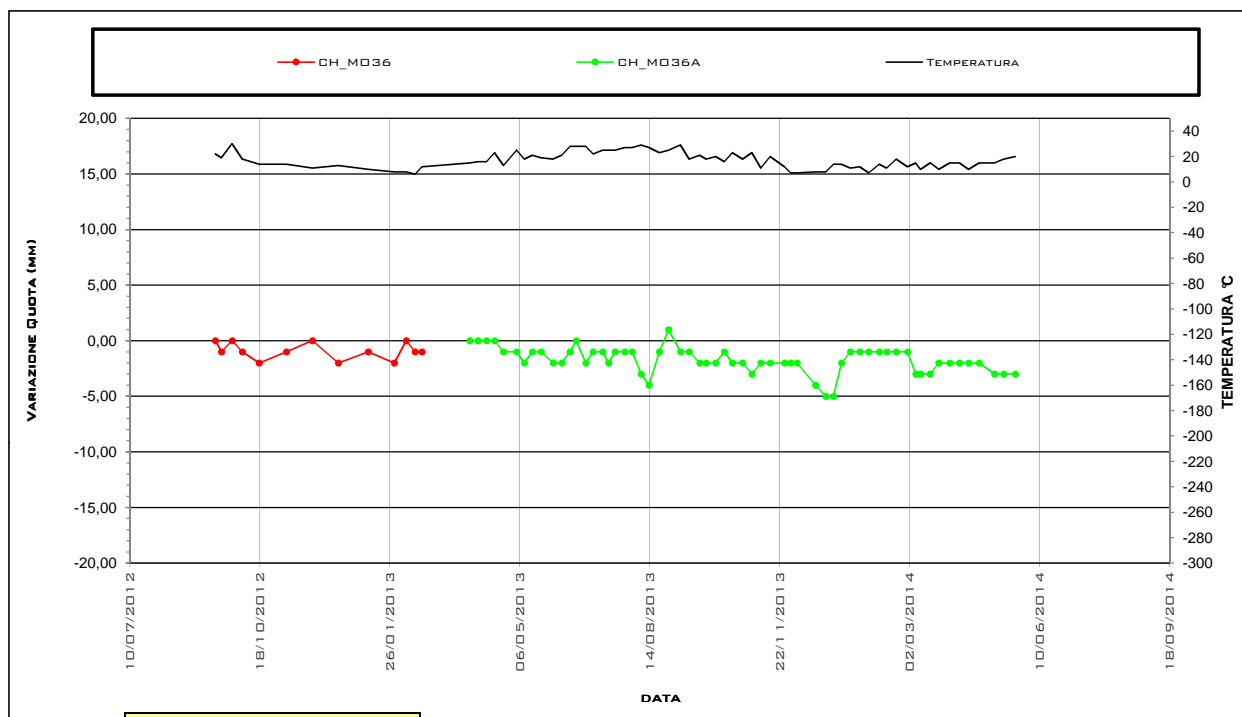
Ultima  
Misura 73 in  
data 22/05/2014

Lett. n°	DATA	CH_M036					CH_M036A				
		Temp. Media[ °C]	Quota [m]	Quota Spost. [mm]	Est Spost. [mm]	Nord Spost. [mm]	Temp. Media[ °C]	Quota [m]	Quota Spost. [mm]	Est Spost. [mm]	Nord Spost. [mm]
1	13/09/2012 15.00	22,0	7,6	0,0	0,0	0,0					
2	18/09/2012 08.00	19,0	7,6	-1,0	0,0	0,0					
3	26/09/2012 15.00	30,0	7,6	0,0	1,0	2,0					
4	04/10/2012 09.00	18,0	7,6	-1,0	-2,0	0,0					
5	17/10/2012 08.30	14,0	7,6	-2,0	0,0	1,0					
6	07/11/2012 08.30	14,0	7,6	-1,0	1,0	2,0					
7	27/11/2012 08.30	11,0	7,6	0,0	1,0	1,0					
8	17/12/2012 08.30	13,0	7,6	-2,0	0,0	2,0					
9	09/01/2013 08.30	10,0	7,6	-1,0	-1,0	0,0					
10	29/01/2013 08.30	8,0	7,6	-2,0	0,0	0,0					
11	07/02/2013 15.00	8,0	7,6	0,0	-1,0	-1,0					
12	14/02/2013 08.30	6,0	7,6	-1,0	0,0	1,0					
13	19/02/2013 15.30	12,0	7,6	-1,0	0,0	1,0					
14	28/03/2013 11.00						15,0	9,3	0,0	0,0	0,0
15	03/04/2013 17.30						16,0	9,3	0,0	3,0	-1,0
16	10/04/2013 10.30						16,0	9,3	0,0	1,0	1,0
17	16/04/2013 15.00						23,0	9,3	0,0	2,0	-1,0
18	23/04/2013 08.30						13,0	9,3	-1,0	3,0	-1,0
19	03/05/2013 14.30						25,0	9,3	-1,0	5,0	0,0
20	09/05/2013 08.30						18,0	9,3	-2,0	4,0	-1,0
21	15/05/2013 14.30						21,0	9,3	-1,0	2,0	-2,0
22	22/05/2013 08.30						19,0	9,3	-1,0	1,0	-1,0
23	31/05/2013 15.30						18,0	9,3	-2,0	3,0	0,0
24	07/06/2013 08.30						21,0	9,3	-2,0	2,0	-1,0
25	13/06/2013 14.30						28,0	9,3	-1,0	4,0	-2,0
26	18/06/2013 09.00						28,0	9,3	0,0	2,0	0,0
27	25/06/2013 18.00						28,0	9,3	-2,0	3,0	-1,0
28	01/07/2013 07.30						22,0	9,3	-1,0	2,0	-1,0
29	08/07/2013 17.30						25,0	9,3	-1,0	-1,0	-1,0
30	13/07/2013 07.30						25,0	9,3	-2,0	-1,0	2,0
31	18/07/2013 07.30						25,0	9,3	-1,0	0,0	1,0
32	25/07/2013 18.00						27,0	9,3	-1,0	0,0	1,0
33	31/07/2013 09.00						27,0	9,3	-1,0	3,0	2,0
34	07/08/2013 09.00						29,0	9,2	-3,0	2,0	0,0
35	13/08/2013 09.00						27,0	9,2	-4,0	1,0	-1,0
36	21/08/2013 07.30						23,0	9,3	-1,0	1,0	2,0
37	28/08/2013 10.30						25,0	9,3	1,0	0,0	4,0
38	06/09/2013 17.30						29,0	9,3	-1,0	0,0	0,0
39	13/09/2013 07.30						18,0	9,3	-1,0	0,0	1,0
40	21/09/2013 09.30						21,0	9,3	-2,0	1,0	2,0
41	26/09/2013 09.30						18,0	9,3	-2,0	0,0	1,0
42	03/10/2013 16.30						20,0	9,3	-2,0	1,0	2,0
43	10/10/2013 08.30						16,0	9,3	-1,0	1,0	2,0
44	16/10/2013 14.30						23,0	9,3	-2,0	1,0	2,0
45	24/10/2013 08.30						18,0	9,3	-2,0	3,0	2,0
46	31/10/2013 14.30						23,0	9,2	-3,0	0,0	3,0
47	07/11/2013 08.30						11,0	9,3	-2,0	0,0	2,0
48	14/11/2013 14.30						20,0	9,3	-2,0	0,0	1,0
49	25/11/2013 15.30						12,0	9,3	-2,0	1,0	2,0
50	30/11/2013 08.30						7,0	9,3	-2,0	1,0	3,0
51	05/12/2013 08.30						7,0	9,3	-2,0	0,0	1,0
52	19/12/2013 13.00						8,0	9,2	-4,0	-1,0	0,0
53	27/12/2013 09.00						8,0	9,2	-5,0	-2,0	1,0
54	02/01/2014 07.30						14,0	9,2	-5,0	-1,0	0,0
55	08/01/2014 14.30						14,0	9,3	-2,0	-1,0	3,0
56	15/01/2014 08.30						11,0	9,3	-1,0	-2,0	1,0
57	22/01/2014 14.30						12,0	9,3	-1,0	-3,0	2,0
58	29/01/2014 08.30						7,0	9,3	-1,0	-1,0	1,0
59	06/02/2014 14.30						14,0	9,3	-1,0	-2,0	4,0
60	12/02/2014 08.30						11,0	9,3	-1,0	1,0	4,0
61	19/02/2014 14.30						18,0	9,3	-1,0	-1,0	2,0
62	28/02/2014 08.30						12,0	9,3	-1,0	0,0	4,0
63	06/03/2014 16.30						15,0	9,2	-3,0	-1,0	5,0
64	10/03/2014 08.30						10,0	9,2	-3,0	0,0	2,0
65	17/03/2014 15.30						15,0	9,2	-3,0	1,0	3,0
66	24/03/2014 08.30						10,0	9,3	-2,0	-1,0	5,0
67	01/04/2014 18.30						15,0	9,3	-2,0	-2,0	4,0
68	09/04/2014 08.30						15,0	9,3	-2,0	0,0	3,0
69	16/04/2014 08.30						10,0	9,3	-2,0	-3,0	4,0
70	24/04/2014 08.30						15,0	9,3	-2,0	-2,0	5,0
71	06/05/2014 08.30						15,0	9,2	-3,0	-2,0	3,0
72	13/05/2014 08.30						18,0	9,2	-3,0	-1,0	3,0
73	22/05/2014 08.30						20,0	9,2	-3,0	-2,0	4,0

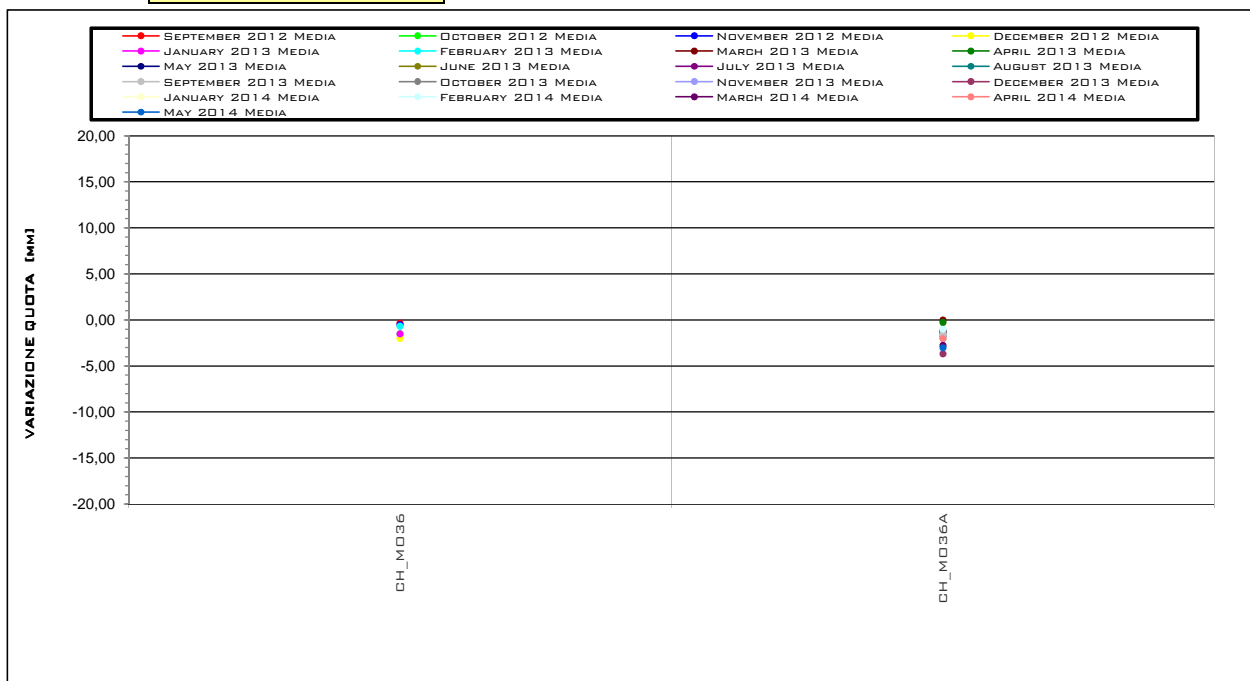


**Ubicazione** STAZIONE CHIAIA  
**Opera** \ \ IV Ordine - Tufo \ 36A  
**Tipo Strumento** Mire Ottiche  
**Data posa in opera** 13/09/2012  
**Data lettura di zero** 13/09/2012

**GRAFICO QUOTA**



**GRAFICO ISOCRONE**

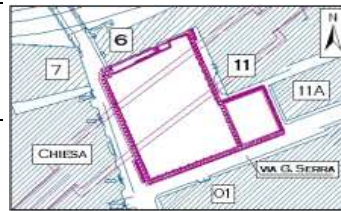




**Ubicazione** STAZIONE CHIAIA  
**Opera** \ \ IV Ordine - Tufo \ 36A  
**Tipo Strumento** Mire Ottiche  
**Data posa in opera** 13/09/2012  
**Data lettura di zero** 13/09/2012

UBICAZIONE

STAZIONE CHIAIA



\ \ IV Ordine - Tufo \ 36A



GRAFICO EST

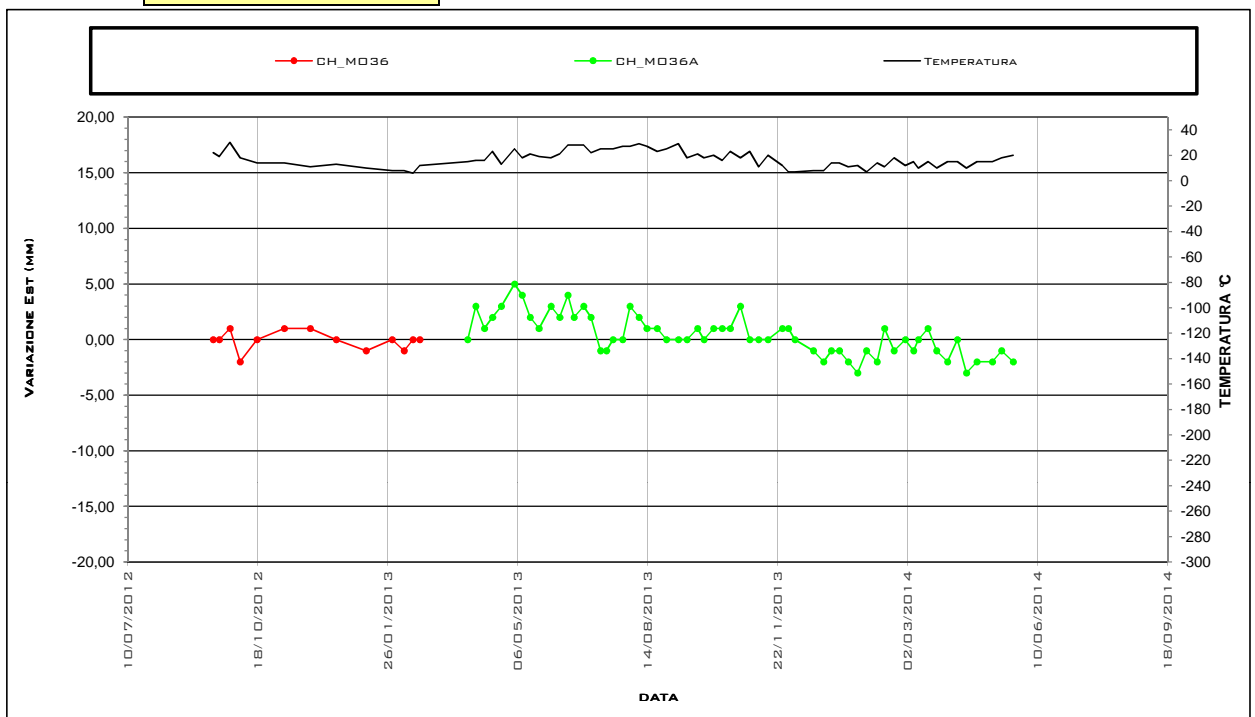
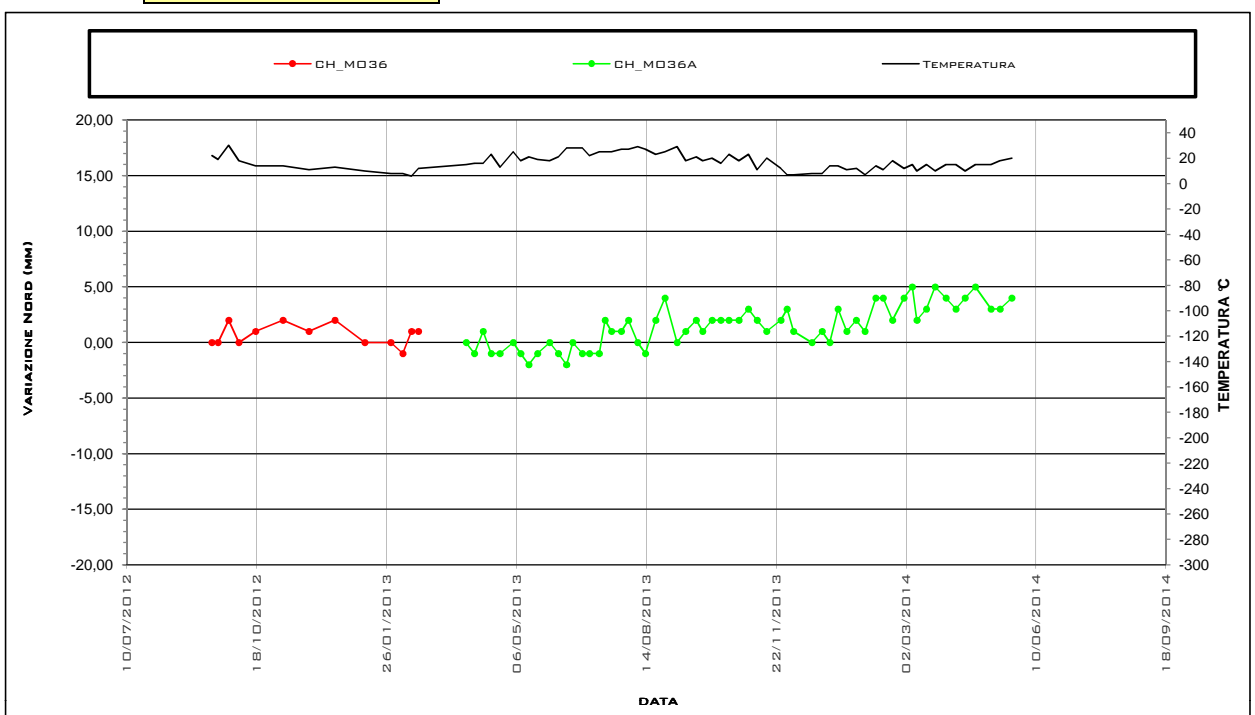


GRAFICO NORD





Ubicazione STAZIONE CHIAIA

Opera \ \ III Ordine - Tufo \ 38-40

Tipo Strumento Mire Ottiche

Data posa in opera 07/02/2013

Data lettura di zero 07/02/2013

Ultima  
Misura

69

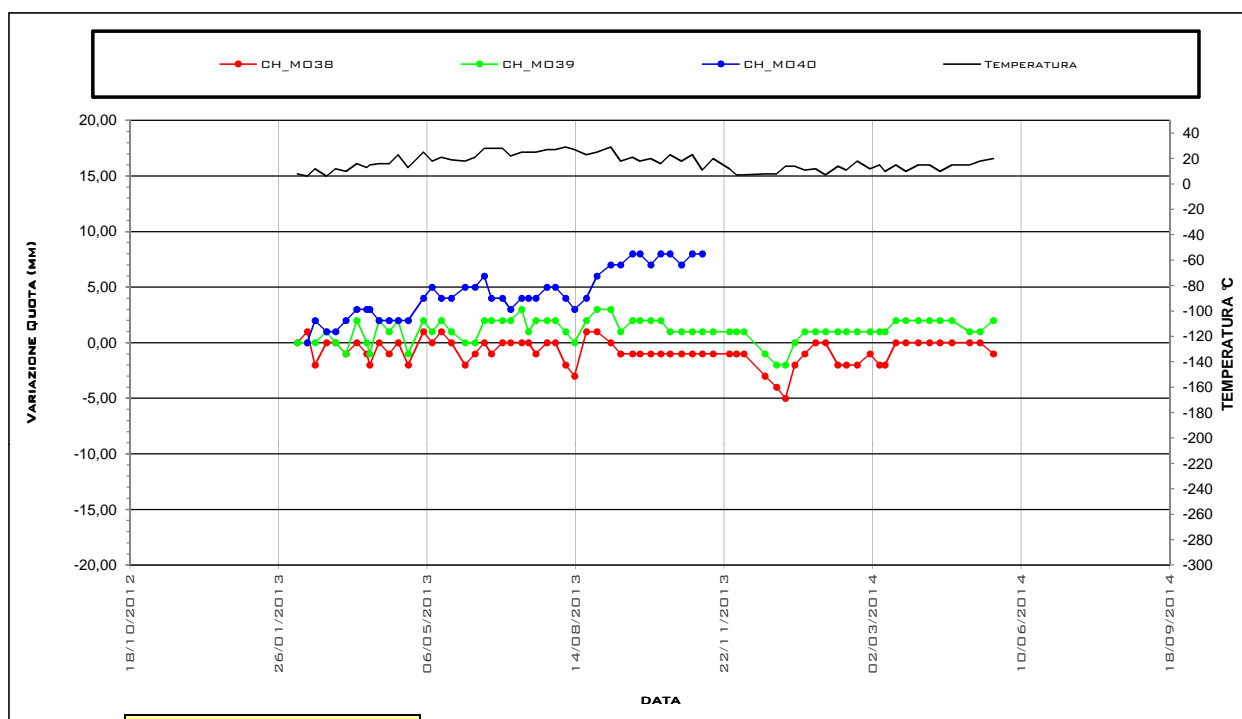
in  
data

22/05/2014

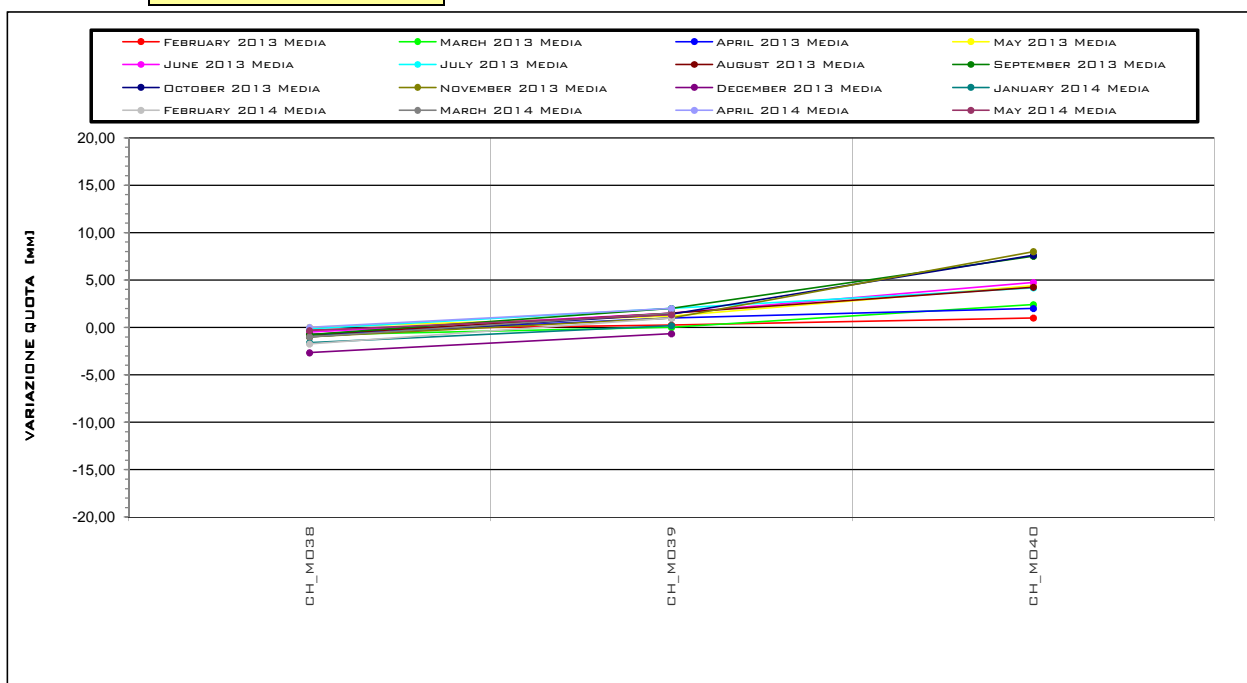
Let. n°	DATA	CH_M038					CH_M039					CH_M040				
		Temp. Media[ °C]	Quota [m]	Quota Spost. [mm]	Est Spost. [mm]	Nord Spost. [mm]	Temp. Media[ °C]	Quota [m]	Quota Spost. [mm]	Est Spost. [mm]	Nord Spost. [mm]	Temp. Media[ °C]	Quota [m]	Quota Spost. [mm]	Est Spost. [mm]	Nord Spost. [mm]
1	07/02/2013 15.01	8,0	14,7	0,0	0,0	0,0	8,0	14,6	0,0	0,0	0,0					
2	14/02/2013 08.30	6,0	14,7	1,0	0,0	3,0	6,0	14,6	0,0	0,0	3,0					
3	14/02/2013 08.31											6,0	14,8	0,0	0,0	0,0
4	19/02/2013 15.30	12,0	14,7	-2,0	0,0	2,0	12,0	14,6	0,0	1,0	4,0	12,0	14,8	2,0	-1,0	-1,0
5	27/02/2013 08.30	6,0	14,7	0,0	-1,0	2,0	6,0	14,6	1,0	0,0	1,0	6,0	14,8	1,0	0,0	-1,0
6	05/03/2013 10.30	12,0	14,7	0,0	-1,0	3,0	12,0	14,6	0,0	-1,0	3,0	12,0	14,8	1,0	0,0	0,0
7	12/03/2013 08.30	10,0	14,7	-1,0	-1,0	3,0	10,0	14,6	-1,0	-1,0	3,0	10,0	14,8	2,0	1,0	-1,0
8	19/03/2013 16.00	16,0	14,7	0,0	-1,0	2,0	16,0	14,6	2,0	-1,0	3,0	16,0	14,8	3,0	2,0	-1,0
9	26/03/2013 08.30	13,0	14,7	-1,0	0,0	0,0	13,0	14,6	0,0	0,0	-1,0	13,0	14,8	3,0	1,0	-1,0
10	28/03/2013 11.00	15,0	14,7	-2,0	0,0	0,0	15,0	14,6	-1,0	0,0	0,0	15,0	14,8	3,0	1,0	-1,0
11	03/04/2013 17.30	16,0	14,7	0,0	-1,0	0,0	16,0	14,6	2,0	-1,0	1,0	16,0	14,8	2,0	0,0	-2,0
12	10/04/2013 10.30	16,0	14,7	-1,0	-1,0	1,0	16,0	14,6	1,0	-1,0	2,0	16,0	14,8	2,0	1,0	1,0
13	16/04/2013 15.00	23,0	14,7	0,0	-2,0	2,0	23,0	14,6	2,0	-1,0	0,0	23,0	14,8	2,0	1,0	-2,0
14	23/04/2013 08.30	13,0	14,7	-2,0	-2,0	1,0	13,0	14,6	-1,0	-1,0	0,0	13,0	14,8	2,0	-1,0	-1,0
15	03/05/2013 14.30	25,0	14,7	1,0	2,0	2,0	25,0	14,6	2,0	1,0	1,0	25,0	14,8	4,0	3,0	1,0
16	09/05/2013 08.30	18,0	14,7	0,0	-1,0	2,0	18,0	14,6	1,0	-1,0	1,0	18,0	14,8	5,0	2,0	2,0
17	15/05/2013 14.30	21,0	14,7	1,0	0,0	1,0	21,0	14,6	2,0	-1,0	0,0	21,0	14,8	4,0	3,0	0,0
18	22/05/2013 08.30	19,0	14,7	0,0	-2,0	2,0	19,0	14,6	1,0	-4,0	1,0	19,0	14,8	4,0	3,0	1,0
19	31/05/2013 15.30	18,0	14,7	-2,0	-2,0	3,0	18,0	14,6	0,0	-3,0	2,0	18,0	14,8	5,0	2,0	0,0
20	07/06/2013 08.30	21,0	14,7	-1,0	-1,0	3,0	21,0	14,6	0,0	-1,0	1,0	21,0	14,8	5,0	3,0	0,0
21	13/06/2013 14.30	28,0	14,7	0,0	0,0	1,0	28,0	14,6	2,0	0,0	-1,0	28,0	14,8	6,0	4,0	-1,0
22	18/06/2013 09.00	28,0	14,7	-1,0	-2,0	3,0	28,0	14,6	2,0	-2,0	1,0	28,0	14,8	4,0	2,0	1,0
23	25/06/2013 18.00	28,0	14,7	0,0	-1,0	2,0	28,0	14,6	2,0	-1,0	1,0	28,0	14,8	4,0	4,0	0,0
24	01/07/2013 07.30	22,0	14,7	0,0	0,0	3,0	22,0	14,6	2,0	-1,0	2,0	22,0	14,8	3,0	3,0	-1,0
25	08/07/2013 17.30	25,0	14,7	0,0	-1,0	2,0	25,0	14,6	3,0	-2,0	0,0	25,0	14,8	4,0	4,0	1,0
26	13/07/2013 07.30	25,0	14,7	0,0	0,0	2,0	25,0	14,6	1,0	-2,0	2,0	25,0	14,8	4,0	2,0	1,0
27	18/07/2013 07.30	25,0	14,7	-1,0	-2,0	2,0	25,0	14,6	2,0	-3,0	1,0	25,0	14,8	4,0	2,0	0,0
28	25/07/2013 18.00	27,0	14,7	0,0	-1,0	2,0	27,0	14,6	2,0	-1,0	1,0	27,0	14,8	5,0	2,0	0,0
29	31/07/2013 09.00	27,0	14,7	0,0	-1,0	2,0	27,0	14,6	2,0	-1,0	0,0	27,0	14,8	5,0	3,0	-1,0
30	07/08/2013 09.00	29,0	14,7	-2,0	-2,0	3,0	29,0	14,6	1,0	-3,0	1,0	29,0	14,8	4,0	4,0	1,0
31	13/08/2013 09.00	27,0	14,7	-3,0	-3,0	4,0	27,0	14,6	0,0	-4,0	2,0	27,0	14,8	3,0	4,0	2,0
32	21/08/2013 07.30	23,0	14,7	1,0	2,0	4,0	23,0	14,6	2,0	0,0	2,0	23,0	14,8	4,0	4,0	0,0
33	28/08/2013 10.30	25,0	14,7	1,0	-1,0	4,0	25,0	14,6	3,0	-2,0	4,0	25,0	14,8	6,0	3,0	-1,0
34	06/09/2013 17.30	29,0	14,7	0,0	-2,0	2,0	29,0	14,6	3,0	-3,0	0,0	29,0	14,8	7,0	1,0	-2,0
35	13/09/2013 07.30	18,0	14,7	-1,0	-1,0	3,0	18,0	14,6	1,0	-2,0	0,0	18,0	14,8	7,0	1,0	-2,0
36	21/09/2013 09.30	21,0	14,7	-1,0	-2,0	2,0	21,0	14,6	2,0	-2,0	2,0	21,0	14,8	8,0	0,0	-3,0
37	26/09/2013 09.30	18,0	14,7	-1,0	-2,0	2,0	18,0	14,6	2,0	-3,0	0,0	18,0	14,8	8,0	0,0	-2,0
38	03/10/2013 16.30	20,0	14,7	-1,0	-1,0	3,0	20,0	14,6	2,0	-2,0	2,0	20,0	14,8	7,0	1,0	-2,0
39	10/10/2013 08.30	16,0	14,7	-1,0	-2,0	2,0	16,0	14,6	2,0	-3,0	0,0	16,0	14,8	8,0	2,0	-1,0
40	16/10/2013 14.30	23,0	14,7	-1,0	-2,0	3,0	23,0	14,6	1,0	-3,0	2,0	23,0	14,8	8,0	0,0	-1,0
41	24/10/2013 08.30	18,0	14,7	-1,0	0,0	2,0	18,0	14,6	1,0	-1,0	0,0	18,0	14,8	7,0	1,0	-1,0
42	31/10/2013 14.30	23,0	14,7	-1,0	-2,0	3,0	23,0	14,6	1,0	-2,0	2,0	23,0	14,8	8,0	2,0	-1,0
43	07/11/2013 08.30	11,0	14,7	-1,0	-2,0	1,0	11,0	14,6	1,0	-2,0	0,0	11,0	14,8	8,0	1,0	0,0
44	14/11/2013 14.30	20,0	14,7	-1,0	-3,0	2,0	20,0	14,6	1,0	-4,0	0,0					
45	25/11/2013 15.30	12,0	14,7	-1,0	-2,0	1,0	12,0	14,6	1,0	-1,0	0,0					
46	30/11/2013 08.30	7,0	14,7	-1,0	-1,0	2,0	7,0	14,6	1,0	-1,0	2,0					
47	05/12/2013 08.30	7,0	14,7	-1,0	-1,0	3,0	7,0	14,6	1,0	-2,0	1,0					
48	19/12/2013 13.00	8,0	14,7	-3,0	-3,0	5,0	8,0	14,6	-1,0	-4,0	3,0					
49	27/12/2013 09.00	8,0	14,7	-4,0	-4,0	6,0	8,0	14,6	-2,0	-5,0	6,0					
50	02/01/2014 07.30	14,0	14,7	-5,0	-5,0	7,0	14,0	14,6	-2,0	-5,0	5,0					
51	08/01/2014 14.30	14,0	14,7	-2,0	-3,0	3,0	14,0	14,6	0,0	-5,0	3,0					
52	15/01/2014 08.30	11,0	14,7	-1,0	-2,0	2,0	11,0	14,6	1,0	-5,0	2,0					
53	22/01/2014 14.30	12,0	14,7	0,0	-3,0	3,0	12,0	14,6	1,0	-4,0	3,0					
54	29/01/2014 08.30	7,0	14,7	0,0	-1,0	4,0	7,0	14,6	1,0	-3,0	2,0					
55	06/02/2014 14.30	14,0	14,7	-2,0	-4,0	5,0	14,0	14,6	1,0	-5,0	3,0					
56	12/02/2014 08.30	11,0	14,7	-2,0	-3,0	5,0	11,0	14,6	1,0	-3,0	2,0					
57	19/02/2014 14.30	18,0	14,7	-2,0	-3,0	4,0	18,0	14,6	1,0	-4,0	4,0					
58	28/02/2014 08.30	12,0	14,7	-1,0	-4,0	6,0	12,0	14,6	1,0	-5,0	4,0					
59	06/03/2014 16.30	15,0	14,7	-2,0	-4,0	6,0	15,0	14,6	1,0	-4,0	5,0					
60	10/03/2014 08.30	10,0	14,7	-2,0	-3,0	6,0	10,0	14,6	1,0	-4,0	4,0					
61	17/03/2014 15.30	15,0	14,7	0,0	-3,0	6,0	15,0	14,6	2,0	-5,0	2,0					
62	24/03/2014 08.30	10,0	14,7	0,0	-2,0	6,0	10,0	14,6	2,0	-5,0	3,0					
63	01/04/2014 18.30	15,0	14,7	0,0	-5,0	5,0	15,0	14,6	2,0	-6,0	4,0					
64	09/04/2014 08.30	15,0	14,7	0,0	-3,0	5,0	15,0	14,6	2,0	-5,0	4,0					
65	16/04/2014 08.30	10,0	14,7	0,0	-5,0	6,0	10,0	14,6	2,0	-6,0	4,0					
66	24/04/2014 08.30	15,0	14,7	0,0	-4,0	6,0	15,0	14,6	2,0	-6,0	5,0					
67	06/05/2014 08.30	15,0	14,7	0,0	-3,0	4,0	15,0	14,6	1,0	-5,0	2,0					
68	13/05/2014 08.30	18,0	14,7	0,0	-3,0	5,0	18,0	14,6	1,0	-5,0	3,0					
69	22/05/2014 08.30	20,0	14,7	-1,0	-4,0	5,0	20,0	14,6	2,0	-5,0	3,0					

**Ubicazione** STAZIONE CHIAIA  
**Opera** \ \ III Ordine - Tufo \ 38-40  
**Tipo Strumento** Mire Ottiche  
**Data posa in opera** 07/02/2013  
**Data lettura di zero** 07/02/2013

**GRAFICO QUOTA**



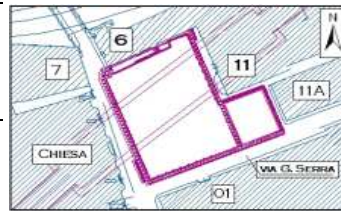
**GRAFICO ISOCRONE**



**Ubicazione** STAZIONE CHIAIA  
**Opera** \ \ III Ordine - Tufo \ 38-40  
**Tipo Strumento** Mire Ottiche  
**Data posa in opera** 07/02/2013  
**Data lettura di zero** 07/02/2013

UBICAZIONE

STAZIONE CHIAIA



\ \ III Ordine - Tufo \ 38-40

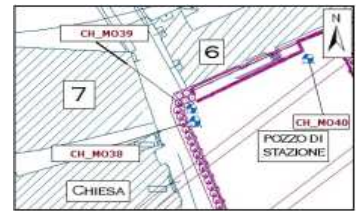


GRAFICO EST

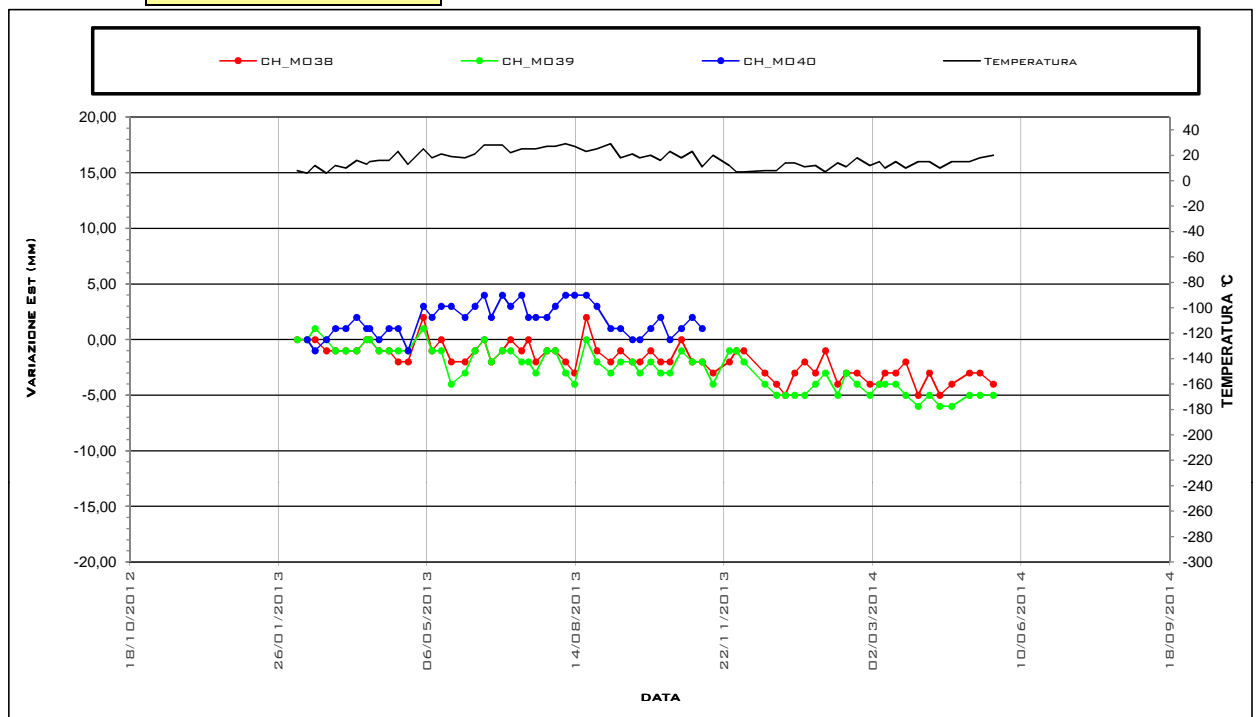
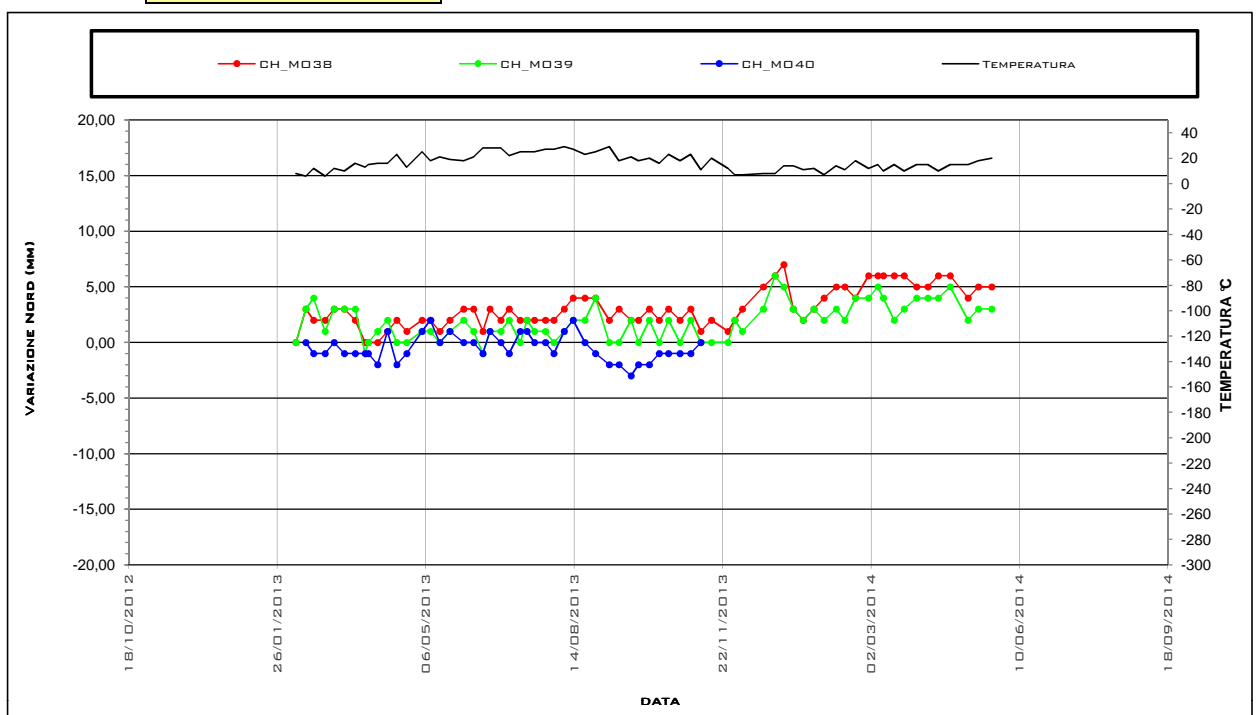


GRAFICO NORD



**Ubicazione** STAZIONE CHIAIA

**Opera \ \ IV Ordine - Tufo \ 41-44**

**Tipo Strumento** Mire Ottiche

**Data posa in opera 05/03/2013**

**Data lettura di zero 05/03/2013**

## Ultima Misura

64

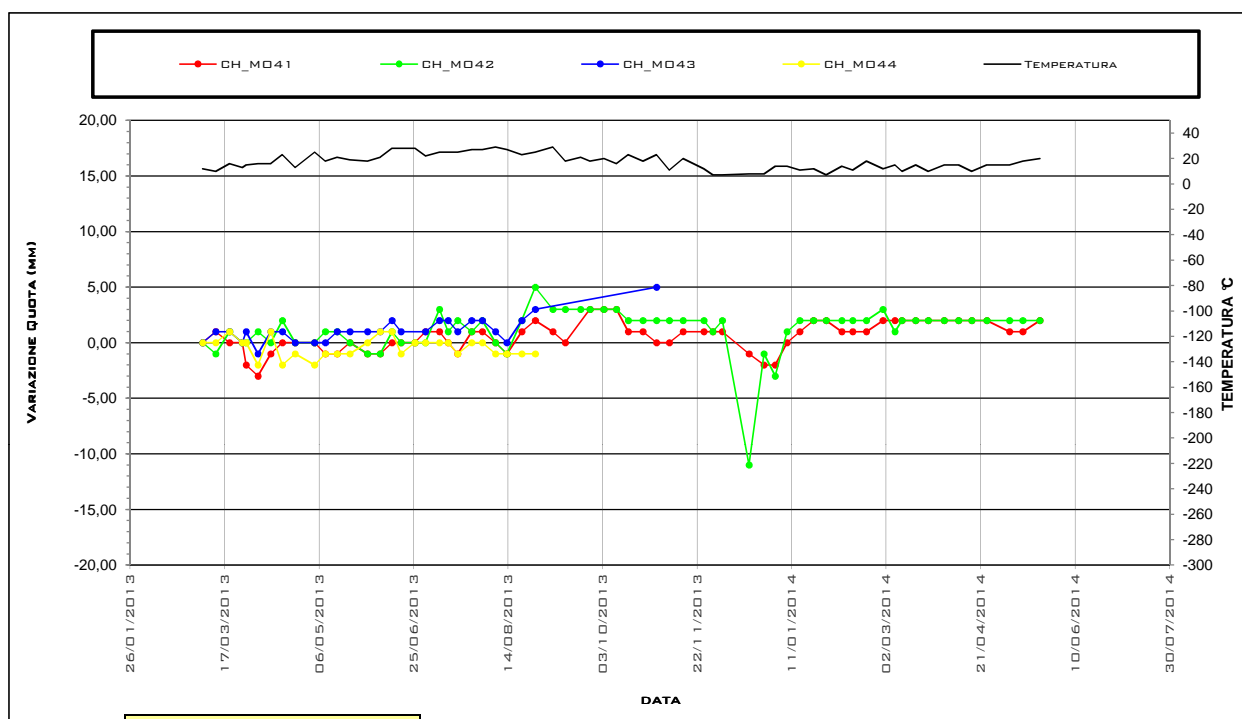
in  
data

22/05/2014

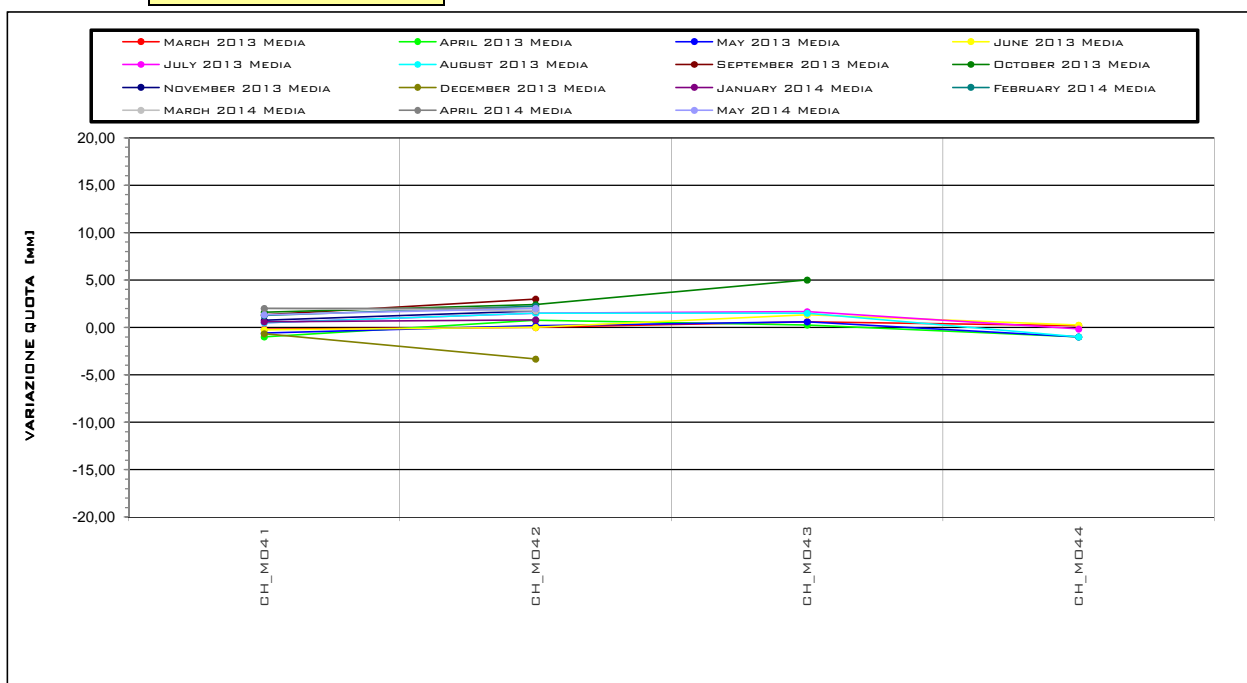
Lett. n°	DATA	CH_M041					CH_M042					CH_M043					CH_M044				
		Temp. Media[° C]	Quota [m]	Quota Spost. [mm]	Est Spost. [mm]	Nord Spost. [mm]	Temp. Media[° C]	Quota [m]	Quota Spost. [mm]	Est Spost. [mm]	Nord Spost. [mm]	Temp. Media[° C]	Quota [m]	Quota Spost. [mm]	Est Spost. [mm]	Nord Spost. [mm]	Temp. Media[° C]	Quota [m]	Quota Spost. [mm]	Est Spost. [mm]	Nord Spost. [mm]
1	05/03/2013 10.30	12,0	9,5	0,0	0,0	0,0	12,0	9,4	0,0	0,0	0,0	12,0	9,7	0,0	0,0	0,0	12,0	10,2	0,0	0,0	0,0
2	12/03/2013 08.30	10,0	9,5	1,0	1,0	3,0	10,0	9,4	-1,0	-1,0	2,0	10,0	9,7	1,0	1,0	-2,0	10,0	10,2	0,0	-1,0	-2,0
3	19/03/2013 16.00	16,0	9,5	0,0	0,0	4,0	16,0	9,4	1,0	-1,0	2,0	16,0	9,7	1,0	2,0	-2,0	16,0	10,2	1,0	0,0	-2,0
4	26/03/2013 08.30	13,0	9,5	0,0	2,0	0,0	13,0	9,4	0,0	2,0	-2,0	13,0	9,7	0,0	1,0	-2,0	13,0	10,2	0,0	0,0	-3,0
5	28/03/2013 11.00	15,0	9,5	-2,0	0,0	1,0	15,0	9,4	0,0	0,0	0,0	15,0	9,7	1,0	1,0	-2,0	15,0	10,2	0,0	0,0	-2,0
6	03/04/2013 17.30	16,0	9,5	-3,0	0,0	2,0	16,0	9,4	1,0	0,0	0,0	16,0	9,7	-1,0	1,0	-4,0	16,0	10,2	-2,0	-1,0	-3,0
7	10/04/2013 10.30	16,0	9,5	-1,0	-1,0	2,0	16,0	9,4	0,0	0,0	2,0	16,0	9,7	1,0	1,0	-2,0	16,0	10,2	1,0	0,0	-1,0
8	16/04/2013 15.00	23,0	9,5	0,0	0,0	1,0	23,0	9,4	2,0	0,0	0,0	23,0	9,7	1,0	1,0	-4,0	23,0	10,2	-2,0	-1,0	-3,0
9	23/04/2013 08.30	13,0	9,5	0,0	0,0	0,0	13,0	9,4	0,0	0,0	0,0	13,0	9,7	0,0	0,0	-2,0	13,0	10,2	-1,0	-1,0	-1,0
10	03/05/2013 14.30	25,0	9,5	0,0	1,0	1,0	25,0	9,4	0,0	1,0	0,0	25,0	9,7	0,0	5,0	-3,0	25,0	10,2	-2,0	1,0	-2,0
11	09/05/2013 08.30	18,0	9,5	-1,0	-1,0	2,0	18,0	9,4	1,0	-1,0	1,0	18,0	9,7	0,0	3,0	-2,0	18,0	10,2	-1,0	-2,0	-2,0
12	15/05/2013 14.30	21,0	9,5	-1,0	0,0	2,0	21,0	9,4	1,0	1,0	0,0	21,0	9,7	1,0	4,0	-4,0	21,0	10,2	-1,0	0,0	-4,0
13	22/05/2013 08.30	19,0	9,5	0,0	-1,0	3,0	19,0	9,4	0,0	-1,0	0,0	19,0	9,7	1,0	4,0	-5,0	19,0	10,2	-1,0	0,0	-3,0
14	31/05/2013 15.30	18,0	9,5	-1,0	-1,0	3,0	18,0	9,4	-1,0	-2,0	1,0	18,0	9,7	1,0	4,0	-4,0	18,0	10,2	0,0	-1,0	-3,0
15	07/06/2013 08.30	21,0	9,5	-1,0	-1,0	2,0	21,0	9,4	-1,0	-1,0	2,0	21,0	9,7	1,0	4,0	-5,0	21,0	10,2	1,0	0,0	-4,0
16	13/06/2013 14.30	28,0	9,5	0,0	0,0	0,0	28,0	9,4	1,0	-1,0	0,0	28,0	9,7	2,0	5,0	-5,0	28,0	10,2	1,0	1,0	-4,0
17	18/06/2013 09.00	28,0	9,5	0,0	0,0	2,0	28,0	9,4	0,0	-2,0	1,0	28,0	9,7	1,0	3,0	-4,0	28,0	10,2	-1,0	0,0	-2,0
18	25/06/2013 18.00	28,0	9,5	0,0	0,0	2,0	28,0	9,4	0,0	0,0	1,0					28,0	10,2	0,0	0,0	-4,0	
19	01/07/2013 07.30	22,0	9,5	1,0	0,0	2,0	22,0	9,4	0,0	-1,0	1,0	22,0	9,7	1,0	4,0	-5,0	22,0	10,2	0,0	0,0	-3,0
20	08/07/2013 17.30	25,0	9,5	1,0	0,0	3,0	25,0	9,4	3,0	-1,0	0,0	25,0	9,7	2,0	5,0	-3,0	25,0	10,2	0,0	1,0	-1,0
21	13/07/2013 07.30	25,0	9,5	0,0	0,0	3,0	25,0	9,4	1,0	-2,0	0,0	25,0	9,7	2,0	3,0	-3,0	25,0	10,2	0,0	0,0	-3,0
22	18/07/2013 07.30	25,0	9,5	-1,0	-1,0	2,0	25,0	9,4	2,0	-2,0	0,0	25,0	9,7	1,0	3,0	-4,0	25,0	10,2	-1,0	-1,0	-2,0
23	25/07/2013 18.00	27,0	9,5	1,0	1,0	2,0	27,0	9,4	1,0	-1,0	1,0	27,0	9,7	2,0	4,0	-4,0	27,0	10,2	0,0	-1,0	-2,0
24	31/07/2013 09.00	27,0	9,5	1,0	-1,0	2,0	27,0	9,4	2,0	-2,0	0,0	27,0	9,7	2,0	3,0	-4,0	27,0	10,2	0,0	-1,0	-1,0
25	07/08/2013 09.00	29,0	9,5	0,0	-1,0	3,0	29,0	9,4	0,0	-4,0	1,0	29,0	9,7	1,0	4,0	-3,0	29,0	10,2	-1,0	-3,0	-1,0
26	13/08/2013 09.00	27,0	9,5	-1,0	-2,0	4,0	27,0	9,4	-1,0	-5,0	2,0	27,0	9,7	0,0	5,0	-2,0	27,0	10,2	-1,0	-2,0	-1,0
27	21/08/2013 07.30	23,0	9,5	1,0	1,0	3,0	23,0	9,4	2,0	0,0	1,0	23,0	9,7	2,0	5,0	-5,0	23,0	10,2	-1,0	1,0	-2,0
28	28/08/2013 10.30	25,0	9,5	2,0	-2,0	4,0	25,0	9,4	5,0	-1,0	2,0	25,0	9,7	3,0	4,0	-5,0	25,0	10,2	-1,0	1,0	-1,0
29	06/09/2013 17.30	29,0	9,5	1,0	-2,0	2,0	29,0	9,4	3,0	-1,0	0,0										
30	13/09/2013 07.30	18,0	9,5	0,0	0,0	2,0	18,0	9,4	3,0	0,0	0,0										
31	21/09/2013 09.30						21,0	9,4	3,0	-1,0	1,0										
32	26/09/2013 09.30	18,0	9,5	3,0	-1,0	4,0	18,0	9,4	3,0	-1,0	1,0										
33	03/10/2013 16.30	20,0	9,5	3,0	-1,0	5,0	20,0	9,4	3,0	-1,0	2,0										
34	10/10/2013 08.30	16,0	9,5	3,0	-3,0	3,0	16,0	9,4	3,0	-2,0	0,0										
35	16/10/2013 14.30	23,0	9,5	1,0	-3,0	4,0	23,0	9,4	2,0	-1,0	2,0										
36	24/10/2013 08.30	18,0	9,5	1,0	-1,0	4,0	18,0	9,4	2,0	1,0	0,0										
37	31/10/2013 14.30	23,0	9,5	0,0	-2,0	5,0	23,0	9,4	2,0	-1,0	1,0	23,0	9,7	5,0	5,0	-5,0					
38	07/11/2013 08.30	11,0	9,5	0,0	-1,0	3,0	11,0	9,4	2,0	0,0	0,0										
39	14/11/2013 14.30	20,0	9,5	1,0	-3,0	4,0	20,0	9,4	2,0	-2,0	0,0										
40	25/11/2013 15.30	12,0	9,5	1,0	-1,0	3,0	12,0	9,4	2,0	-1,0	0,0										
41	30/11/2013 08.30	7,0	9,5	1,0	0,0	5,0	7,0	9,4	1,0	1,0	1,0										
42	05/12/2013 08.30	7,0	9,5	1,0	-3,0	4,0	7,0	9,4	2,0	0,0	1,0										
43	19/12/2013 13.00	8,0	9,5	-1,0	-4,0	6,0	8,0	9,4	-11,0	-3,0	2,0										
44	27/12/2013 09.00	8,0	9,5	-2,0	-5,0	7,0	8,0	9,4	-1,0	-5,0	4,0										
45	02/01/2014 07.30	14,0	9,5	-2,0	-6,0	8,0	14,0	9,4	-3,0	-6,0	4,0										
46	08/01/2014 14.30	14,0	9,5	0,0	-4,0	5,0	14,0	9,4	1,0	-3,0	2,0										
47	15/01/2014 08.30	11,0	9,5	1,0	-2,0	4,0	11,0	9,4	2,0	-2,0	1,0										
48	22/01/2014 14.30	12,0	9,5	2,0	-2,0	5,0	12,0	9,4	2,0	-2,0	1,0										
49	29/01/2014 08.30	7,0	9,5	2,0	-3,0	5,0	7,0	9,4	2,0	-2,0	1,0										
50	06/02/2014 14.30	14,0	9,5	1,0	-3,0	6,0	14,0	9,4	2,0	-3,0	3,0										
51	12/02/2014 08.30	11,0	9,5	1,0	-3,0	6,0	11,0	9,4	2,0	-3,0	2,0										
52	19/02/2014 14.30	18,0	9,5	1,0	-3,0	7,0	18,0	9,4	2,0	-2,0	3,0										
53	28/02/2014 08.30	12,0	9,5	2,0	-2,0	7,0	12,0	9,4	3,0	-3,0	4,0										
54	06/03/2014 16.30	15,0	9,5	2,0	-3,0	7,0	15,0	9,4	1,0	-3,0	3,0										
55	10/03/2014 08.30	10,0	9,5	2,0	-3,0	7,0	10,0	9,4	2,0	-2,0	4,0										
56	17/03/2014 15.30	15,0	9,5	2,0	-3,0	6,0	15,0	9,4	2,0	-3,0	3,0										
57	24/03/2014 08.30	10,0	9,5	2,0	-3,0	7,0	10,0	9,4	2,0	-4,0	4,0										
58	01/04/2014 18.30	15,0	9,5	2,0	-6,0	8,0	15,0	9,4	2,0	-6,0	3,0										
59	09/04/2014 08.30	15,0	9,5	2,0	-5,0	6,0	15,0	9,4	2,0	-4,0	3,0										
60	16/04/2014 08.30	10,0	9,5	2,0	-5,0	7,0	10,0	9,4	2,0	-3,0	3,0										
61	24/04/2014 08.30	15,0	9,5	2,0	-4,0	8,0	15,0	9,4	2,0	-5,0	4,0										
62	06/05/2014 08.30	15,0	9,5	1,0	-3,0	6,0	15,0	9,4	2,0	-4,0	1,0										
63	13/05/2014 08.30	18,0	9,5	1,0	-4,0	7,0	18,0	9,4	2,0	-5,0	2,0										
64	22/05/2014 08.30	20,0	9,5	2,0	-5,0	5,0	20,0	9,4	2,0	-5,0	2,0										

Ubicazione STAZIONE CHIAIA  
Opera \ \ IV Ordine - Tufo \ 41-44  
Tipo Strumento Mire Ottiche  
Data posa in opera 05/03/2013  
Data lettura di zero 05/03/2013

**GRAFICO QUOTA**



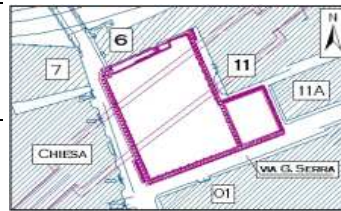
**GRAFICO ISOCRONE**



**Ubicazione** STAZIONE CHIAIA  
**Opera** \ \ IV Ordine - Tufo \ 41-44  
**Tipo Strumento** Mire Ottiche  
**Data posa in opera** 05/03/2013  
**Data lettura di zero** 05/03/2013

UBICAZIONE

STAZIONE CHIAIA



\ \ IV Ordine - Tufo \ 41-44

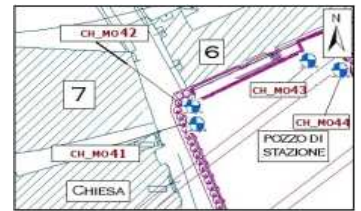


GRAFICO EST

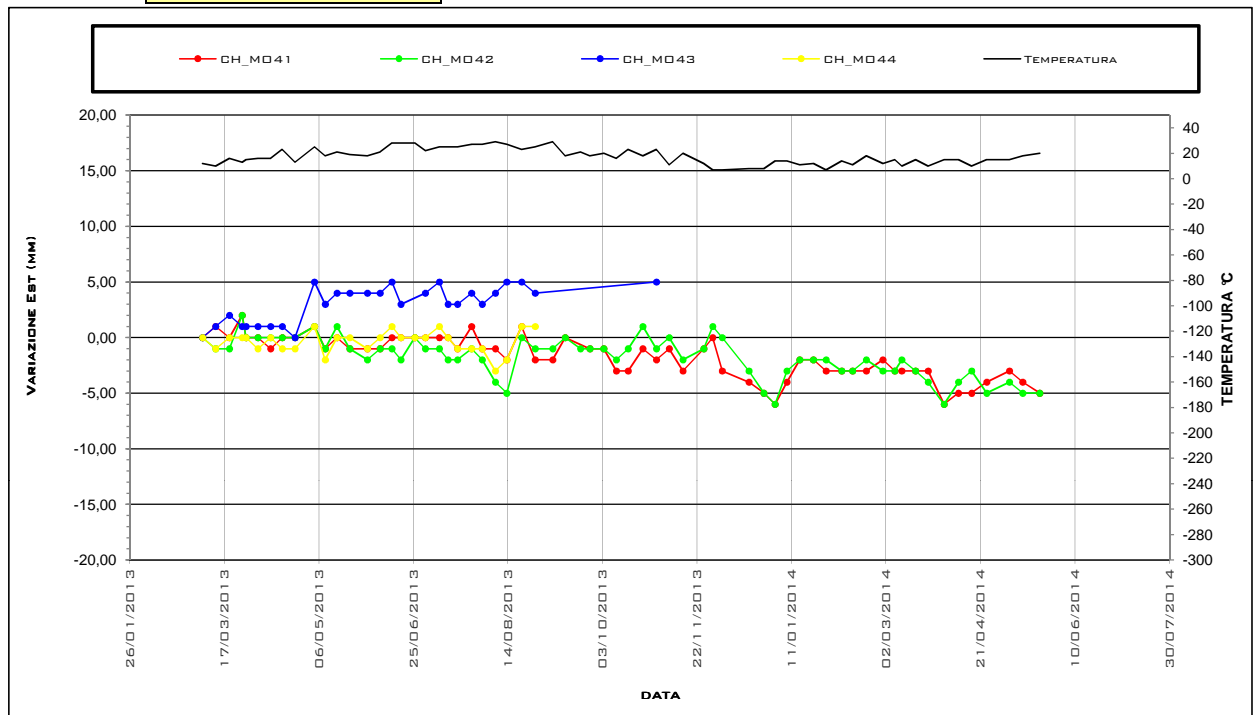
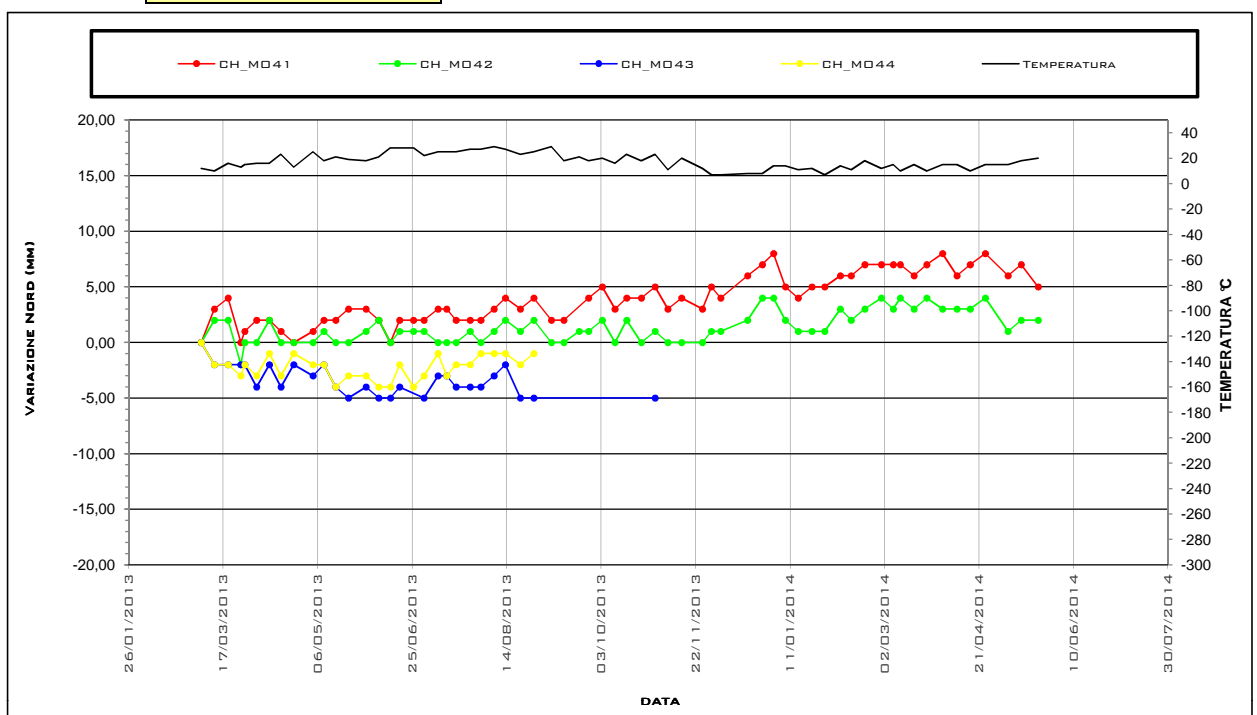


GRAFICO NORD





Ubicazione STAZIONE CHIAIA

Opera \ \ Supplementari \ 45-47

Tipo Strumento Mire Ottiche

Data posa in opera 28/03/2013

Data lettura di zero 28/03/2013

Ultima  
Misura

60

in  
data

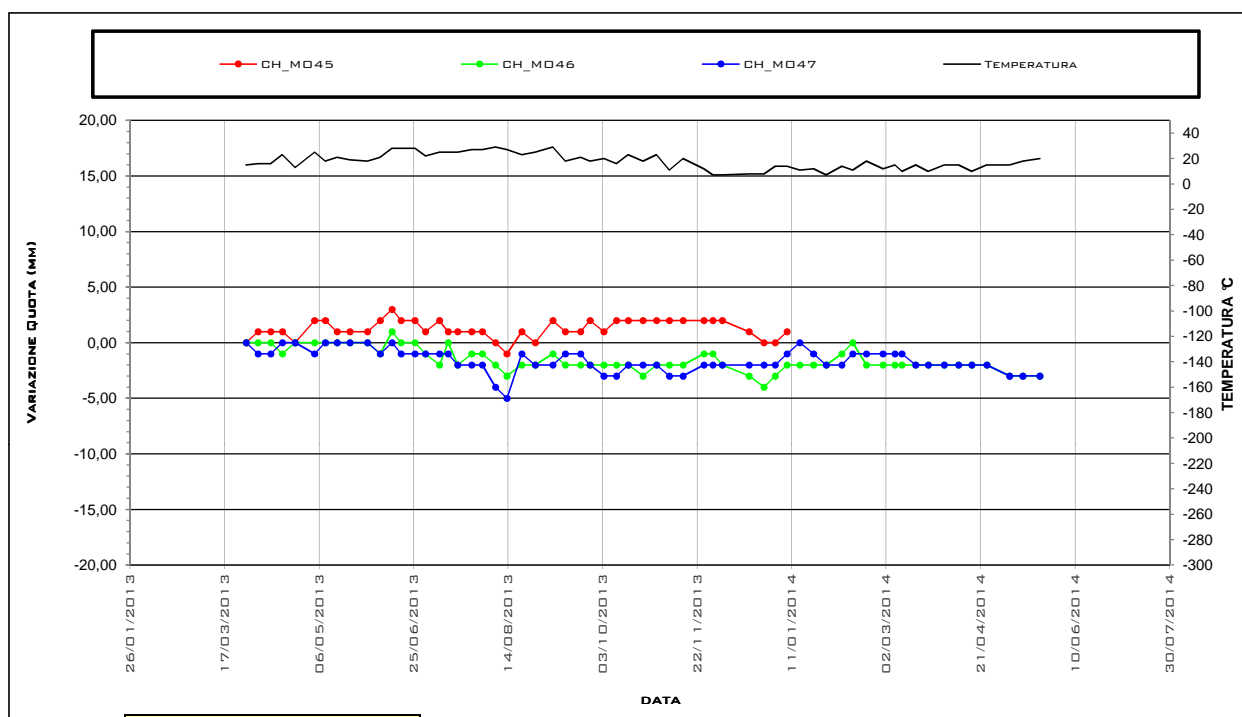
22/05/2014

Lett. n°	DATA	CH_M045					CH_M046					CH_M047				
		Temp. Media[ °C]	Quota [m]	Quota Spost. [mm]	Est Spost. [mm]	Nord Spost. [mm]	Temp. Media[ °C]	Quota [m]	Quota Spost. [mm]	Est Spost. [mm]	Nord Spost. [mm]	Temp. Media[ °C]	Quota [m]	Quota Spost. [mm]	Est Spost. [mm]	Nord Spost. [mm]
1	28/03/2013 11.00	15,0	14,8	0,0	0,0	0,0	15,0	15,1	0,0	0,0	0,0	15,0	15,3	0,0	0,0	0,0
2	03/04/2013 17.30	16,0	14,8	1,0	0,0	-1,0	16,0	15,1	0,0	-1,0	0,0	16,0	15,3	-1,0	-1,0	0,0
3	10/04/2013 10.30	16,0	14,8	1,0	2,0	2,0	16,0	15,1	0,0	0,0	2,0	16,0	15,3	-1,0	-1,0	2,0
4	16/04/2013 15.00	23,0	14,8	1,0	0,0	0,0	23,0	15,1	-1,0	0,0	0,0	23,0	15,3	0,0	0,0	1,0
5	23/04/2013 08.30	13,0	14,8	0,0	-2,0	2,0	13,0	15,1	0,0	-1,0	2,0	13,0	15,3	0,0	0,0	2,0
6	03/05/2013 14.30	25,0	14,8	2,0	0,0	1,0	25,0	15,1	0,0	1,0	0,0	25,0	15,3	-1,0	1,0	2,0
7	09/05/2013 08.30	18,0	14,8	2,0	-1,0	2,0	18,0	15,1	0,0	0,0	1,0	18,0	15,3	0,0	-1,0	3,0
8	15/05/2013 14.30	21,0	14,8	1,0	0,0	0,0	21,0	15,1	0,0	1,0	0,0	21,0	15,3	0,0	2,0	2,0
9	22/05/2013 08.30	19,0	14,8	1,0	0,0	0,0	19,0	15,1	0,0	1,0	0,0	19,0	15,3	0,0	1,0	2,0
10	31/05/2013 15.30	18,0	14,8	1,0	1,0	0,0	18,0	15,1	0,0	0,0	0,0	18,0	15,3	0,0	1,0	1,0
11	07/06/2013 08.30	21,0	14,8	2,0	0,0	-1,0	21,0	15,1	-1,0	1,0	1,0	21,0	15,3	-1,0	2,0	1,0
12	13/06/2013 14.30	28,0	14,8	3,0	3,0	0,0	28,0	15,1	1,0	3,0	-1,0	28,0	15,3	0,0	3,0	1,0
13	18/06/2013 09.00	28,0	14,8	2,0	0,0	1,0	28,0	15,1	0,0	1,0	1,0	28,0	15,3	-1,0	1,0	2,0
14	25/06/2013 18.00	28,0	14,8	2,0	1,0	1,0	28,0	15,1	0,0	1,0	0,0	28,0	15,3	-1,0	1,0	1,0
15	01/07/2013 07.30	22,0	14,8	1,0	0,0	0,0	22,0	15,1	-1,0	1,0	0,0	22,0	15,3	-1,0	1,0	2,0
16	08/07/2013 17.30	25,0	14,8	2,0	2,0	1,0	25,0	15,1	-2,0	2,0	1,0	25,0	15,3	-1,0	2,0	2,0
17	13/07/2013 07.30	25,0	14,8	1,0	1,0	1,0	25,0	15,1	0,0	0,0	0,0	25,0	15,3	-1,0	1,0	3,0
18	18/07/2013 07.30	25,0	14,8	1,0	1,0	1,0	25,0	15,1	-2,0	2,0	1,0	25,0	15,3	-2,0	3,0	3,0
19	25/07/2013 18.00	27,0	14,8	1,0	1,0	1,0	27,0	15,1	-1,0	2,0	1,0	27,0	15,3	-2,0	3,0	3,0
20	31/07/2013 09.00	27,0	14,8	1,0	0,0	1,0	27,0	15,1	-1,0	1,0	1,0	27,0	15,3	-2,0	1,0	4,0
21	07/08/2013 09.00	29,0	14,8	0,0	2,0	2,0	29,0	15,1	-2,0	2,0	1,0	29,0	15,2	-4,0	2,0	3,0
22	13/08/2013 09.00	27,0	14,8	-1,0	3,0	3,0	27,0	15,1	-3,0	2,0	0,0	27,0	15,2	-5,0	3,0	2,0
23	21/08/2013 07.30	23,0	14,8	1,0	1,0	1,0	23,0	15,1	-2,0	3,0	1,0	23,0	15,3	-1,0	3,0	3,0
24	28/08/2013 10.30	25,0	14,8	0,0	2,0	1,0	25,0	15,1	-2,0	3,0	1,0	25,0	15,3	-2,0	3,0	4,0
25	06/09/2013 17.30	29,0	14,8	2,0	2,0	1,0	29,0	15,1	-1,0	2,0	1,0	29,0	15,3	-2,0	2,0	2,0
26	13/09/2013 07.30	18,0	14,8	1,0	2,0	1,0	18,0	15,1	-2,0	2,0	1,0	18,0	15,3	-1,0	1,0	2,0
27	21/09/2013 09.30	21,0	14,8	1,0	2,0	0,0	21,0	15,1	-2,0	2,0	1,0	21,0	15,3	-1,0	2,0	2,0
28	26/09/2013 09.30	18,0	14,8	2,0	1,0	1,0	18,0	15,1	-2,0	2,0	1,0	18,0	15,3	-2,0	3,0	3,0
29	03/10/2013 16.30	20,0	14,8	1,0	2,0	1,0	20,0	15,1	-2,0	3,0	1,0	20,0	15,3	-3,0	3,0	2,0
30	10/10/2013 08.30	16,0	14,8	2,0	2,0	2,0	16,0	15,1	-2,0	2,0	3,0	16,0	15,3	-3,0	4,0	4,0
31	16/10/2013 14.30	23,0	14,8	2,0	1,0	1,0	23,0	15,1	-2,0	2,0	2,0	23,0	15,3	-2,0	2,0	3,0
32	24/10/2013 08.30	18,0	14,8	2,0	2,0	1,0	18,0	15,1	-3,0	3,0	1,0	18,0	15,3	-2,0	3,0	4,0
33	31/10/2013 14.30	23,0	14,8	2,0	3,0	0,0	23,0	15,1	-2,0	2,0	1,0	23,0	15,3	-2,0	3,0	4,0
34	07/11/2013 08.30	11,0	14,8	2,0	3,0	2,0	11,0	15,1	-2,0	3,0	1,0	11,0	15,3	-3,0	4,0	4,0
35	14/11/2013 14.30	20,0	14,8	2,0	3,0	1,0	20,0	15,1	-2,0	2,0	1,0	20,0	15,3	-3,0	3,0	4,0
36	25/11/2013 15.30	12,0	14,8	2,0	2,0	2,0	12,0	15,1	-1,0	3,0	3,0	12,0	15,3	-2,0	3,0	4,0
37	30/11/2013 08.30	7,0	14,8	2,0	3,0	2,0	7,0	15,1	-1,0	3,0	1,0	7,0	15,3	-2,0	3,0	4,0
38	05/12/2013 08.30	7,0	14,8	2,0	3,0	0,0	7,0	15,1	-2,0	3,0	1,0	7,0	15,3	-2,0	3,0	2,0
39	19/12/2013 13.00	8,0	14,8	1,0	2,0	1,0	8,0	15,1	-3,0	2,0	1,0	8,0	15,3	-2,0	2,0	2,0
40	27/12/2013 09.00	8,0	14,8	0,0	1,0	2,0	8,0	15,1	-4,0	1,0	2,0	8,0	15,3	-2,0	1,0	3,0
41	02/01/2014 07.30	14,0	14,8	0,0	0,0	4,0	14,0	15,1	-3,0	2,0	1,0	14,0	15,3	-2,0	1,0	4,0
42	08/01/2014 14.30	14,0	14,8	1,0	4,0	3,0	14,0	15,1	-2,0	4,0	1,0	14,0	15,3	-1,0	5,0	3,0
43	15/01/2014 08.30						11,0	15,1	-2,0	4,0	1,0	11,0	15,3	0,0	2,0	3,0
44	22/01/2014 14.30						12,0	15,1	-2,0	5,0	2,0	12,0	15,3	-1,0	4,0	3,0
45	29/01/2014 08.30						7,0	15,1	-2,0	2,0	2,0	7,0	15,3	-2,0	2,0	3,0
46	06/02/2014 14.30						14,0	15,1	-1,0	3,0	1,0	14,0	15,3	-2,0	4,0	2,0
47	12/02/2014 08.30						11,0	15,1	0,0	3,0	1,0	11,0	15,3	-1,0	3,0	2,0
48	19/02/2014 14.30						18,0	15,1	-2,0	5,0	1,0	18,0	15,3	-1,0	3,0	3,0
49	28/02/2014 08.30						12,0	15,1	-2,0	1,0	0,0	12,0	15,3	-1,0	1,0	0,0
50	06/03/2014 16.30						15,0	15,1	-2,0	4,0	2,0	15,0	15,3	-1,0	4,0	2,0
51	10/03/2014 08.30						10,0	15,1	-2,0	4,0	2,0	10,0	15,3	-1,0	5,0	2,0
52	17/03/2014 15.30						15,0	15,1	-2,0	2,0	-1,0	15,0	15,3	-2,0	2,0	1,0
53	24/03/2014 08.30						10,0	15,1	-2,0	4,0	2,0	10,0	15,3	-2,0	4,0	1,0
54	01/04/2014 18.30						15,0	15,1	-2,0	2,0	0,0	15,0	15,3	-2,0	2,0	2,0
55	09/04/2014 08.30						15,0	15,1	-2,0	3,0	0,0	15,0	15,3	-2,0	1,0	0,0
56	16/04/2014 08.30						10,0	15,1	-2,0	4,0	2,0	10,0	15,3	-2,0	2,0	2,0
57	24/04/2014 08.30						15,0	15,1	-2,0	3,0	1,0	15,0	15,3	-2,0	1,0	1,0
58	06/05/2014 08.30						15,0	15,1	-3,0	3,0	1,0	15,0	15,3	-3,0	4,0	3,0
59	13/05/2014 08.30						18,0	15,1	-3,0	3,0	0,0	18,0	15,3	-3,0	3,0	0,0
60	22/05/2014 08.30						20,0	15,1	-3,0	3,0	1,0	20,0	15,3	-3,0	2,0	1,0

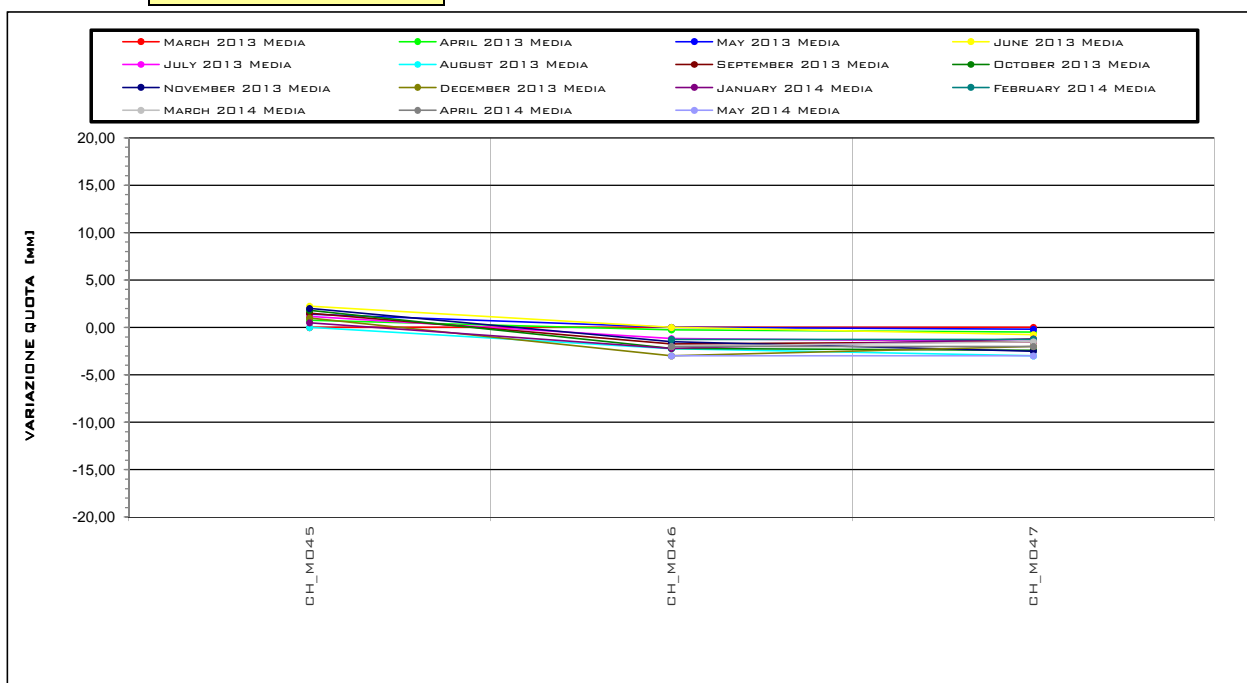


Ubicazione STAZIONE CHIAIA  
Opera \ \ Supplementari \ 45-47  
Tipo Strumento Mire Ottiche  
Data posa in opera 28/03/2013  
Data lettura di zero 28/03/2013

**GRAFICO QUOTA**



**GRAFICO ISOCRONE**



Ubicazione STAZIONE CHIAIA  
Opera \ \ Supplementari \ 45-47  
Tipo Strumento Mire Ottiche  
Data posa in opera 28/03/2013  
Data lettura di zero 28/03/2013

UBICAZIONE

STAZIONE CHIAIA



\ \ Supplementari \ 45-47



GRAFICO EST

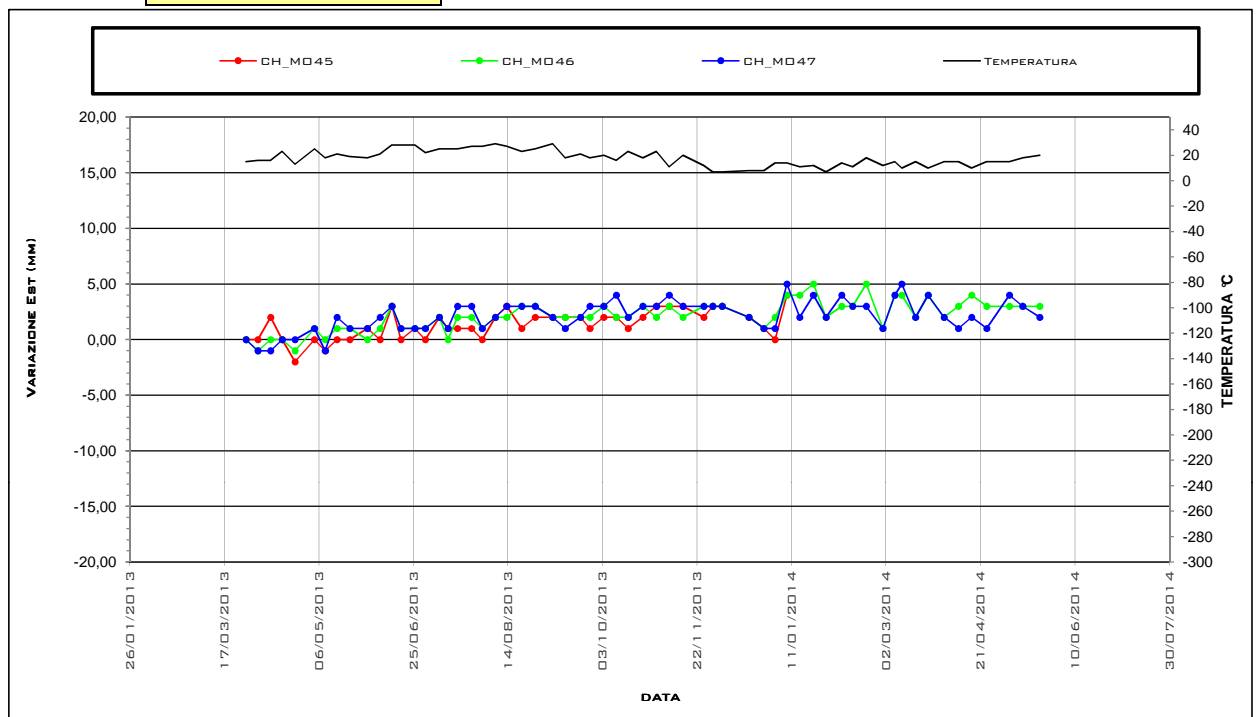
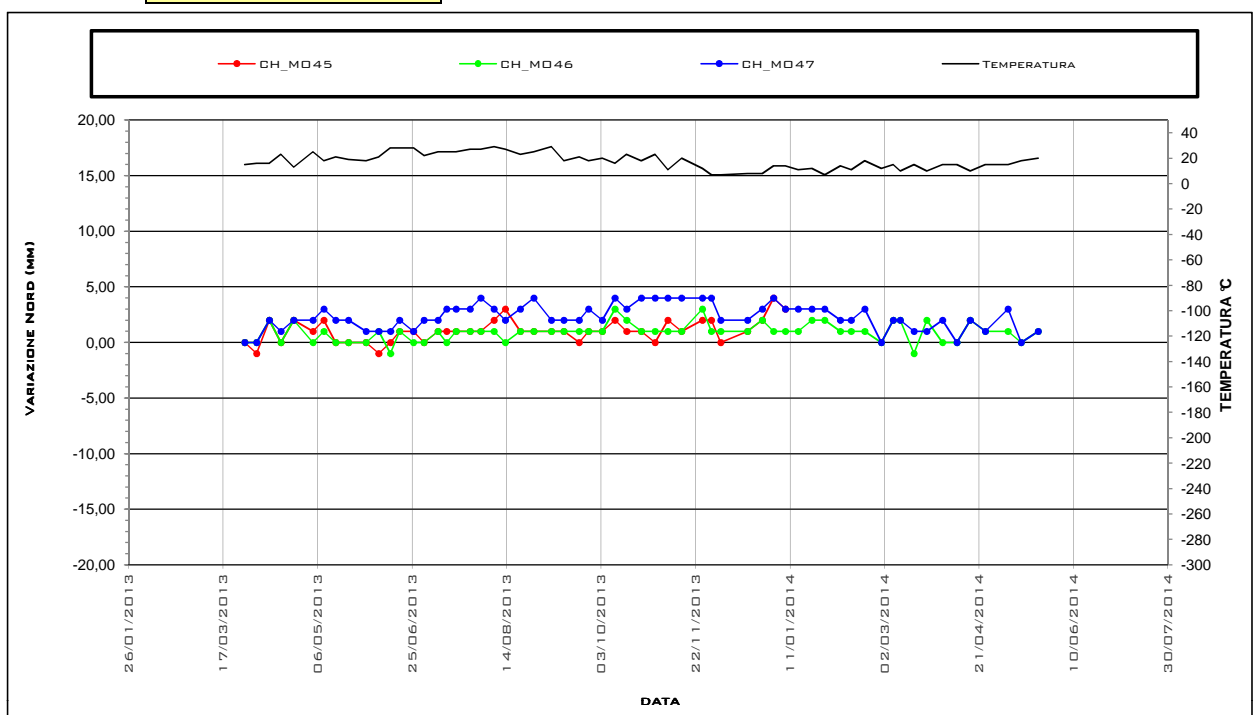


GRAFICO NORD



Ubicazione STAZIONE CHIAIA

Opera \ \ Supplementari \ 48-50

Tipo Strumento Mire Ottiche

Data posa in opera 28/03/2013

Data lettura di zero 28/03/2013

Ultima  
Misura

60

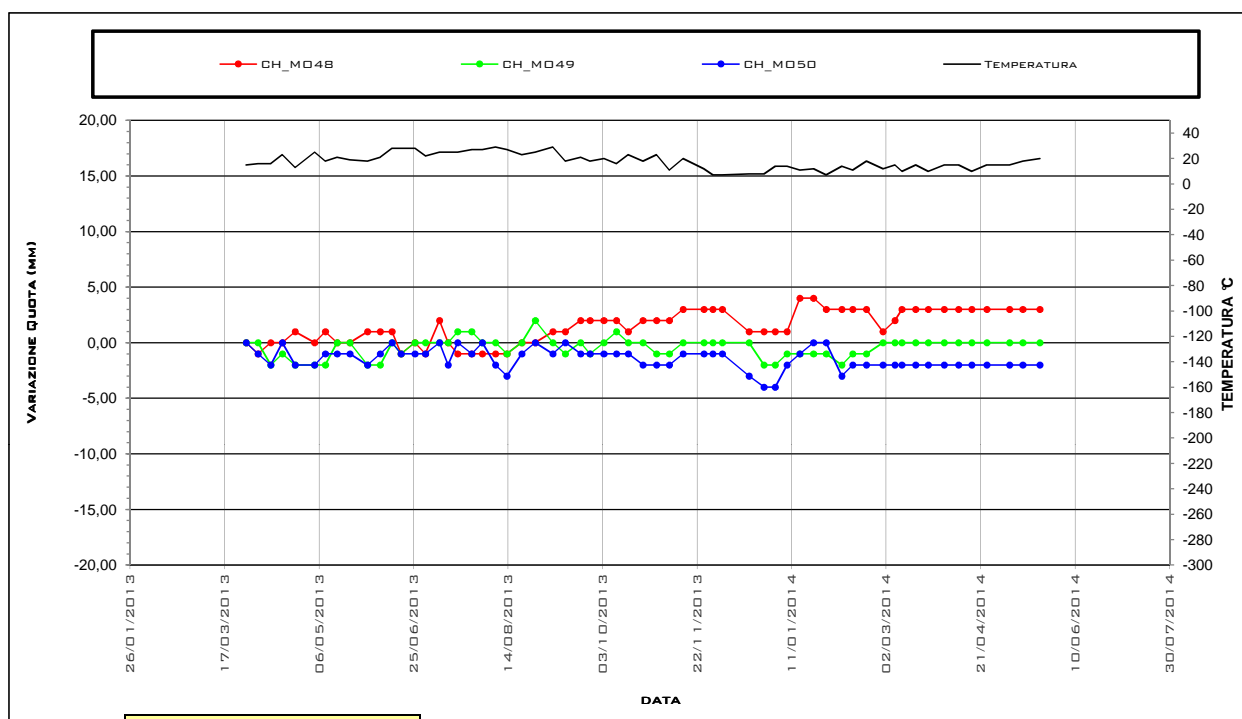
in  
data

22/05/2014

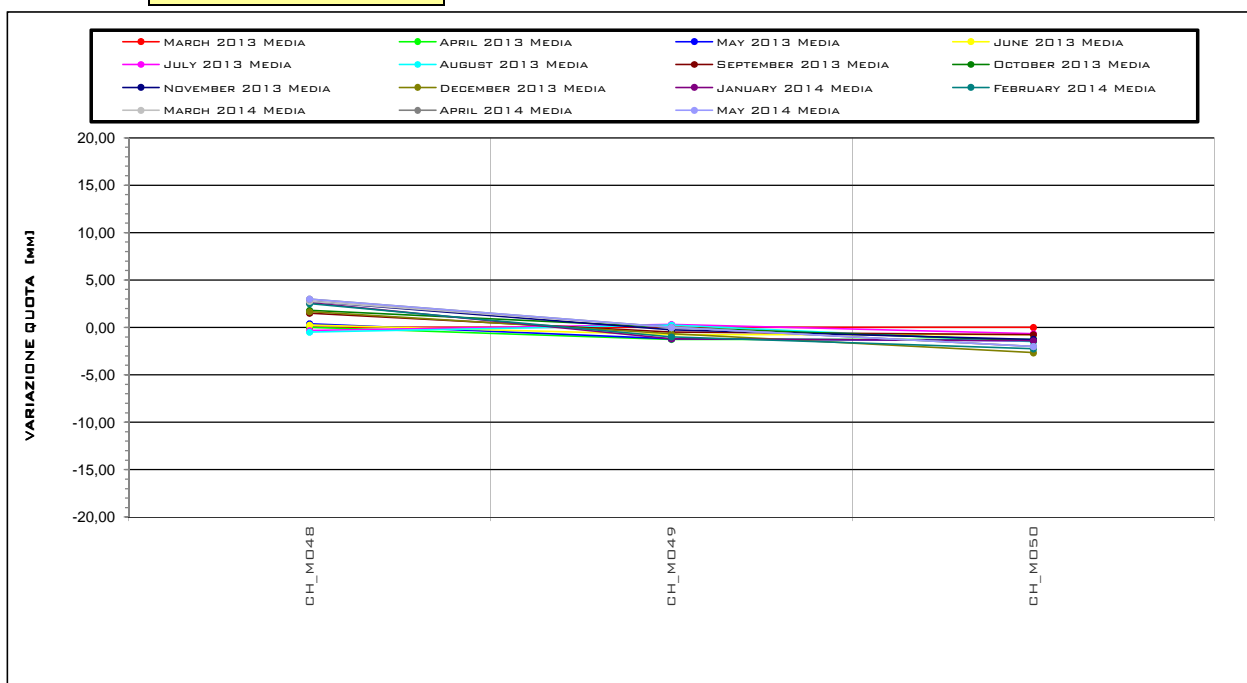
Let. n°	DATA	CH_M048					CH_M049					CH_M050				
		Temp. Media[ °C]	Quota [m]	Quota Spost. [mm]	Est Spost. [mm]	Nord Spost. [mm]	Temp. Media[ °C]	Quota [m]	Quota Spost. [mm]	Est Spost. [mm]	Nord Spost. [mm]	Temp. Media[ °C]	Quota [m]	Quota Spost. [mm]	Est Spost. [mm]	Nord Spost. [mm]
1	28/03/2013 11.00	15,0	16,1	0,0	0,0	0,0	15,0	17,4	0,0	0,0	0,0	15,0	20,6	0,0	0,0	0,0
2	03/04/2013 17.30	16,0	16,1	-1,0	-1,0	0,0	16,0	17,4	0,0	-3,0	1,0	16,0	20,6	-1,0	1,0	0,0
3	10/04/2013 10.30	16,0	16,1	0,0	0,0	0,0	16,0	17,4	-2,0	1,0	2,0	16,0	20,6	-2,0	2,0	0,0
4	16/04/2013 15.00	23,0	16,1	0,0	2,0	0,0	23,0	17,4	-1,0	0,0	-1,0	23,0	20,6	0,0	1,0	-1,0
5	23/04/2013 08.30	13,0	16,1	1,0	1,0	2,0	13,0	17,4	-2,0	1,0	-1,0	13,0	20,6	-2,0	2,0	0,0
6	03/05/2013 14.30	25,0	16,1	0,0	4,0	1,0	25,0	17,4	-2,0	2,0	-1,0	25,0	20,6	-2,0	3,0	-1,0
7	09/05/2013 08.30	18,0	16,1	1,0	1,0	2,0	18,0	17,4	-2,0	1,0	1,0	18,0	20,6	-1,0	3,0	-1,0
8	15/05/2013 14.30	21,0	16,1	0,0	3,0	0,0	21,0	17,4	0,0	-1,0	-2,0	21,0	20,6	-1,0	0,0	-2,0
9	22/05/2013 08.30	19,0	16,1	0,0	3,0	-1,0	19,0	17,4	0,0	0,0	-1,0	19,0	20,6	-1,0	0,0	-1,0
10	31/05/2013 15.30	18,0	16,1	1,0	1,0	-1,0	18,0	17,4	-2,0	0,0	0,0	18,0	20,6	-2,0	2,0	1,0
11	07/06/2013 08.30	21,0	16,1	1,0	2,0	0,0	21,0	17,4	-2,0	0,0	0,0	21,0	20,6	-1,0	1,0	0,0
12	13/06/2013 14.30	28,0	16,1	1,0	3,0	-1,0	28,0	17,4	0,0	2,0	0,0	28,0	20,6	0,0	4,0	-1,0
13	18/06/2013 09.00	28,0	16,1	-1,0	2,0	2,0	28,0	17,4	-1,0	-1,0	1,0	28,0	20,6	-1,0	1,0	0,0
14	25/06/2013 18.00	28,0	16,1	0,0	4,0	0,0	28,0	17,4	0,0	0,0	0,0	28,0	20,6	-1,0	1,0	1,0
15	01/07/2013 07.30	22,0	16,1	-1,0	4,0	1,0	22,0	17,4	0,0	-1,0	1,0	22,0	20,6	-1,0	0,0	0,0
16	08/07/2013 17.30	25,0	16,1	2,0	3,0	2,0	25,0	17,4	0,0	-3,0	-1,0	25,0	20,6	0,0	-3,0	0,0
17	13/07/2013 07.30	25,0	16,1	0,0	4,0	3,0	25,0	17,4	0,0	-2,0	0,0	25,0	20,6	-2,0	-1,0	1,0
18	18/07/2013 07.30	25,0	16,1	-1,0	3,0	2,0	25,0	17,4	1,0	-2,0	0,0	25,0	20,6	0,0	0,0	0,0
19	25/07/2013 18.00	27,0	16,1	-1,0	4,0	3,0	27,0	17,4	1,0	-1,0	1,0	27,0	20,6	-1,0	0,0	0,0
20	31/07/2013 09.00	27,0	16,1	-1,0	4,0	4,0	27,0	17,4	0,0	0,0	1,0	27,0	20,6	0,0	2,0	1,0
21	07/08/2013 09.00	29,0	16,1	-1,0	4,0	4,0	29,0	17,4	0,0	0,0	1,0	29,0	20,6	-2,0	2,0	-1,0
22	13/08/2013 09.00	27,0	16,1	-1,0	3,0	3,0	27,0	17,4	-1,0	-1,0	1,0	27,0	20,6	-3,0	1,0	-2,0
23	21/08/2013 07.30	23,0	16,1	0,0	7,0	2,0	23,0	17,4	0,0	-1,0	1,0	23,0	20,6	-1,0	-1,0	0,0
24	28/08/2013 10.30	25,0	16,1	0,0	5,0	3,0	25,0	17,4	2,0	-3,0	3,0	25,0	20,6	0,0	-2,0	3,0
25	06/09/2013 17.30	29,0	16,1	1,0	5,0	1,0	29,0	17,4	0,0	-2,0	1,0	29,0	20,6	-1,0	-1,0	0,0
26	13/09/2013 07.30	18,0	16,1	1,0	5,0	2,0	18,0	17,4	-1,0	-3,0	0,0	18,0	20,6	0,0	0,0	0,0
27	21/09/2013 09.30	21,0	16,1	2,0	4,0	1,0	21,0	17,4	0,0	-2,0	0,0	21,0	20,6	-1,0	-1,0	1,0
28	26/09/2013 09.30	18,0	16,1	2,0	6,0	3,0	18,0	17,4	-1,0	-3,0	0,0	18,0	20,6	-1,0	-2,0	0,0
29	03/10/2013 16.30	20,0	16,1	2,0	4,0	3,0	20,0	17,4	0,0	-1,0	1,0	20,0	20,6	-1,0	0,0	0,0
30	10/10/2013 08.30	16,0	16,1	2,0	7,0	3,0	16,0	17,4	1,0	-2,0	0,0	16,0	20,6	-1,0	-1,0	1,0
31	16/10/2013 14.30	23,0	16,1	1,0	5,0	3,0	23,0	17,4	0,0	-2,0	2,0	23,0	20,6	-1,0	0,0	3,0
32	24/10/2013 08.30	18,0	16,1	2,0	4,0	2,0	18,0	17,4	0,0	0,0	1,0	18,0	20,6	-2,0	0,0	0,0
33	31/10/2013 14.30	23,0	16,1	2,0	5,0	4,0	23,0	17,4	-1,0	-3,0	2,0	23,0	20,6	-2,0	-1,0	1,0
34	07/11/2013 08.30	11,0	16,1	2,0	6,0	3,0	11,0	17,4	-1,0	-2,0	0,0	11,0	20,6	-2,0	-1,0	-1,0
35	14/11/2013 14.30	20,0	16,1	3,0	5,0	4,0	20,0	17,4	0,0	-3,0	2,0	20,0	20,6	-1,0	-1,0	1,0
36	25/11/2013 15.30	12,0	16,1	3,0	5,0	4,0	12,0	17,4	0,0	-2,0	0,0	12,0	20,6	-1,0	0,0	1,0
37	30/11/2013 08.30	7,0	16,1	3,0	6,0	3,0	7,0	17,4	0,0	0,0	1,0	7,0	20,6	-1,0	1,0	2,0
38	05/12/2013 08.30	7,0	16,1	3,0	3,0	2,0	7,0	17,4	0,0	-2,0	0,0	7,0	20,6	-1,0	-1,0	1,0
39	19/12/2013 13.00	8,0	16,1	1,0	4,0	0,0	8,0	17,4	0,0	-3,0	-1,0	8,0	20,6	-3,0	-1,0	-1,0
40	27/12/2013 09.00	8,0	16,1	1,0	5,0	1,0	8,0	17,4	-2,0	-2,0	-2,0	8,0	20,6	-4,0	-2,0	0,0
41	02/01/2014 07.30	14,0	16,1	1,0	6,0	1,0	14,0	17,4	-2,0	-2,0	-2,0	14,0	20,6	-4,0	-2,0	-1,0
42	08/01/2014 14.30	14,0	16,1	1,0	9,0	2,0	14,0	17,4	-1,0	-3,0	3,0	14,0	20,6	-2,0	-1,0	1,0
43	15/01/2014 08.30	11,0	16,1	4,0	7,0	1,0	11,0	17,4	-1,0	-4,0	-1,0	11,0	20,6	-1,0	-3,0	0,0
44	22/01/2014 14.30	12,0	16,1	4,0	5,0	3,0	12,0	17,4	-1,0	-4,0	-1,0	12,0	20,6	0,0	-2,0	1,0
45	29/01/2014 08.30	7,0	16,1	3,0	5,0	2,0	7,0	17,4	-1,0	-3,0	-1,0	7,0	20,6	0,0	-2,0	0,0
46	06/02/2014 14.30	14,0	16,1	3,0	5,0	1,0	14,0	17,4	-2,0	-4,0	1,0	14,0	20,6	-3,0	-3,0	1,0
47	12/02/2014 08.30	11,0	16,1	3,0	6,0	2,0	11,0	17,4	-1,0	-1,0	4,0	11,0	20,6	-2,0	-1,0	3,0
48	19/02/2014 14.30	18,0	16,1	3,0	5,0	3,0	18,0	17,4	-1,0	-4,0	1,0	18,0	20,6	-2,0	-2,0	2,0
49	28/02/2014 08.30	12,0	16,1	1,0	1,0	0,0	12,0	17,4	0,0	-4,0	3,0	12,0	20,6	-2,0	-2,0	3,0
50	06/03/2014 16.30	15,0	16,1	2,0	5,0	2,0	15,0	17,4	0,0	-3,0	3,0	15,0	20,6	-2,0	-1,0	4,0
51	10/03/2014 08.30	10,0	16,1	3,0	7,0	3,0	10,0	17,4	0,0	-2,0	3,0	10,0	20,6	-2,0	-1,0	3,0
52	17/03/2014 15.30	15,0	16,1	3,0	3,0	0,0	15,0	17,4	0,0	-2,0	3,0	15,0	20,6	-2,0	0,0	3,0
53	24/03/2014 08.30	10,0	16,1	3,0	5,0	3,0	10,0	17,4	0,0	-3,0	2,0	10,0	20,6	-2,0	-2,0	3,0
54	01/04/2014 18.30	15,0	16,1	3,0	5,0	2,0	15,0	17,4	0,0	-3,0	2,0	15,0	20,6	-2,0	-2,0	5,0
55	09/04/2014 08.30	15,0	16,1	3,0	5,0	2,0	15,0	17,4	0,0	-2,0	4,0	15,0	20,6	-2,0	-1,0	3,0
56	16/04/2014 08.30	10,0	16,1	3,0	7,0	5,0	10,0	17,4	0,0	-5,0	6,0	10,0	20,6	-2,0	-3,0	5,0
57	24/04/2014 08.30	15,0	16,1	3,0	4,0	2,0	15,0	17,4	0,0	-5,0	6,0	15,0	20,6	-2,0	-3,0	6,0
58	06/05/2014 08.30	15,0	16,1	3,0	5,0	5,0	15,0	17,4	0,0	-4,0	4,0	15,0	20,6	-2,0	-3,0	2,0
59	13/05/2014 08.30	18,0	16,1	3,0	7,0	4,0	18,0	17,4	0,0	-2,0	4,0	18,0	20,6	-2,0	-1,0	4,0
60	22/05/2014 08.30	20,0	16,1	3,0	5,0	4,0	20,0	17,4	0,0	-4,0	4,0	20,0	20,6	-2,0	-3,0	3,0

Ubicazione STAZIONE CHIAIA  
Opera \ \ Supplementari \ 48-50  
Tipo Strumento Mire Ottiche  
Data posa in opera 28/03/2013  
Data lettura di zero 28/03/2013

**GRAFICO QUOTA**



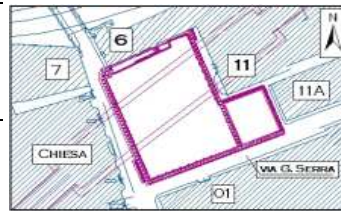
**GRAFICO ISOCRONE**



**Ubicazione** STAZIONE CHIAIA  
**Opera** \ \ Supplementari \ 48-50  
**Tipo Strumento** Mire Ottiche  
**Data posa in opera** 28/03/2013  
**Data lettura di zero** 28/03/2013

UBICAZIONE

STAZIONE CHIAIA



\ \ Supplementari \ 48-50



GRAFICO EST

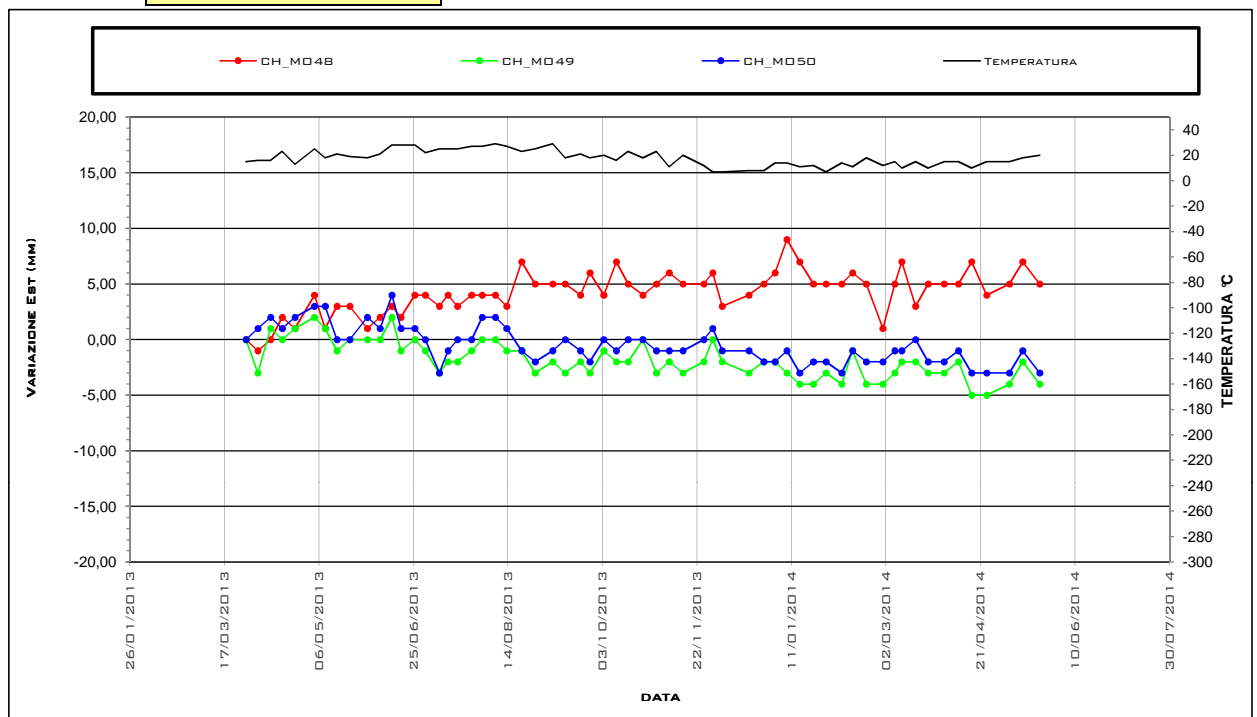
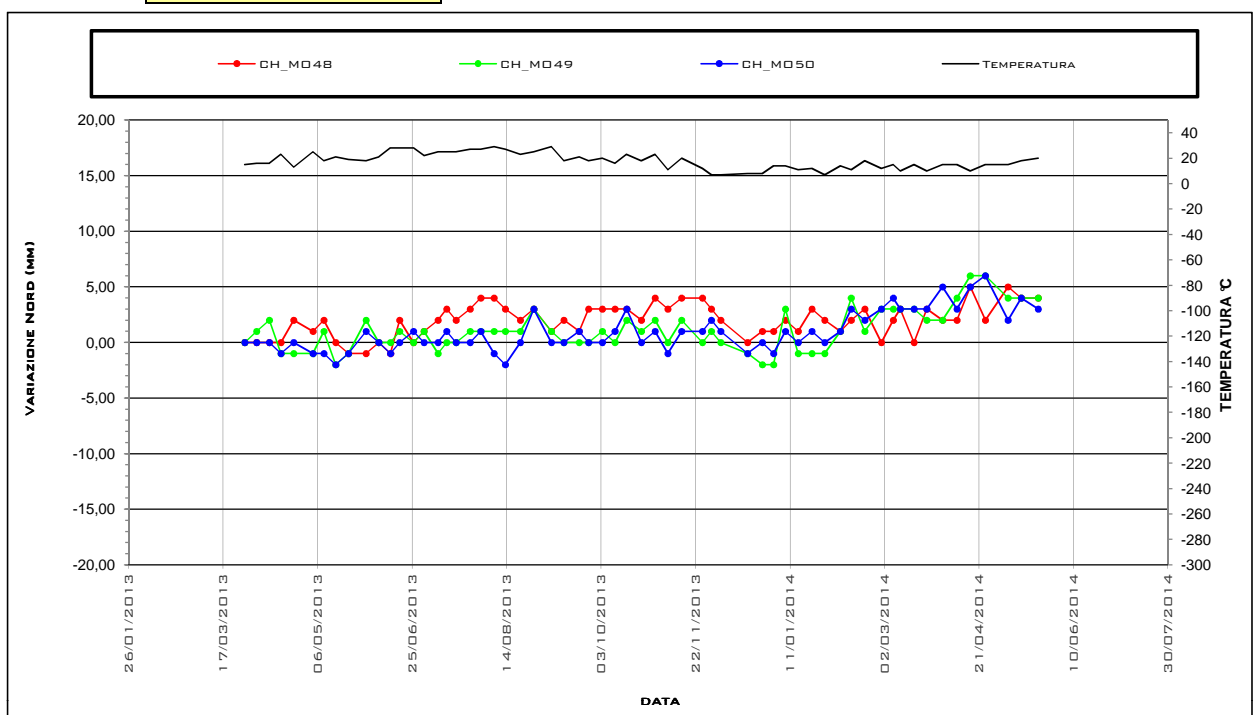


GRAFICO NORD





Ubicazione STAZIONE CHIAIA

Opera \ \ Supplementari \ 51-53

Tipo Strumento Mire Ottiche

Data posa in opera 03/04/2013

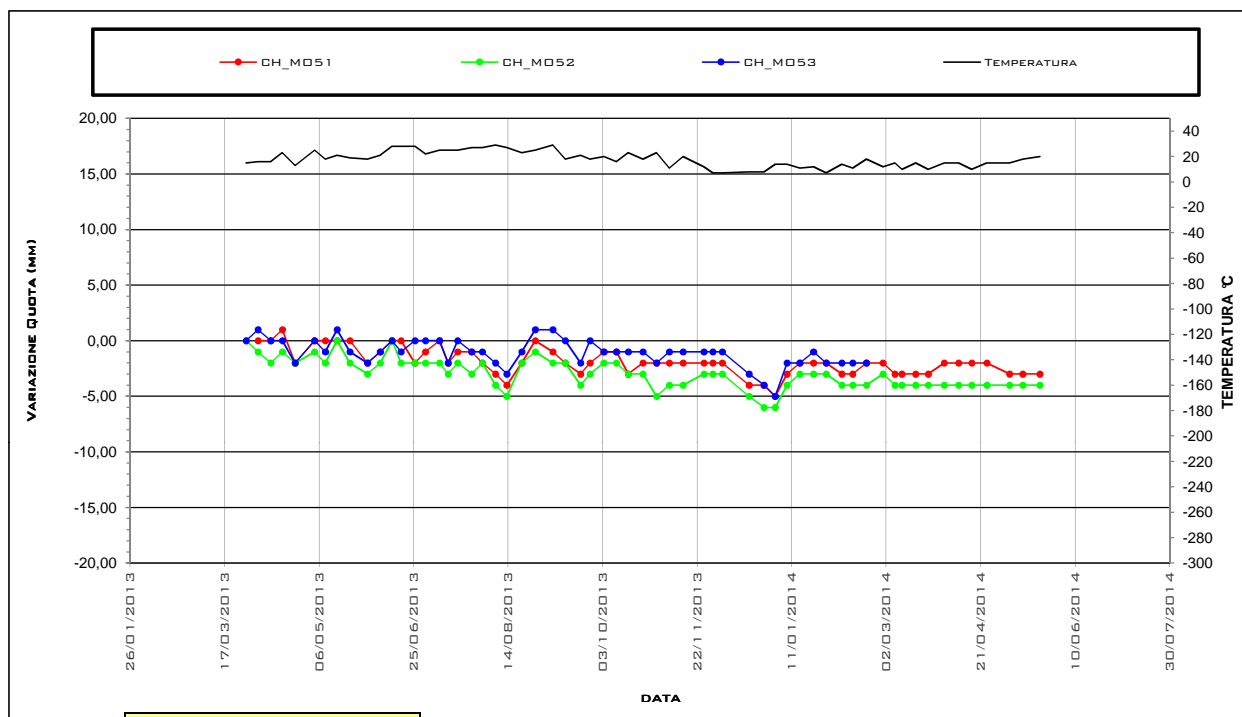
Data lettura di zero 03/04/2013

Ultima Misura 60 in data 22/05/2014

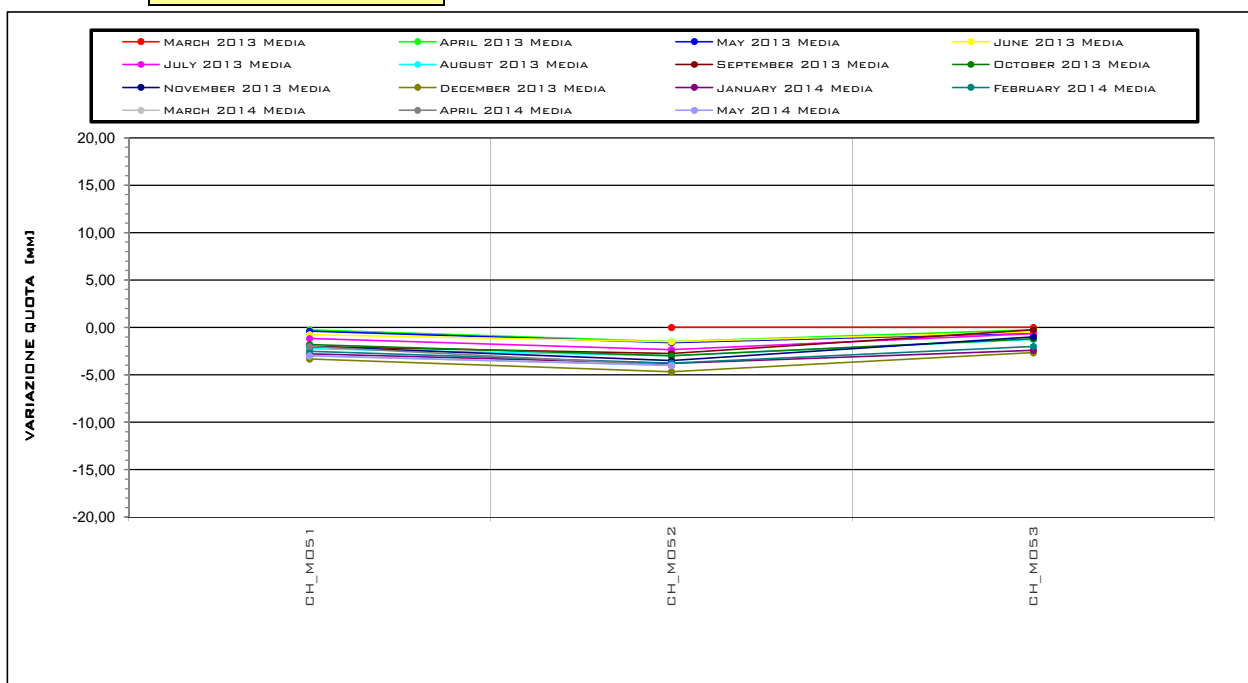
Lett. n°	DATA	CH_M051					CH_M052					CH_M053				
		Temp. Media [°C]	Quota [m]	Quota Spost. [mm]	Est. Spost. [mm]	Nord Spost. [mm]	Temp. Media [°C]	Quota [m]	Quota Spost. [mm]	Est. Spost. [mm]	Nord Spost. [mm]	Temp. Media [°C]	Quota [m]	Quota Spost. [mm]	Est. Spost. [mm]	Nord Spost. [mm]
1	28/03/2013 11.00						15,0	21,9	0,0	0,0	0,0	15,0	22,3	0,0	0,0	0,0
2	03/04/2013 17.30	16,0	21,6	0,0	0,0	0,0	16,0	21,9	-1,0	1,0	0,0	16,0	22,3	1,0	0,0	-1,0
3	10/04/2013 10.30	16,0	21,6	0,0	1,0	0,0	16,0	21,9	-2,0	1,0	1,0	16,0	22,3	0,0	-1,0	0,0
4	16/04/2013 15.00	23,0	21,6	1,0	0,0	0,0	23,0	21,9	-1,0	1,0	0,0	23,0	22,3	0,0	0,0	-1,0
5	23/04/2013 08.30	13,0	21,6	-2,0	0,0	0,0	13,0	21,9	-2,0	2,0	0,0	13,0	22,3	-2,0	0,0	-2,0
6	03/05/2013 14.30	25,0	21,6	0,0	2,0	0,0	25,0	21,9	-1,0	3,0	0,0	25,0	22,3	0,0	1,0	-1,0
7	09/05/2013 08.30	18,0	21,6	0,0	2,0	0,0	18,0	21,9	-2,0	2,0	0,0	18,0	22,3	-1,0	-1,0	0,0
8	15/05/2013 14.30	21,0	21,6	0,0	1,0	-1,0	21,0	21,9	0,0	2,0	0,0	21,0	22,3	1,0	1,0	-2,0
9	22/05/2013 08.30	19,0	21,6	0,0	0,0	0,0	19,0	21,9	-2,0	1,0	0,0	19,0	22,3	-1,0	-1,0	0,0
10	31/05/2013 15.30	18,0	21,6	-2,0	1,0	1,0	18,0	21,9	-3,0	2,0	1,0	18,0	22,3	-2,0	0,0	0,0
11	07/06/2013 08.30	21,0	21,6	-1,0	1,0	1,0	21,0	21,9	-2,0	1,0	1,0	21,0	22,3	-1,0	0,0	0,0
12	13/06/2013 14.30	28,0	21,6	0,0	4,0	-1,0	28,0	21,9	0,0	4,0	-1,0	28,0	22,3	0,0	1,0	-2,0
13	18/06/2013 09.00	28,0	21,6	0,0	2,0	1,0	28,0	21,9	-2,0	2,0	2,0	28,0	22,3	-1,0	-1,0	0,0
14	25/06/2013 18.00	28,0	21,6	-2,0	1,0	2,0	28,0	21,9	-2,0	2,0	2,0	28,0	22,3	0,0	0,0	0,0
15	01/07/2013 07.30	22,0	21,6	-1,0	2,0	2,0	22,0	21,9	-2,0	3,0	2,0	22,0	22,3	0,0	2,0	0,0
16	08/07/2013 17.30	25,0	21,6	0,0	-1,0	1,0	25,0	21,9	-2,0	-1,0	0,0	25,0	22,3	0,0	0,0	0,0
17	13/07/2013 07.30	25,0	21,6	-2,0	1,0	3,0	25,0	21,9	-3,0	2,0	1,0	25,0	22,3	-2,0	0,0	0,0
18	18/07/2013 07.30	25,0	21,6	-1,0	1,0	1,0	25,0	21,9	-2,0	1,0	1,0	25,0	22,3	0,0	0,0	0,0
19	25/07/2013 18.00	27,0	21,6	-1,0	1,0	1,0	27,0	21,9	-3,0	2,0	1,0	27,0	22,3	-1,0	1,0	0,0
20	31/07/2013 09.00	27,0	21,6	-2,0	1,0	1,0	27,0	21,9	-2,0	2,0	1,0	27,0	22,3	-1,0	0,0	0,0
21	07/08/2013 09.00	29,0	21,6	-3,0	1,0	1,0	29,0	21,9	-4,0	1,0	1,0	29,0	22,3	-2,0	0,0	0,0
22	13/08/2013 09.00	27,0	21,6	-4,0	0,0	1,0	27,0	21,9	-5,0	0,0	1,0	27,0	22,3	-3,0	-1,0	1,0
23	21/08/2013 07.30	23,0	21,6	-2,0	1,0	1,0	23,0	21,9	-2,0	3,0	2,0	23,0	22,3	-1,0	2,0	0,0
24	28/08/2013 10.30	25,0	21,6	0,0	0,0	4,0	25,0	21,9	-1,0	1,0	3,0	25,0	22,3	1,0	1,0	3,0
25	06/09/2013 17.30	29,0	21,6	-1,0	0,0	0,0	29,0	21,9	-2,0	1,0	2,0	29,0	22,3	1,0	0,0	0,0
26	13/09/2013 07.30	18,0	21,6	-2,0	1,0	1,0	18,0	21,9	-2,0	1,0	1,0	18,0	22,3	0,0	0,0	0,0
27	21/09/2013 09.30	21,0	21,6	-3,0	0,0	2,0	21,0	21,9	-4,0	2,0	1,0	21,0	22,3	-2,0	0,0	1,0
28	26/09/2013 09.30	18,0	21,6	-2,0	0,0	2,0	18,0	21,9	-3,0	1,0	1,0	18,0	22,3	0,0	0,0	0,0
29	03/10/2013 16.30	20,0	21,6	-1,0	1,0	2,0	20,0	21,9	-2,0	2,0	3,0	20,0	22,3	-1,0	0,0	1,0
30	10/10/2013 08.30	16,0	21,6	-1,0	1,0	2,0	16,0	21,9	-2,0	2,0	1,0	16,0	22,3	-1,0	0,0	0,0
31	16/10/2013 14.30	23,0	21,6	-3,0	0,0	3,0	23,0	21,9	-3,0	2,0	3,0	23,0	22,3	-1,0	-1,0	0,0
32	24/10/2013 08.30	18,0	21,6	-2,0	1,0	2,0	18,0	21,9	-3,0	4,0	1,0	18,0	22,3	-1,0	1,0	0,0
33	31/10/2013 14.30	23,0	21,6	-2,0	0,0	2,0	23,0	21,9	-5,0	1,0	1,0	23,0	22,3	-2,0	-1,0	1,0
34	07/11/2013 08.30	11,0	21,6	-2,0	0,0	1,0	11,0	21,9	-4,0	1,0	1,0	11,0	22,3	-1,0	0,0	0,0
35	14/11/2013 14.30	20,0	21,6	-2,0	0,0	2,0	20,0	21,9	-4,0	1,0	1,0	20,0	22,3	-1,0	-1,0	0,0
36	25/11/2013 15.30	12,0	21,6	-2,0	1,0	1,0	12,0	21,9	-3,0	3,0	2,0	12,0	22,3	-1,0	0,0	0,0
37	30/11/2013 08.30	7,0	21,6	-2,0	2,0	2,0	7,0	21,9	-3,0	3,0	2,0	7,0	22,3	-1,0	1,0	0,0
38	05/12/2013 08.30	7,0	21,6	-2,0	0,0	0,0	7,0	21,9	-3,0	2,0	1,0	7,0	22,3	-1,0	0,0	0,0
39	19/12/2013 13.00	8,0	21,6	-4,0	0,0	0,0	8,0	21,9	-5,0	1,0	2,0	8,0	22,3	-3,0	-2,0	1,0
40	27/12/2013 09.00	8,0	21,6	-4,0	-1,0	2,0	8,0	21,9	-6,0	0,0	3,0	8,0	22,3	-4,0	-2,0	3,0
41	02/01/2014 07.30	14,0	21,6	-5,0	0,0	1,0	14,0	21,9	-6,0	-1,0	2,0	14,0	22,3	-5,0	-3,0	3,0
42	08/01/2014 14.30	14,0	21,6	-3,0	0,0	2,0	14,0	21,9	-4,0	1,0	4,0	14,0	22,3	-2,0	-2,0	2,0
43	15/01/2014 08.30	11,0	21,6	-2,0	0,0	0,0	11,0	21,9	-3,0	1,0	0,0	11,0	22,3	-2,0	-1,0	0,0
44	22/01/2014 14.30	12,0	21,6	-2,0	0,0	0,0	12,0	21,9	-3,0	0,0	1,0	12,0	22,3	-1,0	-1,0	0,0
45	29/01/2014 08.30	7,0	21,6	-2,0	0,0	0,0	7,0	21,9	-3,0	1,0	1,0	7,0	22,3	-2,0	0,0	1,0
46	06/02/2014 14.30	14,0	21,6	-3,0	-1,0	2,0	14,0	21,9	-4,0	0,0	2,0	14,0	22,3	-2,0	-3,0	1,0
47	12/02/2014 08.30	11,0	21,6	-3,0	2,0	3,0	11,0	21,9	-4,0	3,0	4,0	11,0	22,3	-2,0	-1,0	2,0
48	19/02/2014 14.30	18,0	21,6	-2,0	0,0	2,0	18,0	21,9	-4,0	2,0	3,0	18,0	22,3	-2,0	-1,0	1,0
49	28/02/2014 08.30	12,0	21,6	-2,0	2,0	3,0	12,0	21,9	-3,0	2,0	4,0					
50	06/03/2014 16.30	15,0	21,6	-3,0	1,0	3,0	15,0	21,9	-4,0	1,0	4,0					
51	10/03/2014 08.30	10,0	21,6	-3,0	0,0	3,0	10,0	21,9	-4,0	2,0	5,0					
52	17/03/2014 15.30	15,0	21,6	-3,0	2,0	2,0	15,0	21,9	-4,0	2,0	3,0					
53	24/03/2014 08.30	10,0	21,6	-3,0	-1,0	3,0	10,0	21,9	-4,0	1,0	3,0					
54	01/04/2014 18.30	15,0	21,6	-2,0	-1,0	5,0	15,0	21,9	-4,0	-1,0	5,0					
55	09/04/2014 08.30	15,0	21,6	-2,0	0,0	2,0	15,0	21,9	-4,0	2,0	3,0					
56	16/04/2014 08.30	10,0	21,6	-2,0	-1,0	5,0	10,0	21,9	-4,0	0,0	5,0					
57	24/04/2014 08.30	15,0	21,6	-2,0	-1,0	5,0	15,0	21,9	-4,0	0,0	5,0					
58	06/05/2014 08.30	15,0	21,6	-3,0	1,0	2,0	15,0	21,9	-4,0	1,0	3,0					
59	13/05/2014 08.30	18,0	21,6	-3,0	2,0	3,0	18,0	21,9	-4,0	2,0	3,0					
60	22/05/2014 08.30	20,0	21,6	-3,0	0,0	2,0	20,0	21,9	-4,0	0,0	3,0					

Ubicazione STAZIONE CHIAIA  
Opera \ \ Supplementari \ 51-53  
Tipo Strumento Mire Ottiche  
Data posa in opera 03/04/2013  
Data lettura di zero 03/04/2013

**GRAFICO QUOTA**



**GRAFICO ISOCRONE**

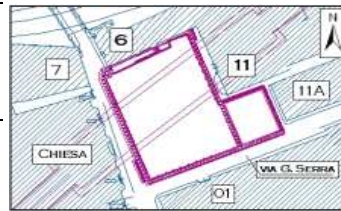




Ubicazione STAZIONE CHIAIA  
Opera \ \ Supplementari \ 51-53  
Tipo Strumento Mire Ottiche  
Data posa in opera 03/04/2013  
Data lettura di zero 03/04/2013

UBICAZIONE

STAZIONE CHIAIA



\ \ Supplementari \ 51-53



GRAFICO EST

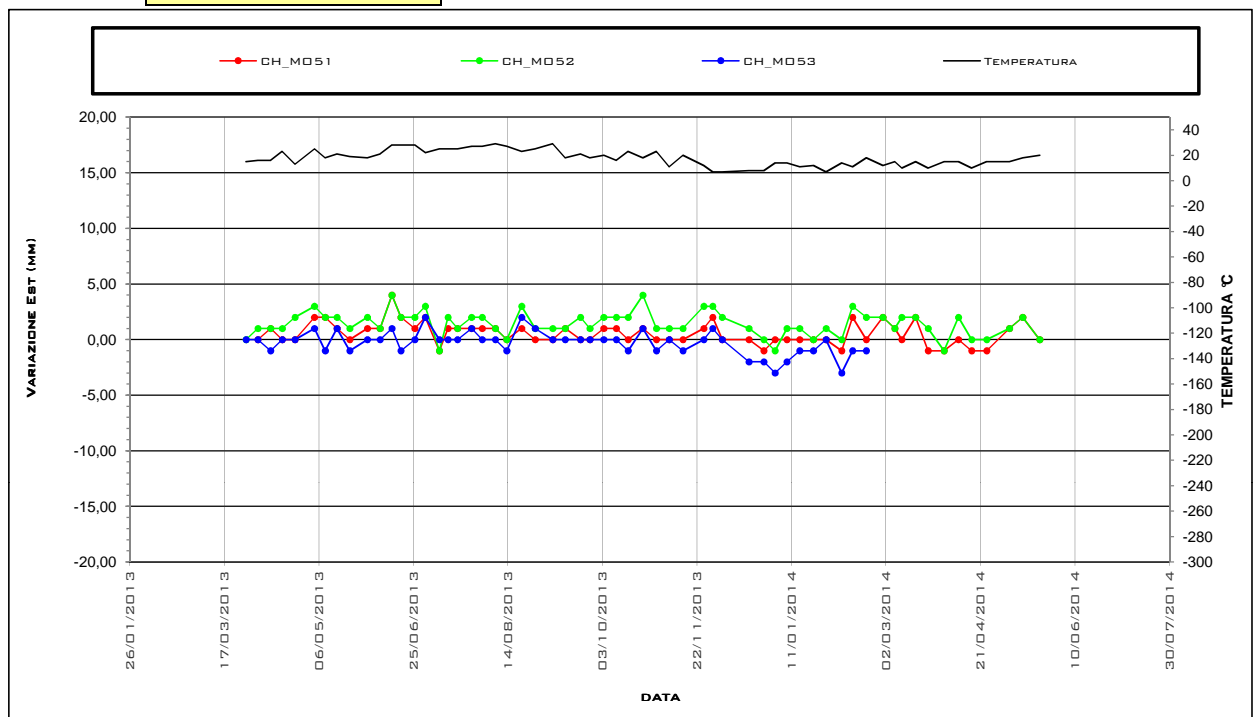
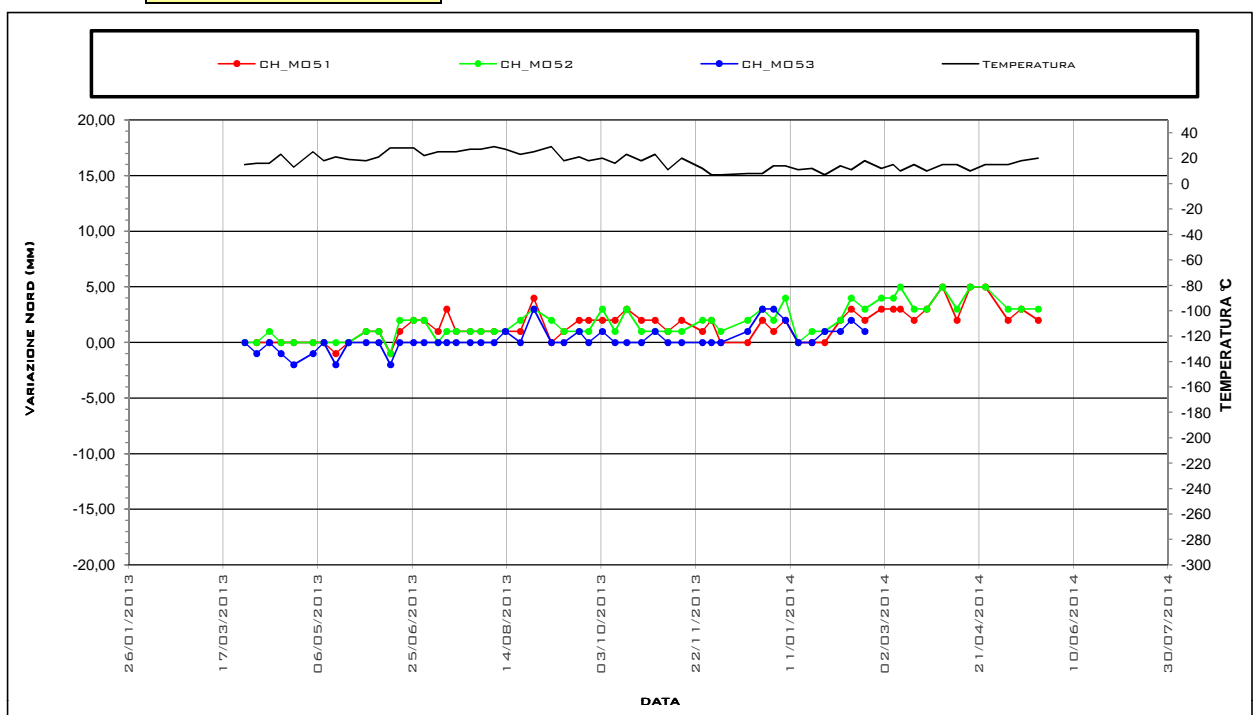


GRAFICO NORD





Ubicazione STAZIONE CHIAIA

Opera \ \ Supplementari \ 54-55

Tipo Strumento Mire Ottiche

Data posa in opera 28/03/2013

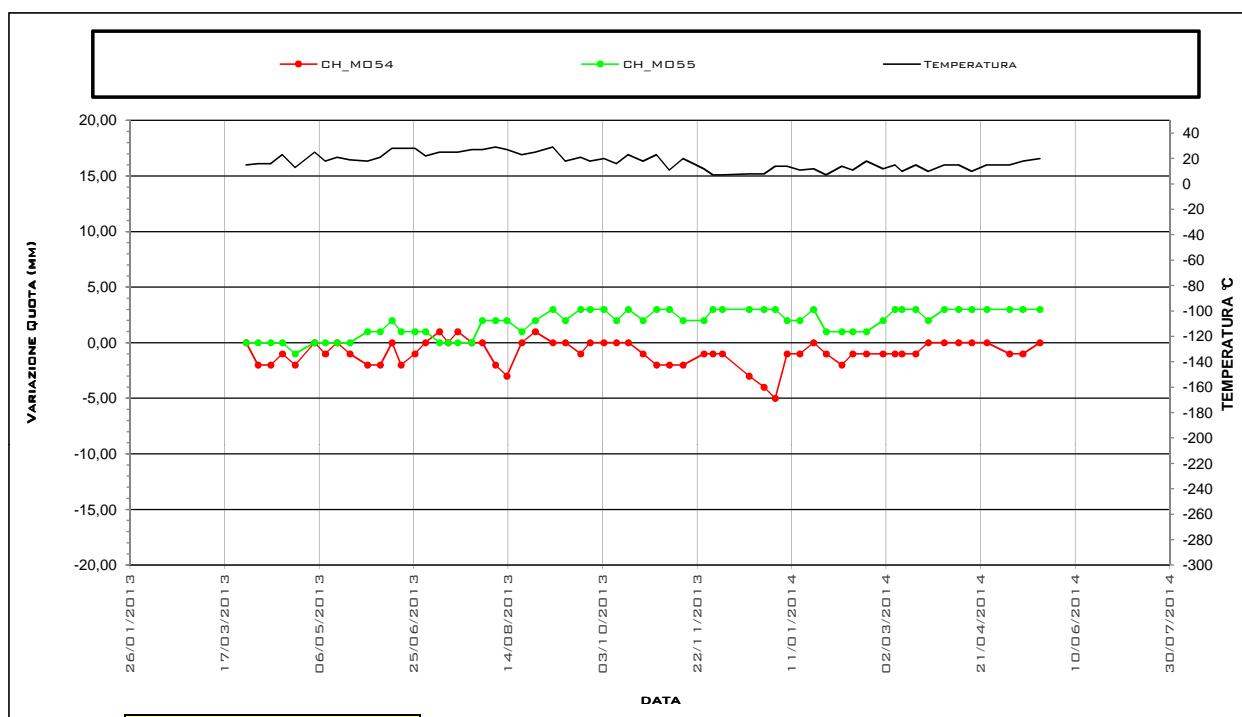
Data lettura di zero 28/03/2013

Ultima  
Misura 60 in  
data 22/05/2014

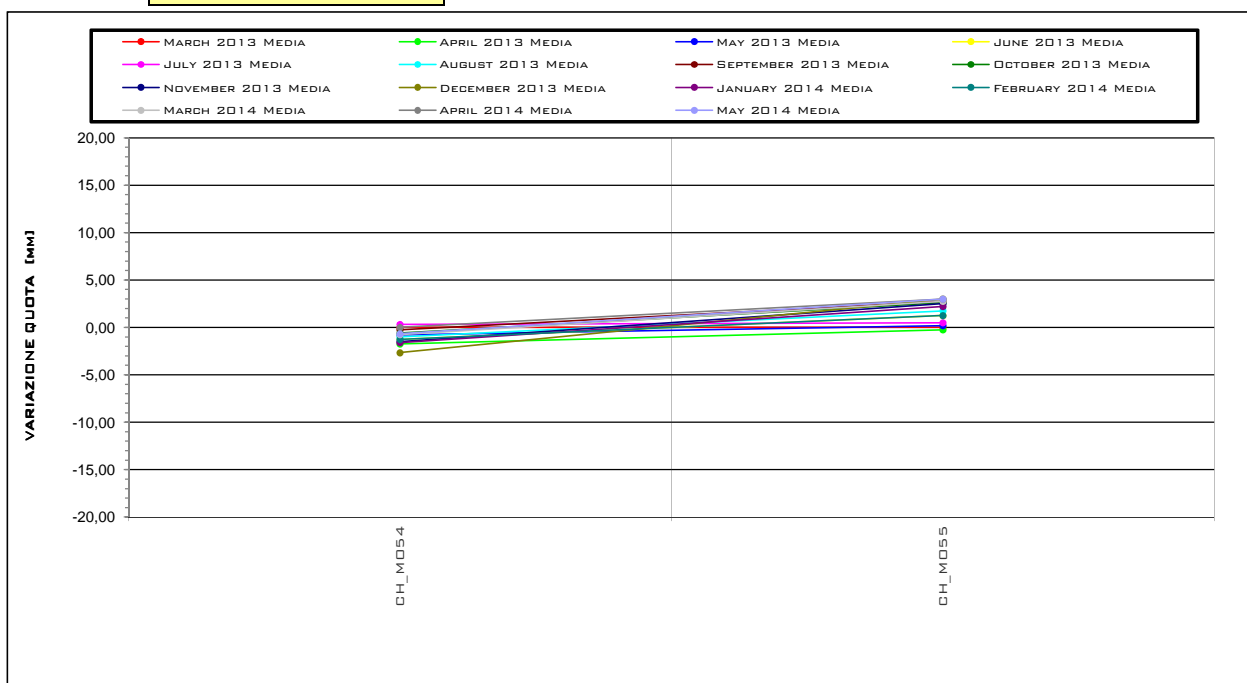
Letto. n°	DATA	CH_M054					CH_M055				
		Temp. Media[° C]	Quota [m]	Quota Spost. [mm]	Est. Spost. [mm]	Nord Spost. [mm]	Temp. Media[° C]	Quota [m]	Quota Spost. [mm]	Est. Spost. [mm]	Nord Spost. [mm]
1	28/03/2013 11.00	15,0	14,4	0,0	0,0	0,0	15,0	14,5	0,0	0,0	0,0
2	03/04/2013 17.30	16,0	14,4	-2,0	-2,0	0,0	16,0	14,5	0,0	0,0	0,0
3	10/04/2013 10.30	16,0	14,4	-2,0	-2,0	0,0	16,0	14,5	0,0	1,0	2,0
4	16/04/2013 15.00	23,0	14,4	-1,0	-1,0	1,0	23,0	14,5	0,0	1,0	-1,0
5	23/04/2013 08.30	13,0	14,4	-2,0	-2,0	-1,0	13,0	14,5	-1,0	0,0	1,0
6	03/05/2013 14.30	25,0	14,4	0,0	-1,0	-1,0	25,0	14,5	0,0	2,0	1,0
7	09/05/2013 08.30	18,0	14,4	-1,0	-3,0	-1,0	18,0	14,5	0,0	1,0	3,0
8	15/05/2013 14.30	21,0	14,4	0,0	0,0	-2,0	21,0	14,5	0,0	2,0	0,0
9	22/05/2013 08.30	19,0	14,4	-1,0	-3,0	-1,0	19,0	14,5	0,0	2,0	0,0
10	31/05/2013 15.30	18,0	14,4	-2,0	-3,0	0,0	18,0	14,5	1,0	1,0	0,0
11	07/06/2013 08.30	21,0	14,4	-2,0	-2,0	-1,0	21,0	14,5	1,0	2,0	1,0
12	13/06/2013 14.30	28,0	14,4	0,0	-2,0	-3,0	28,0	14,5	2,0	4,0	-1,0
13	18/06/2013 09.00	28,0	14,4	-2,0	-3,0	0,0	28,0	14,5	1,0	1,0	0,0
14	25/06/2013 18.00	28,0	14,4	-1,0	-2,0	0,0	28,0	14,5	1,0	3,0	0,0
15	01/07/2013 07.30	22,0	14,4	0,0	-2,0	-1,0	22,0	14,5	1,0	2,0	0,0
16	08/07/2013 17.30	25,0	14,4	1,0	-3,0	-1,0	25,0	14,5	0,0	2,0	1,0
17	13/07/2013 07.30	25,0	14,4	0,0	-2,0	0,0	25,0	14,5	0,0	1,0	0,0
18	18/07/2013 07.30	25,0	14,4	1,0	-3,0	0,0	25,0	14,5	0,0	2,0	-1,0
19	25/07/2013 18.00	27,0	14,4	0,0	-2,0	-1,0	27,0	14,5	0,0	2,0	-1,0
20	31/07/2013 09.00	27,0	14,4	0,0	-4,0	-1,0	27,0	14,5	2,0	2,0	-1,0
21	07/08/2013 09.00	29,0	14,4	-2,0	-4,0	0,0	29,0	14,5	2,0	2,0	-1,0
22	13/08/2013 09.00	27,0	14,4	-3,0	-5,0	1,0	27,0	14,5	2,0	1,0	-1,0
23	21/08/2013 07.30	23,0	14,4	0,0	-1,0	-1,0	23,0	14,5	1,0	3,0	-1,0
24	28/08/2013 10.30	25,0	14,4	1,0	-3,0	1,0	25,0	14,5	2,0	3,0	0,0
25	06/09/2013 17.30	29,0	14,4	0,0	-4,0	-1,0	29,0	14,5	3,0	3,0	0,0
26	13/09/2013 07.30	18,0	14,4	0,0	-3,0	-2,0	18,0	14,5	2,0	3,0	-2,0
27	21/09/2013 09.30	21,0	14,4	-1,0	-4,0	-1,0	21,0	14,5	3,0	3,0	-1,0
28	26/09/2013 09.30	18,0	14,4	0,0	-4,0	-1,0	18,0	14,5	3,0	3,0	-1,0
29	03/10/2013 16.30	20,0	14,4	0,0	-3,0	0,0	20,0	14,5	3,0	2,0	0,0
30	10/10/2013 08.30	16,0	14,4	0,0	-4,0	-1,0	16,0	14,5	2,0	4,0	1,0
31	16/10/2013 14.30	23,0	14,4	0,0	-5,0	0,0	23,0	14,5	3,0	4,0	1,0
32	24/10/2013 08.30	18,0	14,4	-1,0	-3,0	-1,0	18,0	14,5	2,0	4,0	2,0
33	31/10/2013 14.30	23,0	14,4	-2,0	-5,0	0,0	23,0	14,5	3,0	4,0	0,0
34	07/11/2013 08.30	11,0	14,4	-2,0	-4,0	-1,0	11,0	14,5	3,0	5,0	2,0
35	14/11/2013 14.30	20,0	14,4	-2,0	-5,0	-1,0	20,0	14,5	2,0	4,0	1,0
36	25/11/2013 15.30	12,0	14,4	-1,0	-3,0	-2,0	12,0	14,5	2,0	5,0	2,0
37	30/11/2013 08.30	7,0	14,4	-1,0	-3,0	0,0	7,0	14,5	3,0	4,0	0,0
38	05/12/2013 08.30	7,0	14,4	-1,0	-4,0	0,0	7,0	14,5	3,0	5,0	1,0
39	19/12/2013 13.00	8,0	14,4	-3,0	-5,0	1,0	8,0	14,5	3,0	5,0	0,0
40	27/12/2013 09.00	8,0	14,4	-4,0	-6,0	3,0	8,0	14,5	3,0	3,0	1,0
41	02/01/2014 07.30	14,0	14,4	-5,0	-7,0	3,0	14,0	14,5	3,0	3,0	1,0
42	08/01/2014 14.30	14,0	14,4	-1,0	-6,0	1,0	14,0	14,5	2,0	6,0	1,0
43	15/01/2014 08.30	11,0	14,4	-1,0	-6,0	0,0	11,0	14,5	2,0	4,0	0,0
44	22/01/2014 14.30	12,0	14,4	0,0	-5,0	0,0	12,0	14,5	3,0	6,0	1,0
45	29/01/2014 08.30	7,0	14,4	-1,0	-5,0	1,0	7,0	14,5	1,0	3,0	2,0
46	06/02/2014 14.30	14,0	14,4	-2,0	-7,0	1,0	14,0	14,5	1,0	5,0	1,0
47	12/02/2014 08.30	11,0	14,4	-1,0	-6,0	1,0	11,0	14,5	1,0	6,0	3,0
48	19/02/2014 14.30	18,0	14,4	-1,0	-5,0	0,0	18,0	14,5	1,0	5,0	1,0
49	28/02/2014 08.30	12,0	14,4	-1,0	-6,0	2,0	12,0	14,5	2,0	3,0	0,0
50	06/03/2014 16.30	15,0	14,4	-1,0	-6,0	2,0	15,0	14,5	3,0	6,0	2,0
51	10/03/2014 08.30	10,0	14,4	-1,0	-6,0	1,0	10,0	14,5	3,0	5,0	0,0
52	17/03/2014 15.30	15,0	14,4	-1,0	-7,0	0,0	15,0	14,5	3,0	4,0	1,0
53	24/03/2014 08.30	10,0	14,4	0,0	-6,0	1,0	10,0	14,5	2,0	6,0	1,0
54	01/04/2014 18.30	15,0	14,4	0,0	-7,0	3,0	15,0	14,5	3,0	4,0	0,0
55	09/04/2014 08.30	15,0	14,4	0,0	-7,0	2,0	15,0	14,5	3,0	5,0	-1,0
56	16/04/2014 08.30	10,0	14,4	0,0	-7,0	1,0	10,0	14,5	3,0	5,0	0,0
57	24/04/2014 08.30	15,0	14,4	0,0	-7,0	1,0	15,0	14,5	3,0	4,0	0,0
58	06/05/2014 08.30	15,0	14,4	-1,0	-6,0	-1,0	15,0	14,5	3,0	4,0	0,0
59	13/05/2014 08.30	18,0	14,4	-1,0	-7,0	0,0	18,0	14,5	3,0	6,0	-1,0
60	22/05/2014 08.30	20,0	14,4	0,0	-6,0	0,0	20,0	14,5	3,0	5,0	0,0

Ubicazione STAZIONE CHIAIA  
Opera \ \ Supplementari \ 54-55  
Tipo Strumento Mire Ottiche  
Data posa in opera 28/03/2013  
Data lettura di zero 28/03/2013

**GRAFICO QUOTA**



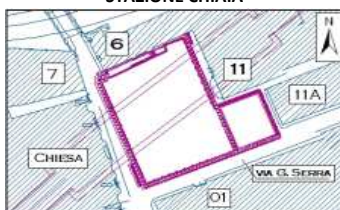
**GRAFICO ISOCRONE**



**Ubicazione** STAZIONE CHIAIA  
**Opera** \ \ Supplementari \ 54-55  
**Tipo Strumento** Mire Ottiche  
**Data posa in opera** 28/03/2013  
**Data lettura di zero** 28/03/2013

UBICAZIONE

STAZIONE CHIAIA



\ \ Supplementari \ 54-55



GRAFICO EST

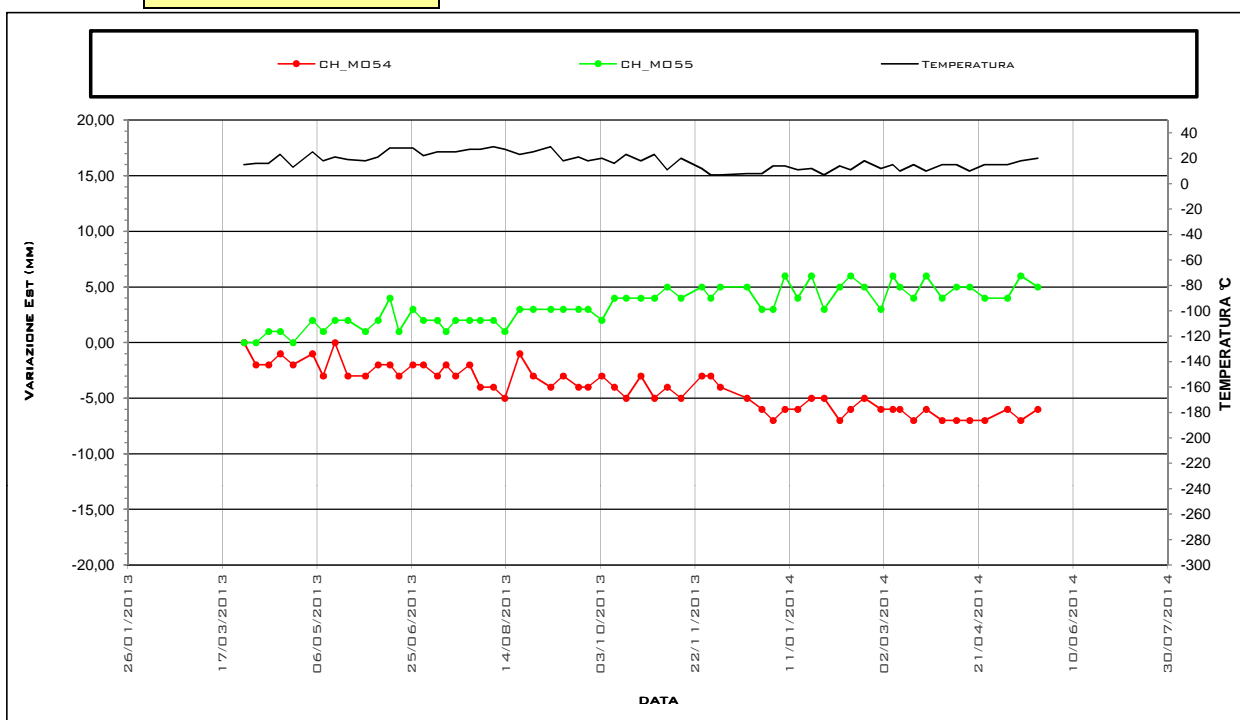
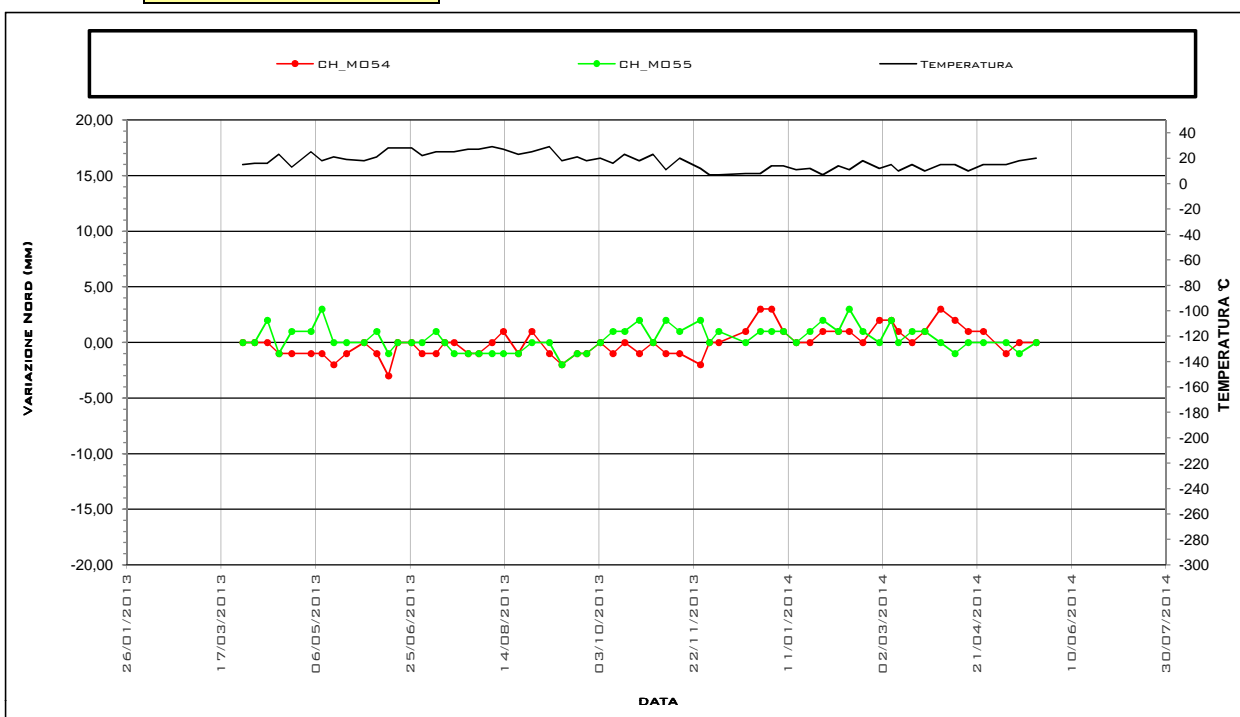


GRAFICO NORD



Ubicazione STAZIONE CHIAIA

Opera \ \ Supplementari \ 56-59

Tipo Strumento Mire Ottiche

Data posa in opera 28/03/2013

Data lettura di zero 28/03/2013

Ultima  
Misura

60

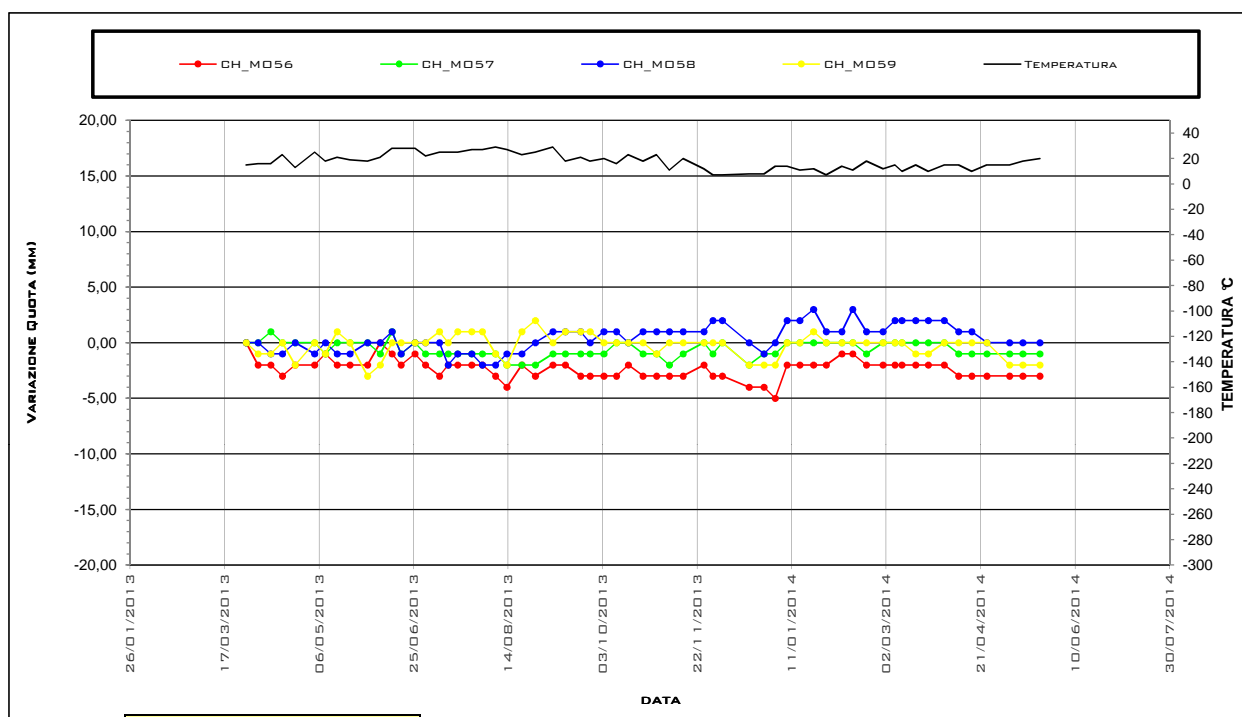
in  
data

22/05/2014

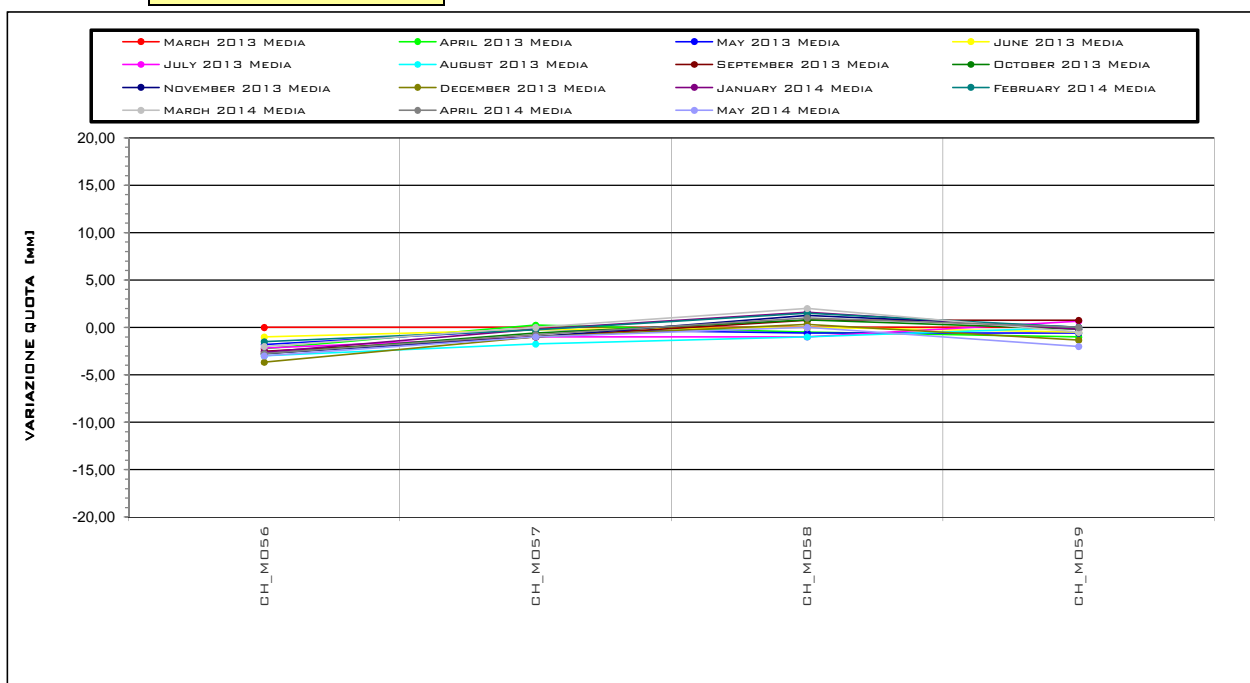
Lett. n°	DATA	CH_M056					CH_M057					CH_M058					CH_M059				
		Temp. Media[ °C]	Quota [m]	Quota Spost. [mm]	Est Spost. [mm]	Nord Spost. [mm]	Temp. Media[ °C]	Quota [m]	Quota Spost. [mm]	Est Spost. [mm]	Nord Spost. [mm]	Temp. Media[ °C]	Quota [m]	Quota Spost. [mm]	Est Spost. [mm]	Nord Spost. [mm]	Temp. Media[ °C]	Quota [m]	Quota Spost. [mm]	Est Spost. [mm]	Nord Spost. [mm]
1	28/03/2013 11.00	15,0	9,4	0,0	0,0	0,0	15,0	9,6	0,0	0,0	0,0	15,0	11,3	0,0	0,0	0,0	15,0	11,3	0,0	0,0	0,0
2	03/04/2013 17.30	16,0	9,4	-2,0	0,0	0,0	16,0	9,6	0,0	-2,0	0,0	16,0	11,3	0,0	-3,0	2,0	16,0	11,3	-1,0	1,0	2,0
3	10/04/2013 10.30	16,0	9,4	-2,0	1,0	0,0	16,0	9,6	1,0	-1,0	1,0	16,0	11,3	-1,0	-2,0	1,0	16,0	11,3	-1,0	1,0	3,0
4	16/04/2013 15.00	23,0	9,4	-3,0	2,0	0,0	23,0	9,6	0,0	1,0	0,0	23,0	11,3	-1,0	3,0	0,0	23,0	11,3	0,0	0,0	1,0
5	23/04/2013 08.30	13,0	9,4	-2,0	2,0	1,0	13,0	9,6	0,0	-1,0	1,0	13,0	11,3	0,0	1,0	2,0	13,0	11,3	-2,0	2,0	2,0
6	03/05/2013 14.30	25,0	9,4	-2,0	3,0	0,0	25,0	9,6	0,0	2,0	1,0	25,0	11,3	-1,0	4,0	1,0	25,0	11,3	0,0	2,0	2,0
7	09/05/2013 08.30	18,0	9,4	-1,0	1,0	2,0	18,0	9,6	-1,0	1,0	3,0	18,0	11,3	0,0	2,0	3,0	18,0	11,3	-1,0	2,0	2,0
8	15/05/2013 14.30	21,0	9,4	-2,0	3,0	0,0	21,0	9,6	0,0	2,0	1,0	21,0	11,3	-1,0	3,0	1,0	21,0	11,3	1,0	0,0	0,0
9	22/05/2013 08.30	19,0	9,4	-2,0	1,0	-1,0	19,0	9,6	0,0	0,0	0,0	19,0	11,3	-1,0	3,0	2,0	19,0	11,3	0,0	0,0	1,0
10	31/05/2013 15.30	18,0	9,4	-2,0	2,0	-1,0	18,0	9,6	0,0	0,0	0,0	18,0	11,3	0,0	0,0	0,0	18,0	11,3	-3,0	1,0	3,0
11	07/06/2013 08.30	21,0	9,4	0,0	1,0	-1,0	21,0	9,6	-1,0	1,0	0,0	21,0	11,3	0,0	2,0	1,0	21,0	11,3	-2,0	1,0	2,0
12	13/06/2013 14.30	28,0	9,4	-1,0	3,0	-2,0	28,0	9,6	1,0	3,0	-1,0	28,0	11,3	1,0	3,0	2,0	28,0	11,3	0,0	3,0	2,0
13	18/06/2013 09.00	28,0	9,4	-2,0	1,0	1,0	28,0	9,6	-1,0	1,0	1,0	28,0	11,3	-1,0	2,0	3,0	28,0	11,3	0,0	1,0	2,0
14	25/06/2013 18.00	28,0	9,4	-1,0	2,0	-1,0	28,0	9,6	0,0	2,0	0,0	28,0	11,3	0,0	4,0	2,0	28,0	11,3	0,0	1,0	3,0
15	01/07/2013 07.30	22,0	9,4	-2,0	3,0	-1,0	22,0	9,6	-1,0	1,0	0,0	22,0	11,3	0,0	5,0	2,0	22,0	11,3	0,0	0,0	1,0
16	08/07/2013 17.30	25,0	9,4	-3,0	3,0	1,0	25,0	9,6	-1,0	2,0	1,0	25,0	11,3	0,0	3,0	2,0	25,0	11,3	1,0	-2,0	2,0
17	13/07/2013 07.30	25,0	9,4	-2,0	1,0	0,0	25,0	9,6	-1,0	1,0	2,0	25,0	11,3	-2,0	4,0	3,0	25,0	11,3	0,0	-1,0	2,0
18	18/07/2013 07.30	25,0	9,4	-2,0	1,0	1,0	25,0	9,6	-1,0	1,0	2,0	25,0	11,3	-1,0	4,0	3,0	25,0	11,3	1,0	0,0	3,0
19	25/07/2013 18.00	27,0	9,4	-2,0	2,0	1,0	27,0	9,6	-1,0	1,0	3,0	27,0	11,3	-1,0	6,0	4,0	27,0	11,3	1,0	0,0	1,0
20	31/07/2013 09.00	27,0	9,4	-2,0	0,0	0,0	27,0	9,6	-1,0	1,0	3,0	27,0	11,3	-2,0	5,0	5,0	27,0	11,3	1,0	1,0	3,0
21	07/08/2013 09.00	29,0	9,4	-3,0	2,0	0,0	29,0	9,6	-1,0	2,0	2,0	29,0	11,3	-2,0	5,0	5,0	29,0	11,3	-1,0	1,0	1,0
22	13/08/2013 09.00	27,0	9,4	-4,0	3,0	1,0	27,0	9,6	-2,0	3,0	1,0	27,0	11,3	-1,0	4,0	5,0	27,0	11,3	-2,0	1,0	2,0
23	21/08/2013 07.30	23,0	9,4	-2,0	3,0	1,0	23,0	9,6	-2,0	3,0	2,0	23,0	11,3	-1,0	8,0	4,0	23,0	11,3	1,0	0,0	2,0
24	28/08/2013 10.30	25,0	9,4	-3,0	3,0	1,0	25,0	9,6	-2,0	2,0	3,0	25,0	11,3	0,0	6,0	4,0	25,0	11,3	2,0	-3,0	5,0
25	06/09/2013 17.30	29,0	9,4	-2,0	3,0	1,0	29,0	9,6	-1,0	2,0	2,0	29,0	11,3	1,0	6,0	3,0	29,0	11,3	0,0	-2,0	1,0
26	13/09/2013 07.30	18,0	9,4	-2,0	2,0	1,0	18,0	9,6	-1,0	2,0	1,0	18,0	11,3	1,0	5,0	3,0	18,0	11,3	1,0	0,0	1,0
27	21/09/2013 09.30	21,0	9,4	-3,0	3,0	-1,0	21,0	9,6	-1,0	2,0	1,0	21,0	11,3	1,0	5,0	2,0	21,0	11,3	1,0	0,0	3,0
28	26/09/2013 09.30	18,0	9,4	-3,0	3,0	0,0	18,0	9,6	-1,0	2,0	2,0	18,0	11,3	0,0	7,0	3,0	18,0	11,3	1,0	-1,0	3,0
29	03/10/2013 16.30	20,0	9,4	-3,0	3,0	0,0	20,0	9,6	-1,0	4,0	1,0	20,0	11,3	1,0	6,0	2,0	20,0	11,3	0,0	-1,0	4,0
30	10/10/2013 08.30	16,0	9,4	-3,0	4,0	1,0	16,0	9,6	0,0	3,0	3,0	16,0	11,3	1,0	8,0	3,0	16,0	11,3	0,0	-1,0	2,0
31	16/10/2013 14.30	23,0	9,4	-2,0	3,0	1,0	23,0	9,6	0,0	2,0	2,0	23,0	11,3	0,0	5,0	4,0	23,0	11,3	0,0	-2,0	3,0
32	24/10/2013 08.30	18,0	9,4	-3,0	3,0	1,0	18,0	9,6	-1,0	2,0	3,0	18,0	11,3	1,0	5,0	4,0	18,0	11,3	0,0	0,0	1,0
33	31/10/2013 14.30	23,0	9,4	-3,0	3,0	1,0	23,0	9,6	-1,0	2,0	2,0	23,0	11,3	1,0	7,0	4,0	23,0	11,3	-1,0	-2,0	3,0
34	07/11/2013 08.30	11,0	9,4	-3,0	3,0	1,0	11,0	9,6	-2,0	4,0	2,0	11,0	11,3	1,0	6,0	4,0	11,0	11,3	0,0	-1,0	1,0
35	14/11/2013 14.30	20,0	9,4	-3,0	2,0	1,0	20,0	9,6	-1,0	3,0	3,0	20,0	11,3	1,0	7,0	3,0	20,0	11,3	0,0	-1,0	2,0
36	25/11/2013 15.30	12,0	9,4	-2,0	3,0	1,0	12,0	9,6	0,0	3,0	4,0	12,0	11,3	1,0	8,0	4,0	12,0	11,3	0,0	0,0	1,0
37	30/11/2013 08.30	7,0	9,4	-3,0	3,0	1,0	7,0	9,6	-1,0	4,0	4,0	7,0	11,3	2,0	8,0	4,0	7,0	11,3	0,0	1,0	2,0
38	05/12/2013 08.30	7,0	9,4	-3,0	3,0	1,0	7,0	9,6	0,0	3,0	2,0	7,0	11,3	2,0	6,0	3,0	7,0	11,3	0,0	-1,0	2,0
39	19/12/2013 13.00	8,0	9,4	-4,0	3,0	0,0	8,0	9,6	-2,0	3,0	1,0	8,0	11,3	0,0	5,0	1,0	8,0	11,3	-2,0	-2,0	0,0
40	27/12/2013 09.00	8,0	9,4	-4,0	1,0	1,0	8,0	9,6	-1,0	2,0	2,0	8,0	11,3	-1,0	6,0	1,0	8,0	11,3	-2,0	-1,0	0,0
41	02/01/2014 07.30	14,0	9,4	-5,0	1,0	3,0	14,0	9,6	-1,0	2,0	3,0	14,0	11,3	0,0	5,0	1,0	14,0	11,3	-2,0	-1,0	0,0
42	08/01/2014 14.30	14,0	9,4	-2,0	5,0	2,0	14,0	9,6	0,0	5,0	2,0	14,0	11,3	2,0	8,0	3,0	14,0	11,3	0,0	-2,0	3,0
43	15/01/2014 08.30	11,0	9,4	-2,0	5,0	2,0	11,0	9,6	0,0	6,0	3,0	11,0	11,3	2,0	9,0	2,0	11,0	11,3	0,0	-2,0	1,0
44	22/01/2014 14.30	12,0	9,4	-2,0	5,0	2,0	12,0	9,6	0,0	5,0	2,0	12,0	11,3	3,0	7,0	2,0	12,0	11,3	1,0	-2,0	2,0
45	29/01/2014 08.30	7,0	9,4	-2,0	2,0	1,0	7,0	9,6	0,0	2,0	3,0	7,0	11,3	1,0	7,0	3,0	7,0	11,3	0,0	-1,0	0,0
46	06/02/2014 14.30	14,0	9,4	-1,0	4,0	0,0	14,0	9,6	0,0	3,0	2,0	14,0	11,3	1,0	8,0	1,0	14,0	11,3	0,0	-3,0	3,0
47	12/02/2014 08.30	11,0	9,4	-1,0	3,0	0,0	11,0	9,6	0,0	4,0	2,0	11,0	11,3	3,0	6,0	3,0	11,0	11,3	0,0	0,0	5,0
48	19/02/2014 14.30	18,0	9,4	-2,0	3,0	0,0	18,0	9,6	-1,0	5,0	1,0	18,0	11,3	1,0	8,0	3,0	18,0	11,3	0,0	-2,0	2,0
49	28/02/2014 08.30	12,0	9,4	-2,0	3,0	-2,0	12,0	9,6	0,0	1,0	0,0	12,0	11,3	1,0	1,0	3,0	12,0	11,3	0,0	-2,0	4,0
50	06/03/2014 16.30	15,0	9,4	-2,0	4,0	0,0	15,0	9,6	0,0	4,0	1,0	15,0	11,3	2,0	6,0	3,0	15,0	11,3	0,0	-1,0	5,0
51	10/03/2014 08.30	10,0	9,4	-2,0	5,0	0,0	10,0	9,6	0,0	4,0	1,0	10,0	11,3	2,0	8,0	2,0	10,0	11,3	0,0	-2,0	4,0
52	17/03/2014 15.30	15,0	9,4	-2,0	4,0	-2,0	15,0	9,6	0,0	3,0	0,0	15,0	11,3	2,0	4,0	2,0	15,0	11,3	-1,0	-1,0	4,0
53	24/03/2014 08.30	10,0	9,4	-2,0	4,0	0,0	10,0	9,6	0,0	3,0	1,0	10,0	11,3	2,0	7,0	3,0	10,0	11,3	-1,0	-3,0	4,0
54	01/04/2014 18.30	15,0	9,4	-2,0	3,0	-2,0	15,0	9,6	0,0	3,0	1,0	15,0	11,3	2,0	6,0	3,0	15,0	11,3	0,0	-3,0	8,0
55	09/04/2014 08.30	15,0	9,4	-3,0	4,0	-1,0	15,0	9,6	-1,0	3,0	1,0	15,0	11,3	1,0	5,0	3,0	15,0	11,3	0,0	-3,0	5,0
56	16/04/2014 08.30	10,0	9,4	-3,0	3,0	1,0	10,0	9,6	-1,0	5,0	4,0	10,0	11,3	1,0	9,0	5,0	10,0	11,3	0,0	-5,0	6,0
57	24/04/2014 08.30	15,0	9,4	-3,0	3,0	0,0	15,0	9,6	-1,0	3,0	1,0	15,0	11,3	0,0	5,0	4,0	15,0	11,3	0,0	-4,0	6,0
58	06/05/2014 08.30	15,0	9,4	-3,0	2,0	1,0	15,0	9,6	-1,0	3,0	2,0	15,0	11,3	0,0	8,0	6,0	15,0	11,3	-2,0	-2,0	3,0
59	13/05/2014 08.30	18,0	9,4	-3,0	3,0	-1,0	18,0	9,6	-1,0	5,											

Ubicazione STAZIONE CHIAIA  
Opera \ \ Supplementari \ 56-59  
Tipo Strumento Mire Ottiche  
Data posa in opera 28/03/2013  
Data lettura di zero 28/03/2013

**GRAFICO QUOTA**



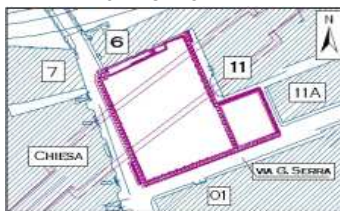
**GRAFICO ISOCRONE**



**Ubicazione** STAZIONE CHIAIA  
**Opera** \ \ Supplementari \ 56-59  
**Tipo Strumento** Mire Ottiche  
**Data posa in opera** 28/03/2013  
**Data lettura di zero** 28/03/2013

UBICAZIONE

STAZIONE CHIAIA



\ \ Supplementari \ 56-59



GRAFICO EST

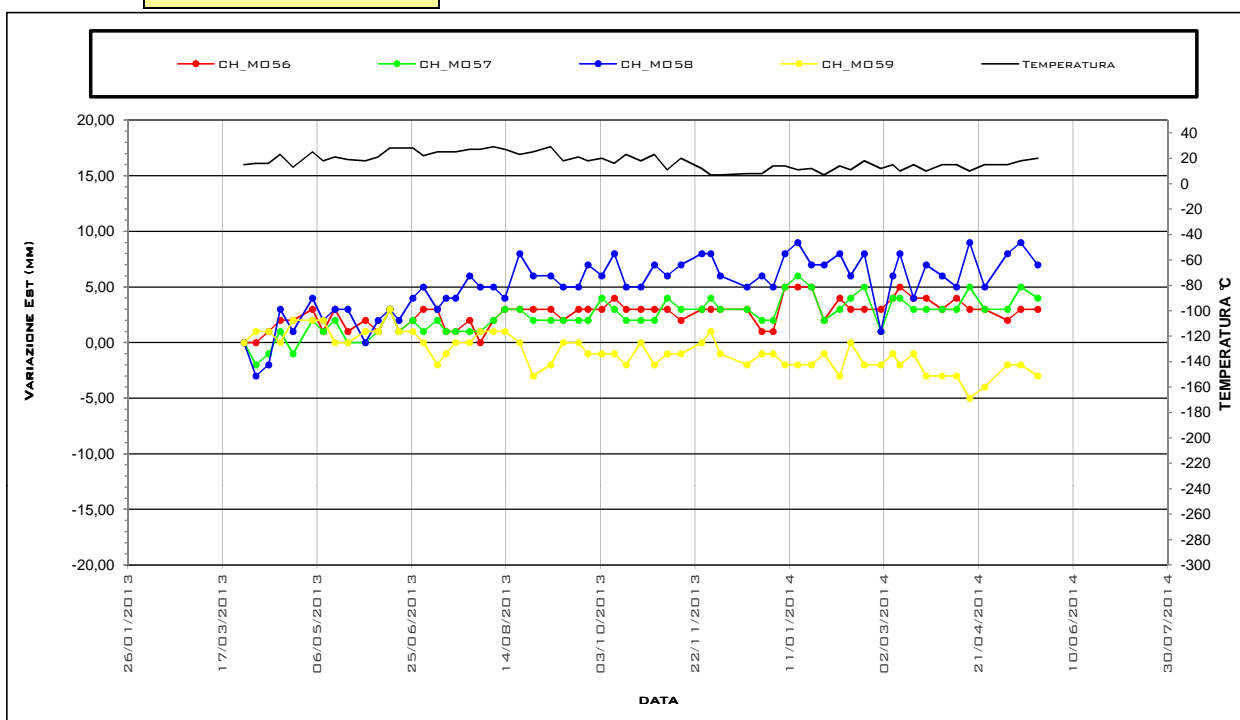
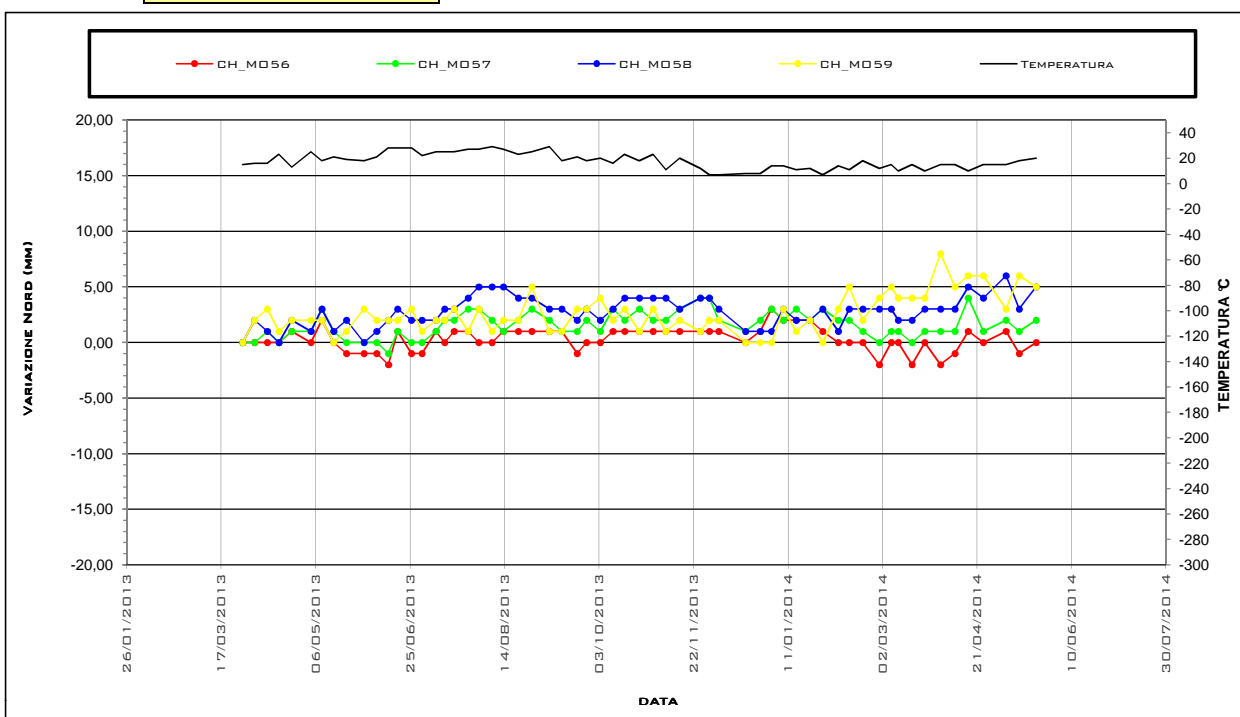


GRAFICO NORD





Ubicazione STAZIONE CHIAIA

Opera \ \ Supplementari \ 60-61

Tipo Strumento Mire Ottiche

Data posa in opera 28/03/2013

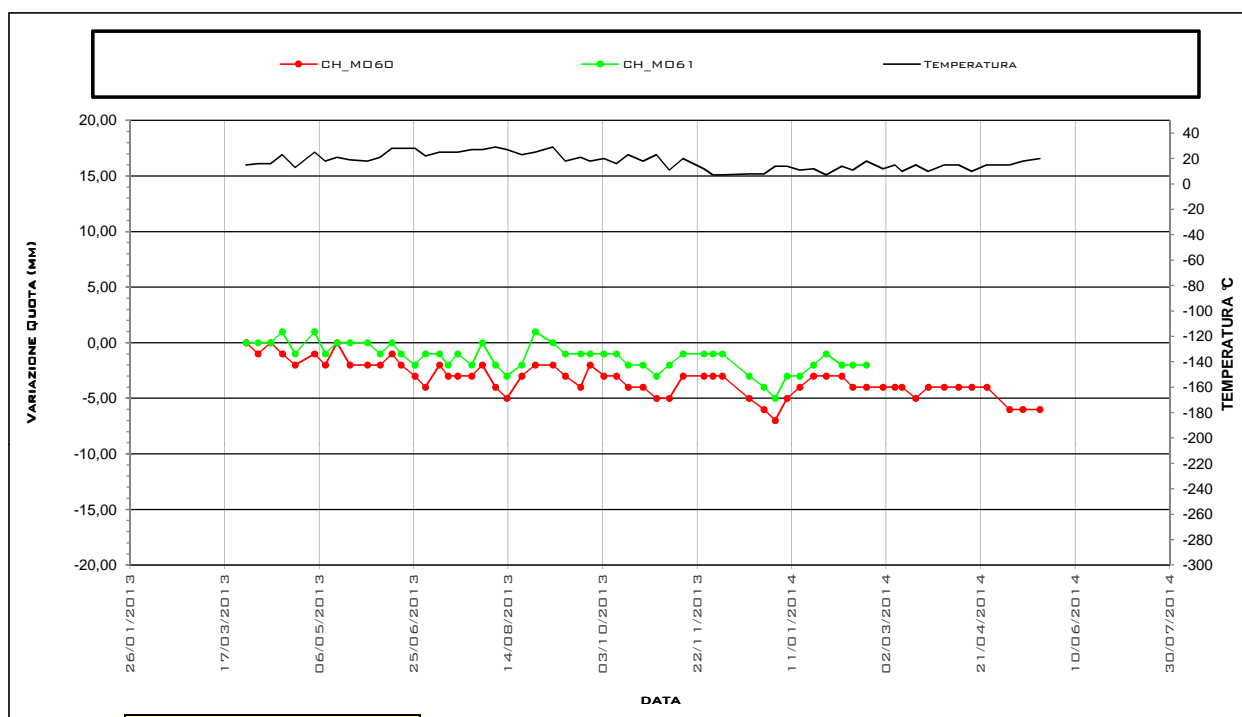
Data lettura di zero 28/03/2013

Ultima 60 in data 22/05/2014  
Misura

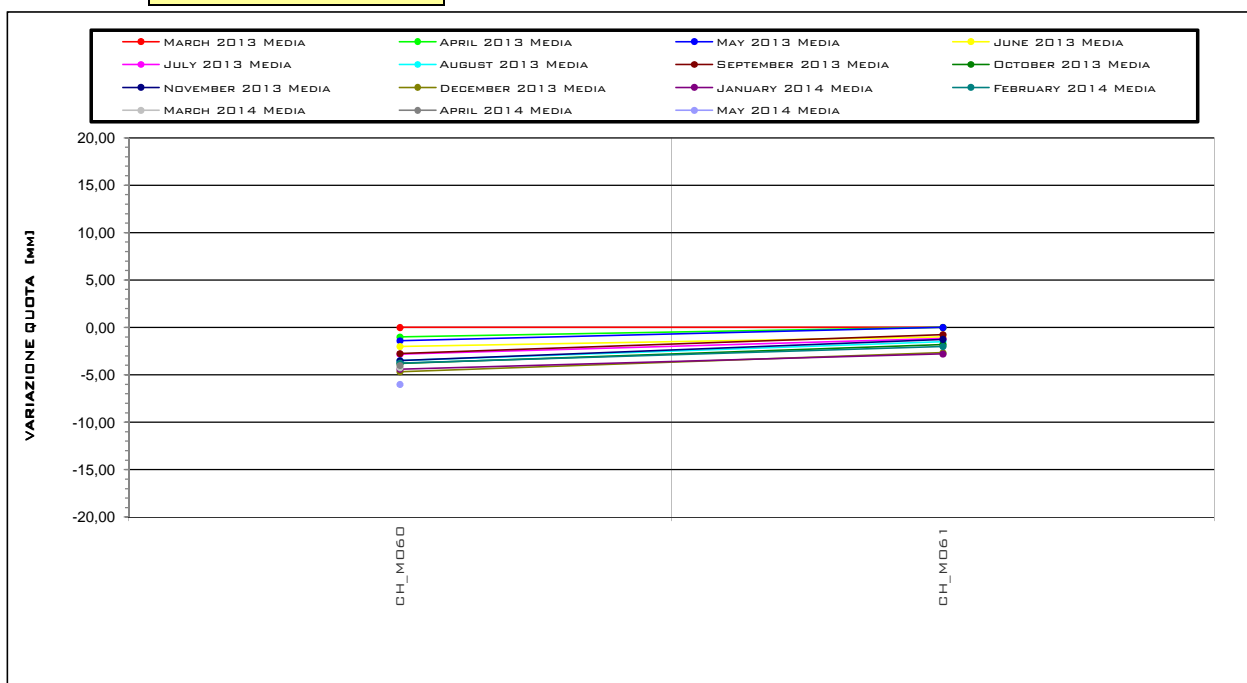
Lett. n°	DATA	CH_M060					CH_M061				
		Temp. Media [°C]	Quota [m]	Quota Spost. [mm]	Est. Spost. [mm]	Nord Spost. [mm]	Temp. Media [°C]	Quota [m]	Quota Spost. [mm]	Est. Spost. [mm]	Nord Spost. [mm]
1	28/03/2013 11.00	15,0	14,3	0,0	0,0	0,0	15,0	14,5	0,0	0,0	0,0
2	03/04/2013 17.30	16,0	14,3	-1,0	0,0	0,0	16,0	14,5	0,0	0,0	0,0
3	10/04/2013 10.30	16,0	14,3	0,0	1,0	1,0	16,0	14,5	0,0	-1,0	1,0
4	16/04/2013 15.00	23,0	14,3	-1,0	-1,0	0,0	23,0	14,5	1,0	-1,0	0,0
5	23/04/2013 08.30	13,0	14,3	-2,0	1,0	1,0	13,0	14,5	-1,0	0,0	0,0
6	03/05/2013 14.30	25,0	14,3	-1,0	2,0	-1,0	25,0	14,5	1,0	0,0	0,0
7	09/05/2013 08.30	18,0	14,3	-2,0	1,0	1,0	18,0	14,5	-1,0	-1,0	-1,0
8	15/05/2013 14.30	21,0	14,3	0,0	0,0	0,0	21,0	14,5	0,0	0,0	0,0
9	22/05/2013 08.30	19,0	14,3	-2,0	0,0	0,0	19,0	14,5	0,0	-1,0	1,0
10	31/05/2013 15.30	18,0	14,3	-2,0	1,0	1,0	18,0	14,5	0,0	-1,0	1,0
11	07/06/2013 08.30	21,0	14,3	-2,0	1,0	1,0	21,0	14,5	-1,0	1,0	2,0
12	13/06/2013 14.30	28,0	14,3	-1,0	4,0	-1,0	28,0	14,5	0,0	2,0	-1,0
13	18/06/2013 09.00	28,0	14,3	-2,0	2,0	2,0	28,0	14,5	-1,0	0,0	2,0
14	25/06/2013 18.00	28,0	14,3	-3,0	1,0	1,0	28,0	14,5	-2,0	0,0	1,0
15	01/07/2013 07.30	22,0	14,3	-4,0	0,0	1,0	22,0	14,5	-1,0	0,0	1,0
16	08/07/2013 17.30	25,0	14,3	-2,0	-2,0	0,0	25,0	14,5	-1,0	-1,0	1,0
17	13/07/2013 07.30	25,0	14,3	-3,0	0,0	2,0	25,0	14,5	-2,0	0,0	2,0
18	18/07/2013 07.30	25,0	14,3	-3,0	1,0	1,0	25,0	14,5	-1,0	-1,0	1,0
19	25/07/2013 18.00	27,0	14,3	-3,0	0,0	2,0	27,0	14,5	-2,0	0,0	1,0
20	31/07/2013 09.00	27,0	14,3	-2,0	1,0	1,0	27,0	14,5	0,0	0,0	2,0
21	07/08/2013 09.00	29,0	14,3	-4,0	0,0	1,0	29,0	14,5	-2,0	-2,0	2,0
22	13/08/2013 09.00	27,0	14,3	-5,0	-1,0	1,0	27,0	14,5	-3,0	-3,0	2,0
23	21/08/2013 07.30	23,0	14,3	-3,0	0,0	2,0	23,0	14,5	-2,0	0,0	2,0
24	28/08/2013 10.30	25,0	14,3	-2,0	-1,0	5,0	25,0	14,5	1,0	-2,0	4,0
25	06/09/2013 17.30	29,0	14,3	-2,0	0,0	2,0	29,0	14,5	0,0	-1,0	2,0
26	13/09/2013 07.30	18,0	14,3	-3,0	0,0	0,0	18,0	14,5	-1,0	0,0	0,0
27	21/09/2013 09.30	21,0	14,3	-4,0	-1,0	3,0	21,0	14,5	-1,0	-1,0	2,0
28	26/09/2013 09.30	18,0	14,3	-2,0	-1,0	1,0	18,0	14,5	-1,0	-2,0	1,0
29	03/10/2013 16.30	20,0	14,3	-3,0	0,0	2,0	20,0	14,5	-1,0	-2,0	2,0
30	10/10/2013 08.30	16,0	14,3	-3,0	-1,0	1,0	16,0	14,5	-1,0	-1,0	1,0
31	16/10/2013 14.30	23,0	14,3	-4,0	-1,0	2,0	23,0	14,5	-2,0	-2,0	2,0
32	24/10/2013 08.30	18,0	14,3	-4,0	1,0	1,0	18,0	14,5	-2,0	-1,0	0,0
33	31/10/2013 14.30	23,0	14,3	-5,0	-1,0	2,0	23,0	14,5	-3,0	-2,0	2,0
34	07/11/2013 08.30	11,0	14,3	-5,0	-1,0	0,0	11,0	14,5	-2,0	-1,0	0,0
35	14/11/2013 14.30	20,0	14,3	-3,0	-1,0	2,0	20,0	14,5	-1,0	-1,0	1,0
36	25/11/2013 15.30	12,0	14,3	-3,0	1,0	1,0	12,0	14,5	-1,0	-1,0	0,0
37	30/11/2013 08.30	7,0	14,3	-3,0	1,0	2,0	7,0	14,5	-1,0	1,0	1,0
38	05/12/2013 08.30	7,0	14,3	-3,0	-1,0	1,0	7,0	14,5	-1,0	-2,0	1,0
39	19/12/2013 13.00	8,0	14,3	-5,0	-2,0	2,0	8,0	14,5	-3,0	-3,0	2,0
40	27/12/2013 09.00	8,0	14,3	-6,0	-3,0	3,0	8,0	14,5	-4,0	-4,0	4,0
41	02/01/2014 07.30	14,0	14,3	-7,0	-2,0	2,0	14,0	14,5	-5,0	-4,0	3,0
42	08/01/2014 14.30	14,0	14,3	-5,0	-2,0	2,0	14,0	14,5	-3,0	-3,0	2,0
43	15/01/2014 08.30	11,0	14,3	-4,0	-2,0	1,0	11,0	14,5	-3,0	-3,0	1,0
44	22/01/2014 14.30	12,0	14,3	-3,0	-2,0	1,0	12,0	14,5	-2,0	-3,0	2,0
45	29/01/2014 08.30	7,0	14,3	-3,0	-1,0	2,0	7,0	14,5	-1,0	-2,0	2,0
46	06/02/2014 14.30	14,0	14,3	-3,0	-2,0	3,0	14,0	14,5	-2,0	-3,0	3,0
47	12/02/2014 08.30	11,0	14,3	-4,0	0,0	4,0	11,0	14,5	-2,0	-1,0	4,0
48	19/02/2014 14.30	18,0	14,3	-4,0	-2,0	2,0	18,0	14,5	-2,0	-3,0	3,0
49	28/02/2014 08.30	12,0	14,3	-4,0	-2,0	4,0					
50	06/03/2014 16.30	15,0	14,3	-4,0	-2,0	4,0					
51	10/03/2014 08.30	10,0	14,3	-4,0	-1,0	3,0					
52	17/03/2014 15.30	15,0	14,3	-5,0	-1,0	3,0					
53	24/03/2014 08.30	10,0	14,3	-4,0	-2,0	3,0					
54	01/04/2014 18.30	15,0	14,3	-4,0	-4,0	4,0					
55	09/04/2014 08.30	15,0	14,3	-4,0	-2,0	3,0					
56	16/04/2014 08.30	10,0	14,3	-4,0	-4,0	5,0					
57	24/04/2014 08.30	15,0	14,3	-4,0	-3,0	4,0					
58	06/05/2014 08.30	15,0	14,3	-6,0	-2,0	1,0					
59	13/05/2014 08.30	18,0	14,3	-6,0	-1,0	3,0					
60	22/05/2014 08.30	20,0	14,3	-6,0	-4,0	3,0					

Ubicazione STAZIONE CHIAIA  
Opera \ \ Supplementari \ 60-61  
Tipo Strumento Mire Ottiche  
Data posa in opera 28/03/2013  
Data lettura di zero 28/03/2013

**GRAFICO QUOTA**

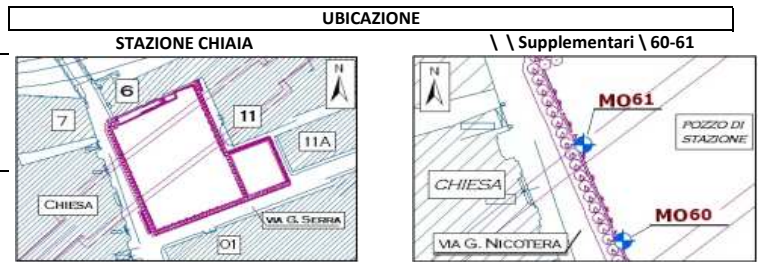


**GRAFICO ISOCRONE**

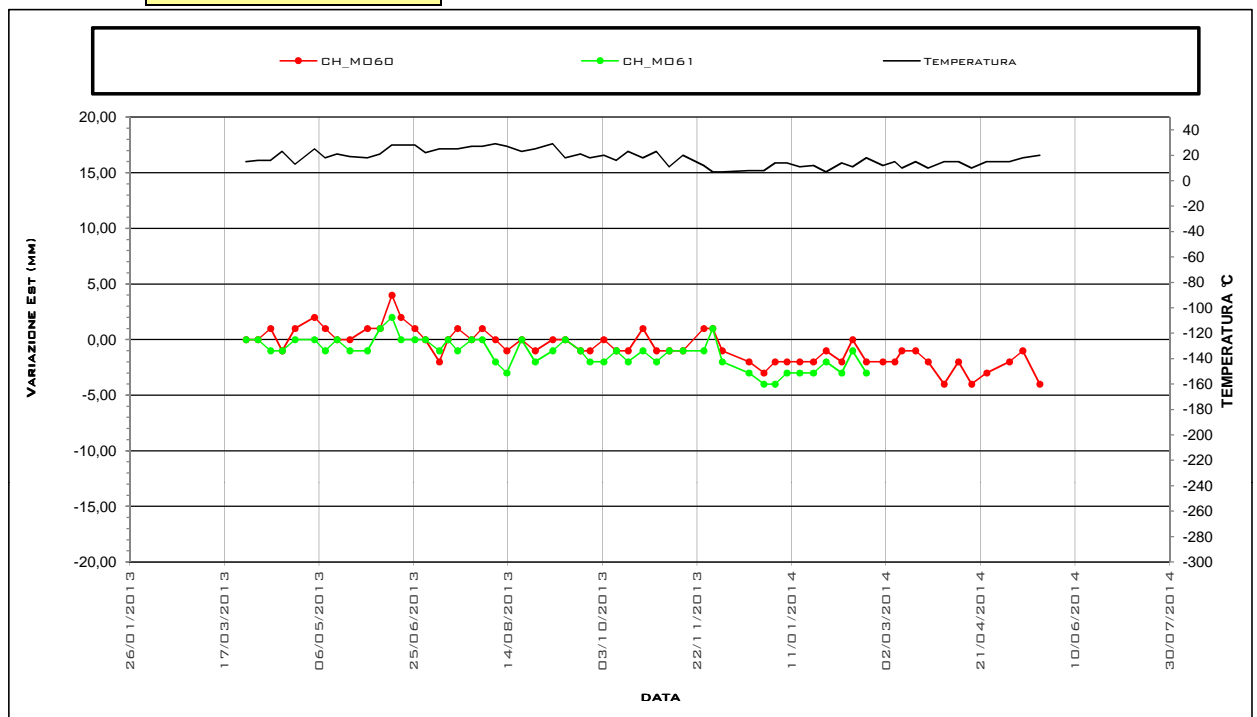




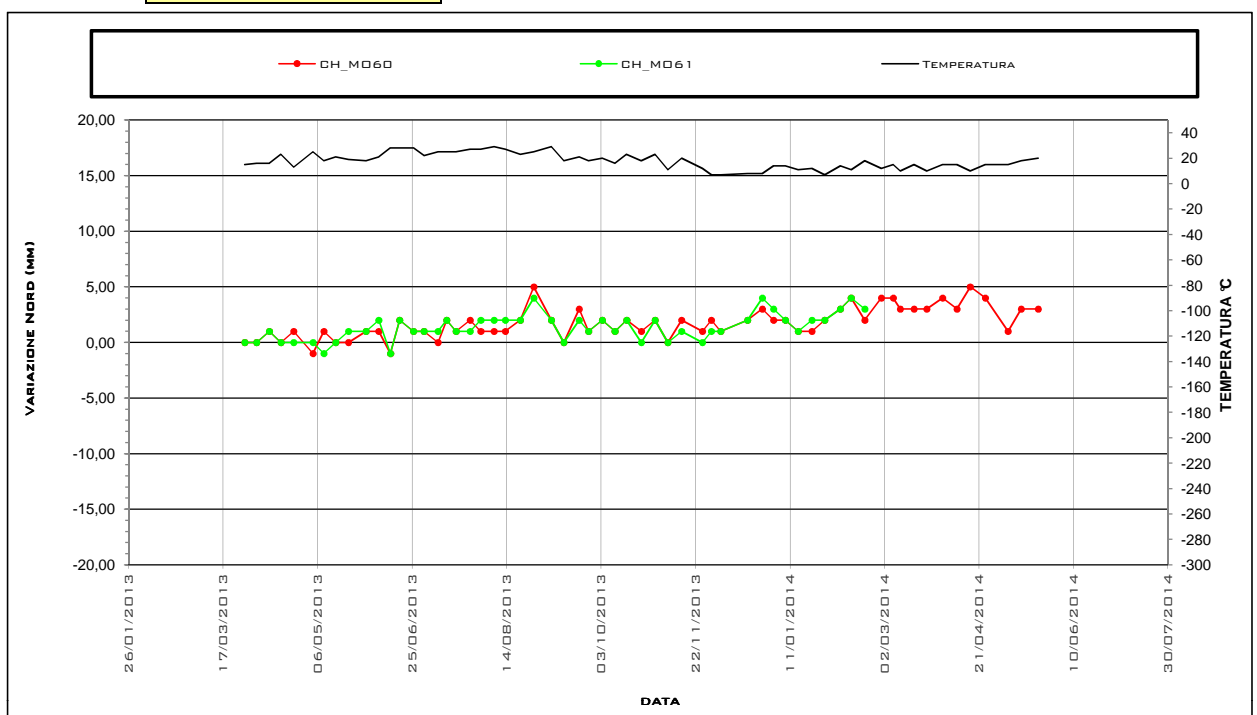
**Ubicazione** STAZIONE CHIAIA  
**Opera** \ \ Supplementari \ 60-61  
**Tipo Strumento** Mire Ottiche  
**Data posa in opera** 28/03/2013  
**Data lettura di zero** 28/03/2013



**GRAFICO EST**



**GRAFICO NORD**



Ubicazione STAZIONE CHIAIA

Opera \ \ Supplementari \ 62-64

Tipo Strumento Mire Ottiche

Data posa in opera 28/03/2013

Data lettura di zero 28/03/2013

Ultima  
Misura

60

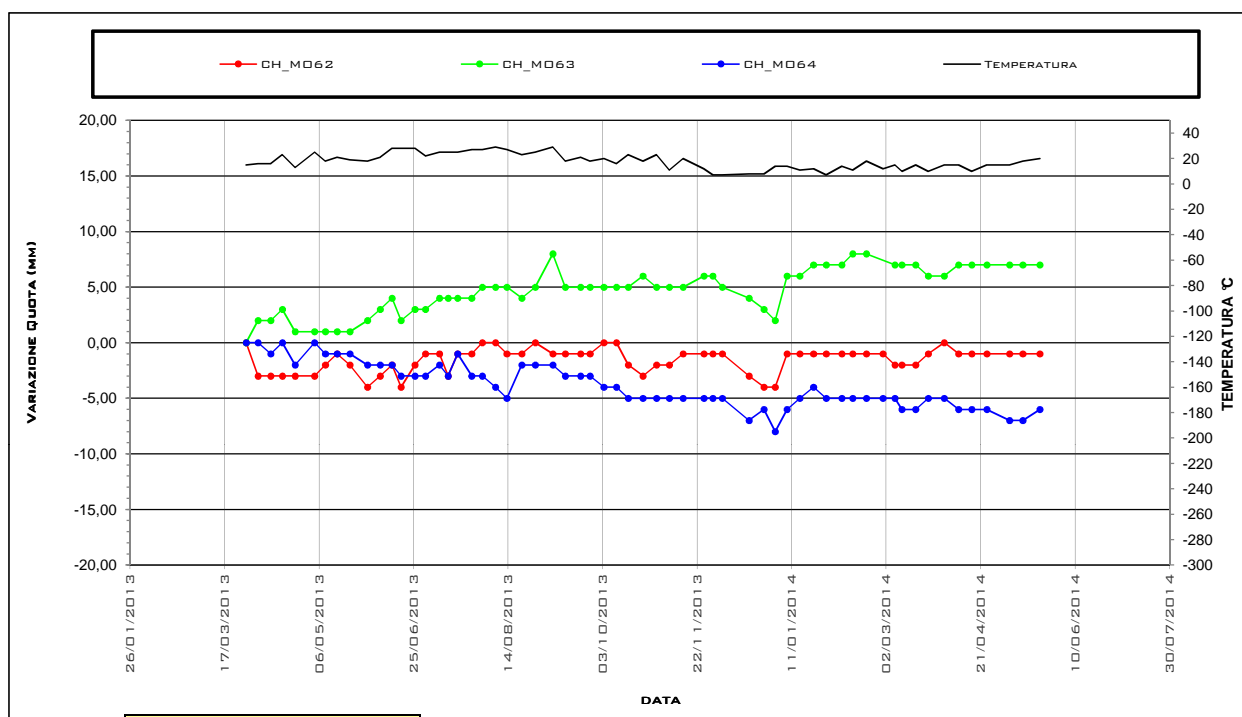
in  
data

22/05/2014

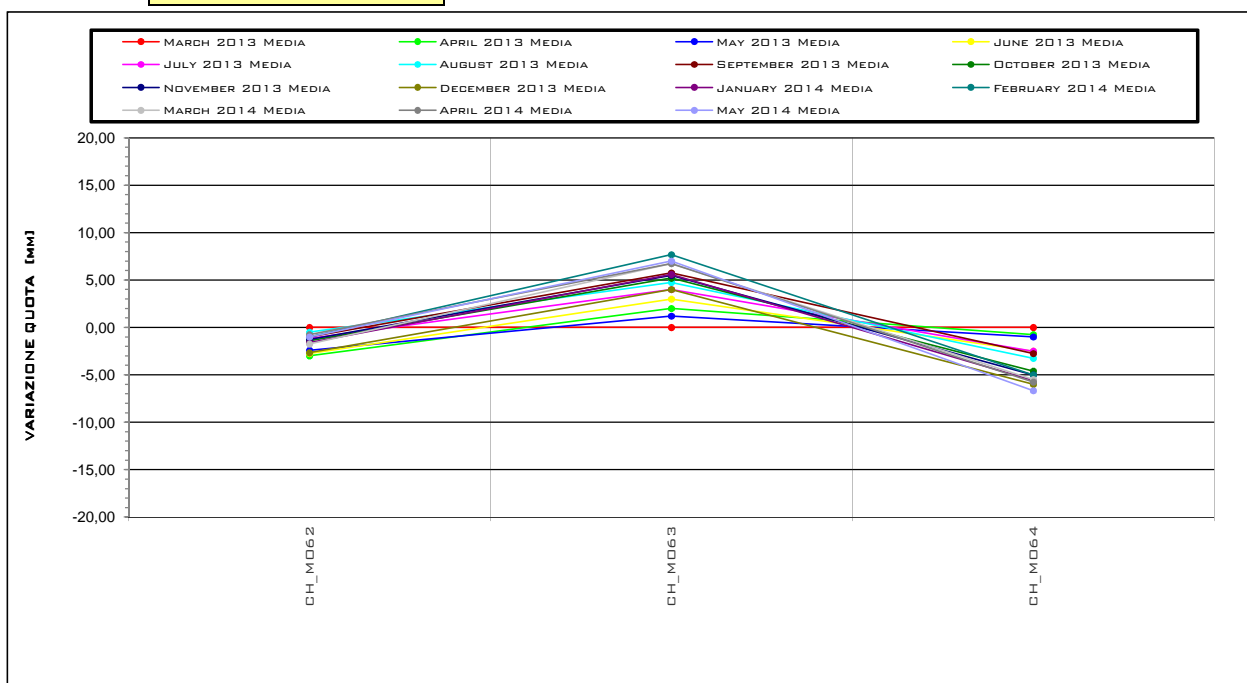
Lett. n°	DATA	CH_M062					CH_M063					CH_M064				
		Temp. Media[ °C]	Quota [m]	Quota Spost. [mm]	Est Spost. [mm]	Nord Spost. [mm]	Temp. Media[ °C]	Quota [m]	Quota Spost. [mm]	Est Spost. [mm]	Nord Spost. [mm]	Temp. Media[ °C]	Quota [m]	Quota Spost. [mm]	Est Spost. [mm]	Nord Spost. [mm]
1	28/03/2013 11.00	15,0	9,4	0,0	0,0	0,0	15,0	9,4	0,0	0,0	0,0	15,0	9,0	0,0	0,0	0,0
2	03/04/2013 17.30	16,0	9,4	-3,0	-2,0	0,0	16,0	9,4	2,0	-1,0	-1,0	16,0	9,0	0,0	-1,0	1,0
3	10/04/2013 10.30	16,0	9,4	-3,0	-2,0	0,0	16,0	9,4	2,0	0,0	1,0	16,0	9,0	-1,0	-1,0	2,0
4	16/04/2013 15.00	23,0	9,4	-3,0	0,0	-1,0	23,0	9,4	3,0	0,0	-3,0	23,0	9,0	0,0	-1,0	1,0
5	23/04/2013 08.30	13,0	9,4	-3,0	-2,0	0,0	13,0	9,4	1,0	0,0	-1,0	13,0	9,0	-2,0	1,0	1,0
6	03/05/2013 14.30	25,0	9,4	-3,0	-1,0	-2,0	25,0	9,4	1,0	1,0	-2,0	25,0	9,0	0,0	0,0	0,0
7	09/05/2013 08.30	18,0	9,4	-2,0	-2,0	-1,0	18,0	9,4	1,0	0,0	0,0	18,0	9,0	-1,0	0,0	2,0
8	15/05/2013 14.30	21,0	9,4	-1,0	0,0	-1,0	21,0	9,4	1,0	1,0	-2,0	21,0	9,0	-1,0	0,0	0,0
9	22/05/2013 08.30	19,0	9,4	-2,0	-3,0	0,0	19,0	9,4	1,0	0,0	-2,0	19,0	9,0	-1,0	-1,0	1,0
10	31/05/2013 15.30	18,0	9,4	-4,0	-3,0	0,0	18,0	9,4	2,0	1,0	-1,0	18,0	9,0	-2,0	-1,0	2,0
11	07/06/2013 08.30	21,0	9,4	-3,0	-2,0	0,0	21,0	9,4	3,0	0,0	-2,0	21,0	9,0	-2,0	0,0	2,0
12	13/06/2013 14.30	28,0	9,4	-2,0	-2,0	-1,0	28,0	9,4	4,0	3,0	-2,0	28,0	9,0	-2,0	3,0	0,0
13	18/06/2013 09.00	28,0	9,4	-4,0	-3,0	0,0	28,0	9,4	2,0	1,0	0,0	28,0	9,0	-3,0	0,0	2,0
14	25/06/2013 18.00	28,0	9,4	-2,0	-3,0	0,0	28,0	9,4	3,0	2,0	-3,0	28,0	9,0	-3,0	0,0	2,0
15	01/07/2013 07.30	22,0	9,4	-1,0	-2,0	-1,0	22,0	9,4	3,0	1,0	-2,0	22,0	9,0	-3,0	1,0	0,0
16	08/07/2013 17.30	25,0	9,4	-1,0	-3,0	-1,0	25,0	9,4	4,0	1,0	-2,0	25,0	9,0	-2,0	-3,0	2,0
17	13/07/2013 07.30	25,0	9,4	-3,0	-2,0	0,0	25,0	9,4	4,0	-1,0	-2,0	25,0	9,0	-3,0	-1,0	3,0
18	18/07/2013 07.30	25,0	9,4	-1,0	-3,0	-1,0	25,0	9,4	4,0	-1,0	-2,0	25,0	9,0	-1,0	-1,0	3,0
19	25/07/2013 18.00	27,0	9,4	-1,0	-1,0	-1,0	27,0	9,4	4,0	0,0	-3,0	27,0	9,0	-3,0	0,0	2,0
20	31/07/2013 09.00	27,0	9,4	0,0	-3,0	-2,0	27,0	9,4	5,0	0,0	-3,0	27,0	9,0	-3,0	0,0	3,0
21	07/08/2013 09.00	29,0	9,4	0,0	-3,0	-2,0	29,0	9,4	5,0	0,0	-3,0	29,0	9,0	-4,0	-1,0	3,0
22	13/08/2013 09.00	27,0	9,4	-1,0	-3,0	-3,0	27,0	9,4	5,0	-1,0	-3,0	27,0	9,0	-5,0	-2,0	3,0
23	21/08/2013 07.30	23,0	9,4	-1,0	-2,0	0,0	23,0	9,4	4,0	2,0	-5,0	23,0	9,0	-2,0	1,0	3,0
24	28/08/2013 10.30	25,0	9,4	0,0	-3,0	0,0	25,0	9,4	5,0	1,0	-5,0	25,0	9,0	-2,0	-2,0	4,0
25	06/09/2013 17.30	29,0	9,4	-1,0	-4,0	-1,0	29,0	9,4	8,0	0,0	-5,0	29,0	9,0	-2,0	-2,0	3,0
26	13/09/2013 07.30	18,0	9,4	-1,0	-3,0	-2,0	18,0	9,4	5,0	3,0	-2,0	18,0	9,0	-3,0	-1,0	2,0
27	21/09/2013 09.30	21,0	9,4	-1,0	-2,0	0,0	21,0	9,4	5,0	1,0	-4,0	21,0	9,0	-3,0	0,0	4,0
28	26/09/2013 09.30	18,0	9,4	-1,0	-4,0	0,0	18,0	9,4	5,0	0,0	-5,0	18,0	9,0	-3,0	-2,0	3,0
29	03/10/2013 16.30	20,0	9,4	0,0	-3,0	0,0	20,0	9,4	5,0	1,0	-4,0	20,0	9,0	-4,0	-2,0	3,0
30	10/10/2013 08.30	16,0	9,4	0,0	-3,0	-1,0	16,0	9,4	5,0	2,0	-2,0	16,0	9,0	-4,0	-2,0	3,0
31	16/10/2013 14.30	23,0	9,4	-2,0	-4,0	0,0	23,0	9,4	5,0	1,0	-3,0	23,0	9,0	-5,0	-2,0	3,0
32	24/10/2013 08.30	18,0	9,4	-3,0	-3,0	-1,0	18,0	9,4	6,0	2,0	-2,0	18,0	9,0	-5,0	-1,0	2,0
33	31/10/2013 14.30	23,0	9,4	-2,0	-3,0	0,0	23,0	9,4	5,0	3,0	-3,0	23,0	9,0	-5,0	-2,0	3,0
34	07/11/2013 08.30	11,0	9,4	-2,0	-3,0	-2,0	11,0	9,4	5,0	3,0	-2,0	11,0	9,0	-5,0	-3,0	1,0
35	14/11/2013 14.30	20,0	9,4	-1,0	-4,0	0,0	20,0	9,4	5,0	2,0	-4,0	20,0	9,0	-5,0	-5,0	2,0
36	25/11/2013 15.30	12,0	9,4	-1,0	-3,0	0,0	12,0	9,4	6,0	3,0	-2,0	12,0	9,0	-5,0	-2,0	2,0
37	30/11/2013 08.30	7,0	9,4	-1,0	-3,0	0,0	7,0	9,4	6,0	2,0	-2,0	7,0	9,0	-5,0	-2,0	3,0
38	05/12/2013 08.30	7,0	9,4	-1,0	-3,0	0,0	7,0	9,4	5,0	3,0	-3,0	7,0	9,0	-5,0	-4,0	2,0
39	19/12/2013 13.00	8,0	9,4	-3,0	-3,0	0,0	8,0	9,4	4,0	3,0	-4,0	8,0	9,0	-7,0	-6,0	3,0
40	27/12/2013 09.00	8,0	9,4	-4,0	-2,0	1,0	8,0	9,4	3,0	2,0	-3,0	8,0	9,0	-6,0	-7,0	5,0
41	02/01/2014 07.30	14,0	9,4	-4,0	-1,0	1,0	14,0	9,4	2,0	2,0	-3,0	14,0	9,0	-8,0	-6,0	4,0
42	08/01/2014 14.30	14,0	9,4	-1,0	-6,0	1,0	14,0	9,4	6,0	2,0	-3,0	14,0	9,0	-6,0	-6,0	4,0
43	15/01/2014 08.30	11,0	9,4	-1,0	-4,0	0,0	11,0	9,4	6,0	1,0	-3,0	11,0	9,0	-5,0	-5,0	2,0
44	22/01/2014 14.30	12,0	9,4	-1,0	-5,0	1,0	12,0	9,4	7,0	3,0	-4,0	12,0	9,0	-4,0	-6,0	3,0
45	29/01/2014 08.30	7,0	9,4	-1,0	-4,0	0,0	7,0	9,4	7,0	1,0	-4,0	7,0	9,0	-5,0	-5,0	2,0
46	06/02/2014 14.30	14,0	9,4	-1,0	-4,0	1,0	14,0	9,4	7,0	0,0	-5,0	14,0	9,0	-5,0	-6,0	4,0
47	12/02/2014 08.30	11,0	9,4	-1,0	-4,0	2,0	11,0	9,4	8,0	0,0	-6,0	11,0	9,0	-5,0	-4,0	5,0
48	19/02/2014 14.30	18,0	9,4	-1,0	-5,0	0,0	18,0	9,4	8,0	-1,0	-7,0	18,0	9,0	-5,0	-5,0	4,0
49	28/02/2014 08.30	12,0	9,4	-1,0	-5,0	1,0						12,0	9,0	-5,0	-5,0	5,0
50	06/03/2014 16.30	15,0	9,4	-2,0	-6,0	1,0	15,0	9,4	7,0	2,0	-4,0	15,0	9,0	-5,0	-5,0	5,0
51	10/03/2014 08.30	10,0	9,4	-2,0	-5,0	1,0	10,0	9,4	7,0	0,0	-6,0	10,0	9,0	-6,0	-5,0	4,0
52	17/03/2014 15.30	15,0	9,4	-2,0	-5,0	1,0	15,0	9,4	7,0	2,0	-5,0	15,0	9,0	-6,0	-4,0	3,0
53	24/03/2014 08.30	10,0	9,4	-1,0	-5,0	2,0	10,0	9,4	6,0	2,0	-4,0	10,0	9,0	-5,0	-6,0	6,0
54	01/04/2014 18.30	15,0	9,4	0,0	-6,0	3,0	15,0	9,4	6,0	2,0	-4,0	15,0	9,0	-5,0	-8,0	6,0
55	09/04/2014 08.30	15,0	9,4	-1,0	-6,0	1,0	15,0	9,4	7,0	3,0	-5,0	15,0	9,0	-6,0	-5,0	5,0
56	16/04/2014 08.30	10,0	9,4	-1,0	-7,0	2,0	10,0	9,4	7,0	1,0	-6,0	10,0	9,0	-6,0	-7,0	7,0
57	24/04/2014 08.30	15,0	9,4	-1,0	-7,0	1,0	15,0	9,4	7,0	0,0	-5,0	15,0	9,0	-6,0	-7,0	7,0
58	06/05/2014 08.30	15,0	9,4	-1,0	-4,0	0,0	15,0	9,4	7,0	0,0	-6,0	15,0	9,0	-7,0	-6,0	3,0
59	13/05/2014 08.30	18,0	9,4	-1,0	-6,0	0,0	18,0	9,4	7,0	2,0	-7,0	18,0	9,0	-7,0	-5,0	5,0
60	22/05/2014 08.30	20,0	9,4	-1,0	-8,0	0,0	20,0	9,4	7,0	2,0	-6,0	20,0	9,0	-6,0	-6,0	5,0

Ubicazione STAZIONE CHIAIA  
Opera \ \ Supplementari \ 62-64  
Tipo Strumento Mire Ottiche  
Data posa in opera 28/03/2013  
Data lettura di zero 28/03/2013

**GRAFICO QUOTA**



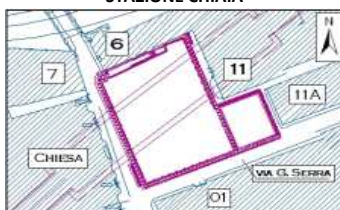
**GRAFICO ISOCRONE**



**Ubicazione** STAZIONE CHIAIA  
**Opera** \ \ Supplementari \ 62-64  
**Tipo Strumento** Mire Ottiche  
**Data posa in opera** 28/03/2013  
**Data lettura di zero** 28/03/2013

UBICAZIONE

STAZIONE CHIAIA



\ \ Supplementari \ 62-64



GRAFICO EST

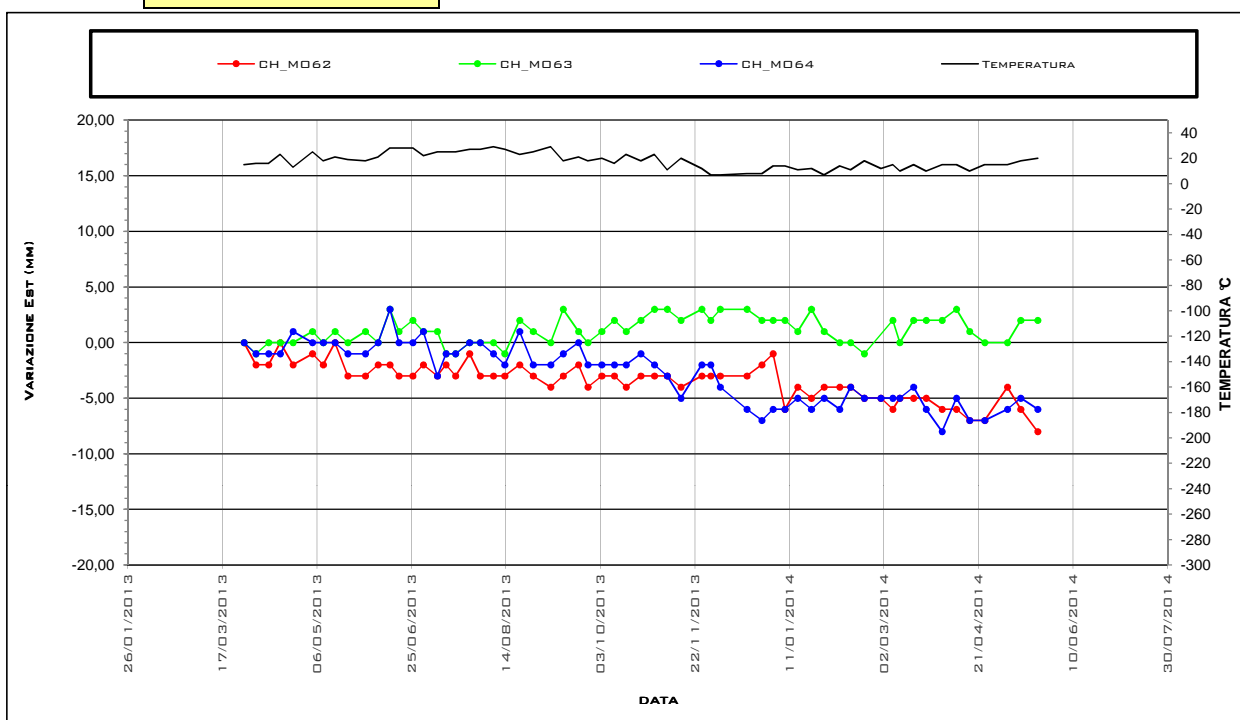
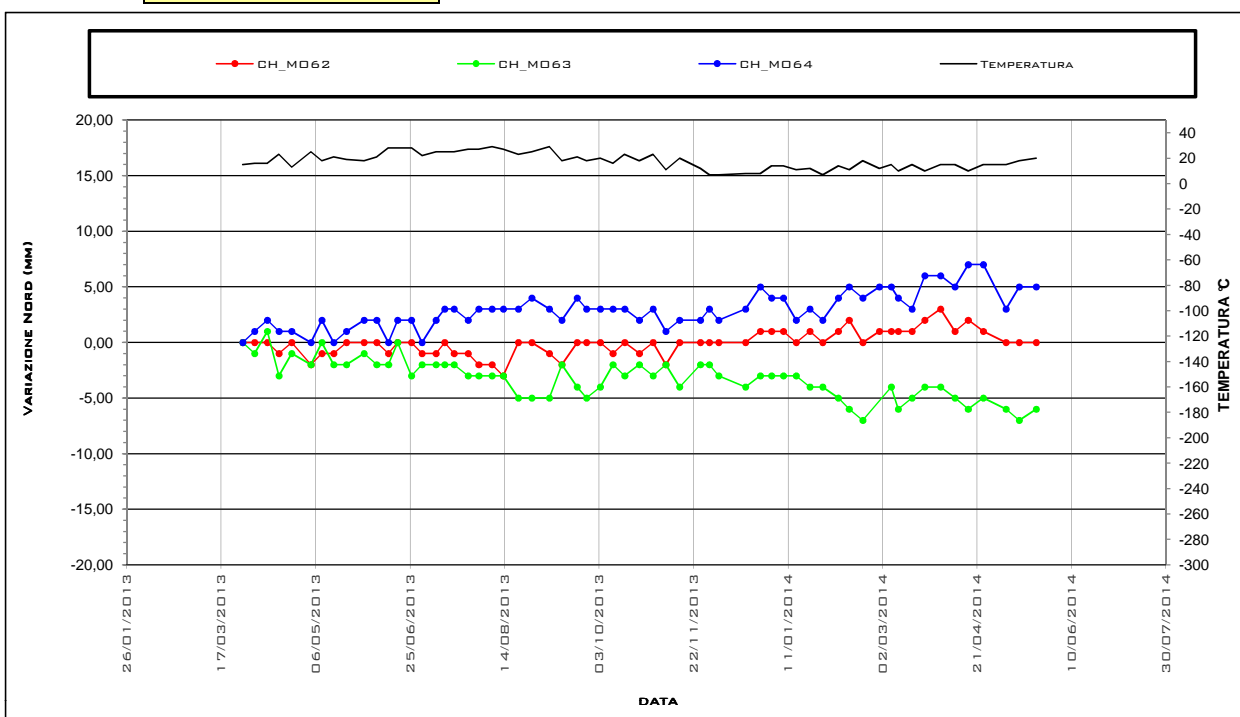


GRAFICO NORD





**Ubicazione** STAZIONE CHIAIA

**Opera** \ \ Supplementari \ 65-66

**Tipo Strumento** Mire Ottiche

**Data posa in opera** 06/02/2014

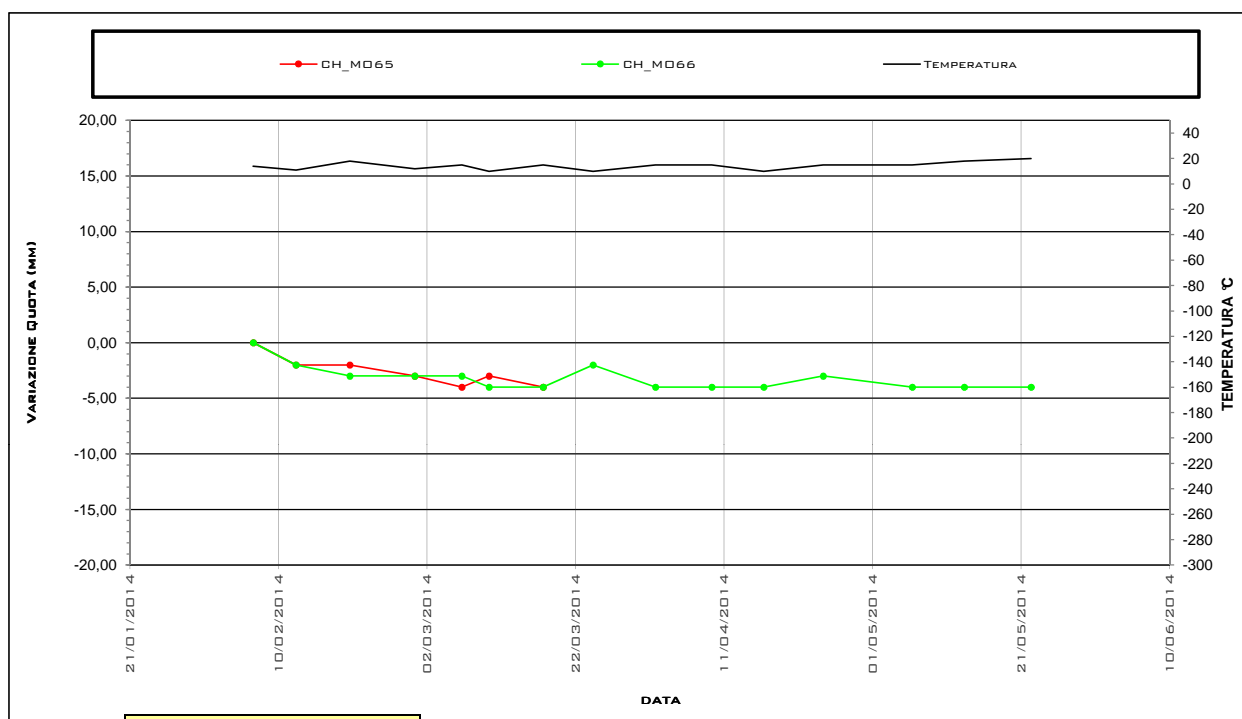
**Data lettura di zero** 06/02/2014

**Ultima** 15 **in** 22/05/2014  
**Misura** **data**

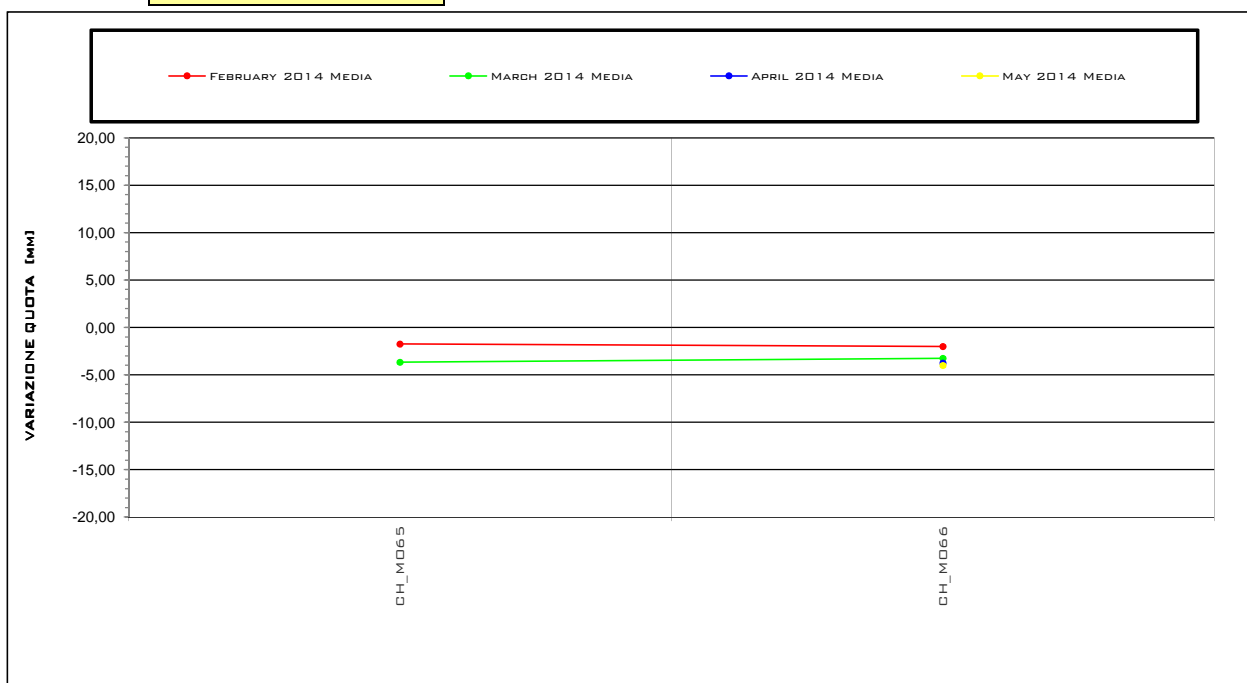
Lett. n°	DATA	CH_M065					CH_M066				
		Temp. Media [°C]	Quota [m]	Quota Spost. [mm]	Est Spost. [mm]	Nord Spost. [mm]	Temp. Media [°C]	Quota [m]	Quota Spost. [mm]	Est Spost. [mm]	Nord Spost. [mm]
1	06/02/2014 14.30	14,0	4,2	0,0	0,0	0,0	14,0	4,4	0,0	0,0	0,0
2	12/02/2014 08.30	11,0	4,2	-2,0	0,0	-1,0	11,0	4,4	-2,0	2,0	1,0
3	19/02/2014 14.30	18,0	4,2	-2,0	0,0	-1,0	18,0	4,4	-3,0	2,0	2,0
4	28/02/2014 08.30	12,0	4,2	-3,0	0,0	2,0	12,0	4,4	-3,0	1,0	2,0
5	06/03/2014 16.30	15,0	4,2	-4,0	0,0	4,0	15,0	4,4	-3,0	1,0	5,0
6	10/03/2014 08.30	10,0	4,2	-3,0	0,0	3,0	10,0	4,4	-4,0	1,0	3,0
7	17/03/2014 15.30	15,0	4,2	-4,0	0,0	2,0	15,0	4,4	-4,0	1,0	4,0
8	24/03/2014 08.30						10,0	4,4	-2,0	2,0	1,0
9	01/04/2014 18.30						15,0	4,4	-4,0	-1,0	3,0
10	09/04/2014 08.30						15,0	4,4	-4,0	2,0	4,0
11	16/04/2014 08.30						10,0	4,4	-4,0	1,0	4,0
12	24/04/2014 08.30						15,0	4,4	-3,0	2,0	1,0
13	06/05/2014 08.30						15,0	4,4	-4,0	2,0	4,0
14	13/05/2014 08.30						18,0	4,4	-4,0	1,0	3,0
15	22/05/2014 08.30						20,0	4,4	-4,0	1,0	3,0

Ubicazione STAZIONE CHIAIA  
Opera \ \ Supplementari \ 65-66  
Tipo Strumento Mire Ottiche  
Data posa in opera 06/02/2014  
Data lettura di zero 06/02/2014

**GRAFICO QUOTA**



**GRAFICO ISOCHRONE**



Ubicazione STAZIONE CHIAIA  
Opera \ \ Supplementari \ 65-66  
Tipo Strumento Mire Ottiche  
Data posa in opera 06/02/2014  
Data lettura di zero 06/02/2014

UBICAZIONE

STAZIONE CHIAIA



\ \ Supplementari \ 65-66



GRAFICO EST

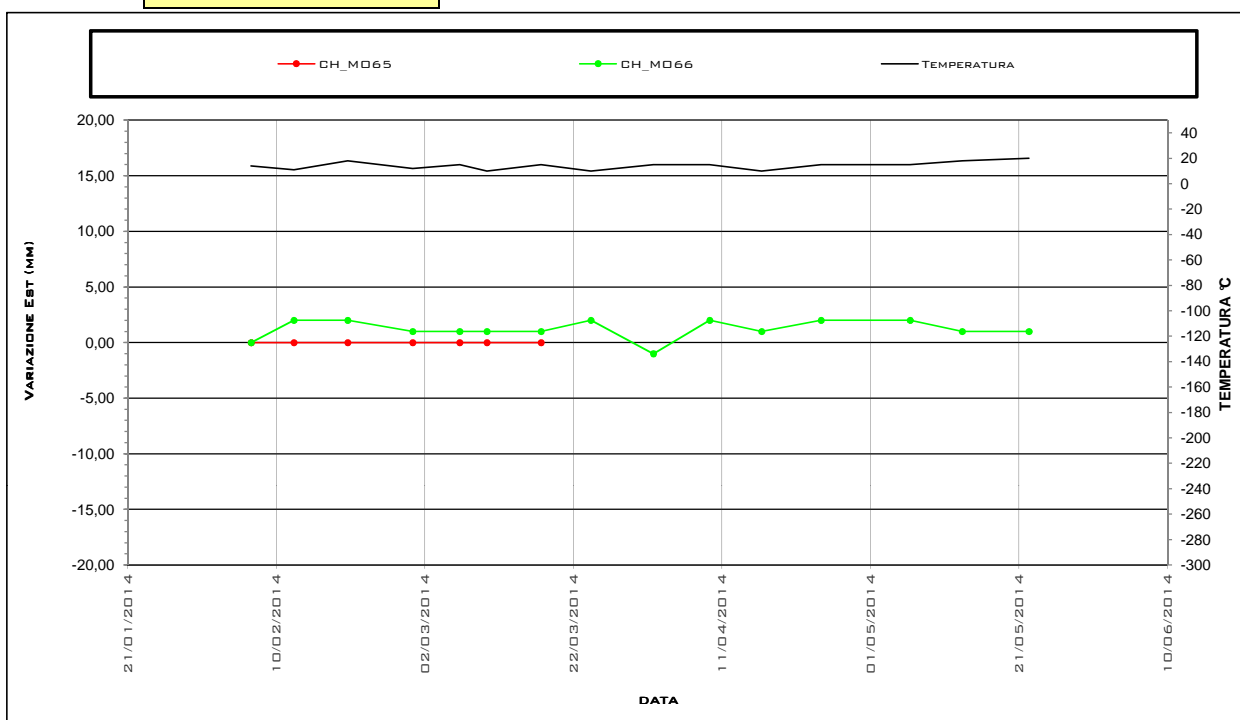
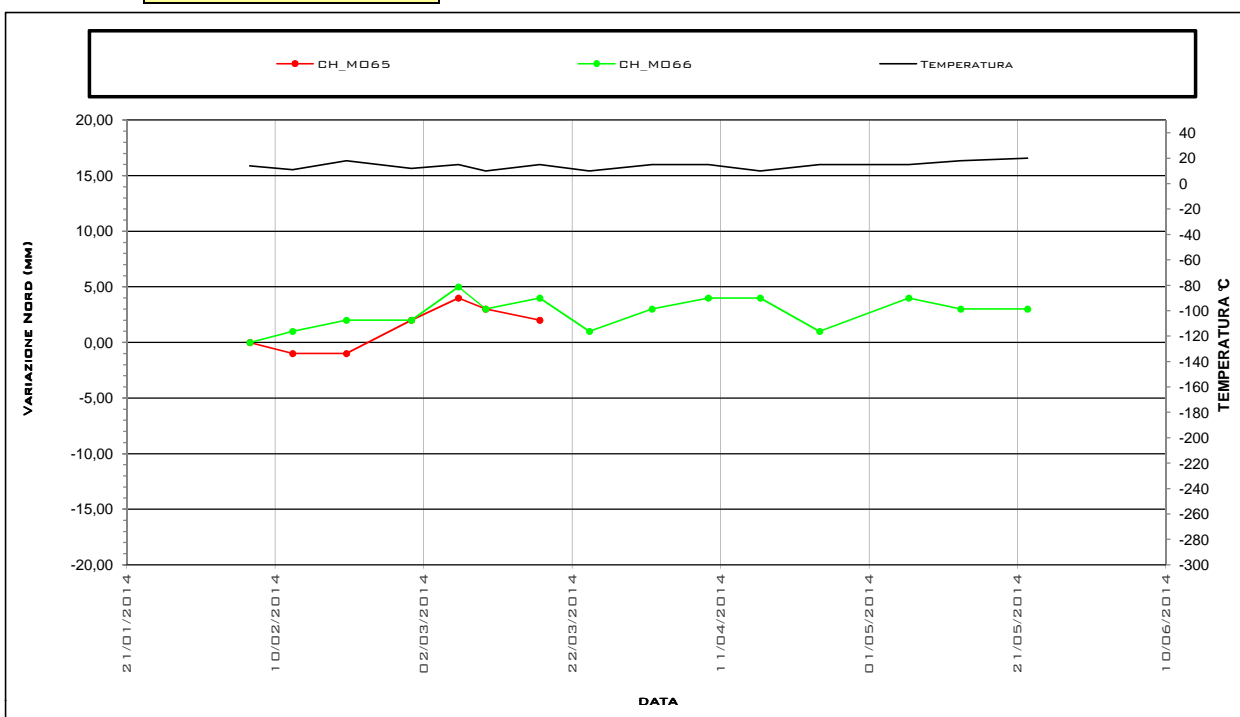


GRAFICO NORD





**Ubicazione** STAZIONE CHIAIA

**Opera** \ \ Supplementari \ 67-70

**Tipo Strumento** Mire Ottiche

**Data posa in opera** 06/02/2014

**Data lettura di zero** 06/02/2014

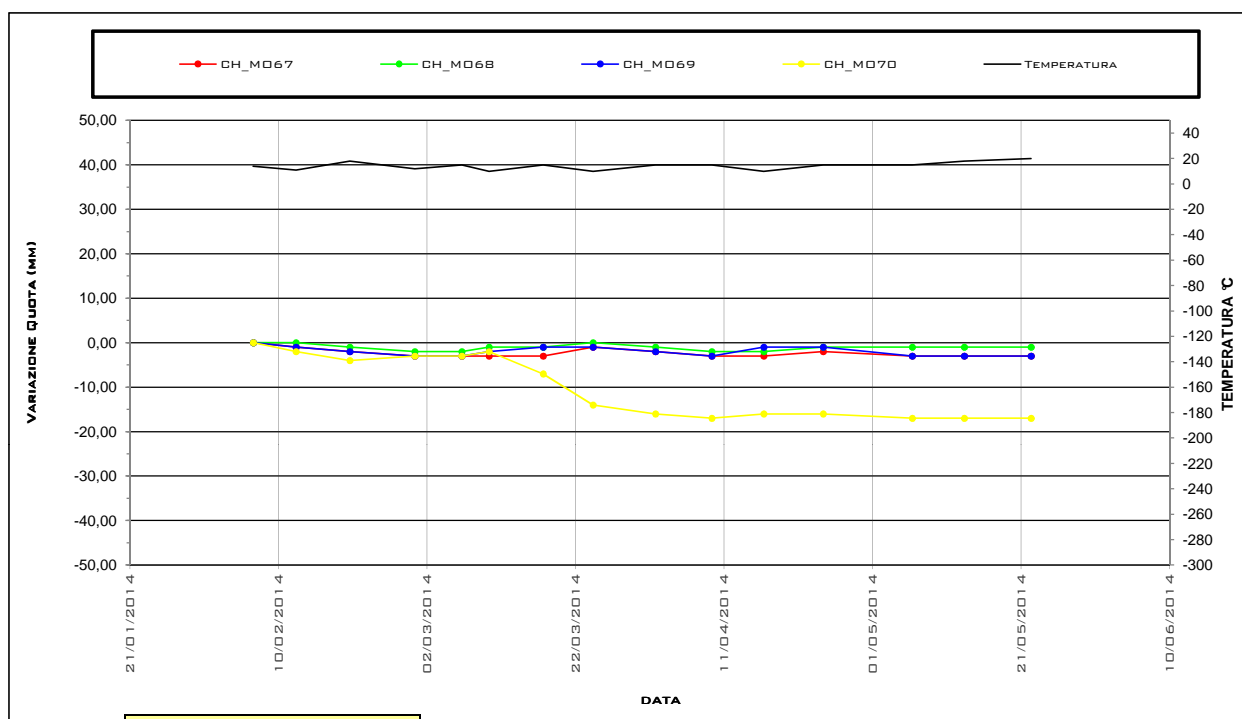
**Ultima** 15 **in** 22/05/2014  
**Misura** **data**

Lett. n°	DATA	CH_M067					CH_M068					CH_M069					CH_M070				
		Temp. Media [°C]	Quota [m]	Quota Spost. [mm]	Est Spost. [mm]	Nord Spost. [mm]	Temp. Media [°C]	Quota [m]	Quota Spost. [mm]	Est Spost. [mm]	Nord Spost. [mm]	Temp. Media [°C]	Quota [m]	Quota Spost. [mm]	Est Spost. [mm]	Nord Spost. [mm]	Temp. Media [°C]	Quota [m]	Quota Spost. [mm]	Est Spost. [mm]	Nord Spost. [mm]
1	06/02/2014 14.30	14,0	2,6	0,0	0,0	0,0	14,0	2,6	0,0	0,0	0,0	14,0	2,6	0,0	0,0	0,0	14,0	2,4	0,0	0,0	0,0
2	12/02/2014 08.30	11,0	2,6	-1,0	1,0	1,0	11,0	2,6	0,0	1,0	1,0	11,0	2,6	-1,0	1,0	0,0	11,0	2,4	-2,0	0,0	1,0
3	19/02/2014 14.30	18,0	2,6	-2,0	1,0	0,0	18,0	2,6	-1,0	0,0	1,0	18,0	2,6	-2,0	1,0	1,0	18,0	2,4	-4,0	0,0	-1,0
4	28/02/2014 08.30	12,0	2,5	-3,0	2,0	0,0	12,0	2,6	-2,0	1,0	2,0	12,0	2,6	-3,0	0,0	0,0	12,0	2,4	-3,0	1,0	-2,0
5	06/03/2014 16.30	15,0	2,5	-3,0	5,0	1,0	15,0	2,6	-2,0	2,0	3,0	15,0	2,6	-3,0	2,0	1,0	15,0	2,4	-3,0	2,0	1,0
6	10/03/2014 08.30	10,0	2,5	-3,0	2,0	1,0	10,0	2,6	-1,0	0,0	2,0	10,0	2,6	-2,0	1,0	1,0	10,0	2,4	-2,0	0,0	0,0
7	17/03/2014 15.30	15,0	2,5	-3,0	2,0	1,0	15,0	2,6	-1,0	3,0	2,0	15,0	2,6	-1,0	3,0	1,0	15,0	2,4	-7,0	10,0	2,0
8	24/03/2014 08.30	10,0	2,6	-1,0	-1,0	-1,0	10,0	2,6	0,0	0,0	0,0	10,0	2,6	-1,0	0,0	0,0	10,0	2,4	-14,0	24,0	7,0
9	01/04/2014 18.30	15,0	2,6	-2,0	1,0	4,0	15,0	2,6	-1,0	1,0	4,0	15,0	2,6	-2,0	4,0	1,0	15,0	2,4	-16,0	26,0	6,0
10	09/04/2014 08.30	15,0	2,5	-3,0	2,0	3,0	15,0	2,6	-2,0	3,0	3,0	15,0	2,6	-3,0	3,0	2,0	15,0	2,4	-17,0	26,0	8,0
11	16/04/2014 08.30	10,0	2,5	-3,0	1,0	2,0	10,0	2,6	-2,0	2,0	2,0	10,0	2,6	-1,0	2,0	2,0	10,0	2,4	-16,0	25,0	7,0
12	24/04/2014 08.30	15,0	2,6	-2,0	0,0	-1,0	15,0	2,6	-1,0	0,0	0,0	15,0	2,6	-1,0	1,0	-1,0	15,0	2,4	-16,0	24,0	6,0
13	06/05/2014 08.30	15,0	2,5	-3,0	1,0	1,0	15,0	2,6	-1,0	2,0	2,0	15,0	2,6	-3,0	2,0	2,0	15,0	2,4	-17,0	25,0	9,0
14	13/05/2014 08.30	18,0	2,5	-3,0	0,0	-1,0	18,0	2,6	-1,0	0,0	0,0	18,0	2,6	-3,0	-1,0	-1,0	18,0	2,4	-17,0	23,0	8,0
15	22/05/2014 08.30	20,0	2,5	-3,0	0,0	0,0	20,0	2,6	-1,0	1,0	1,0	20,0	2,6	-3,0	0,0	1,0	20,0	2,4	-17,0	24,0	8,0

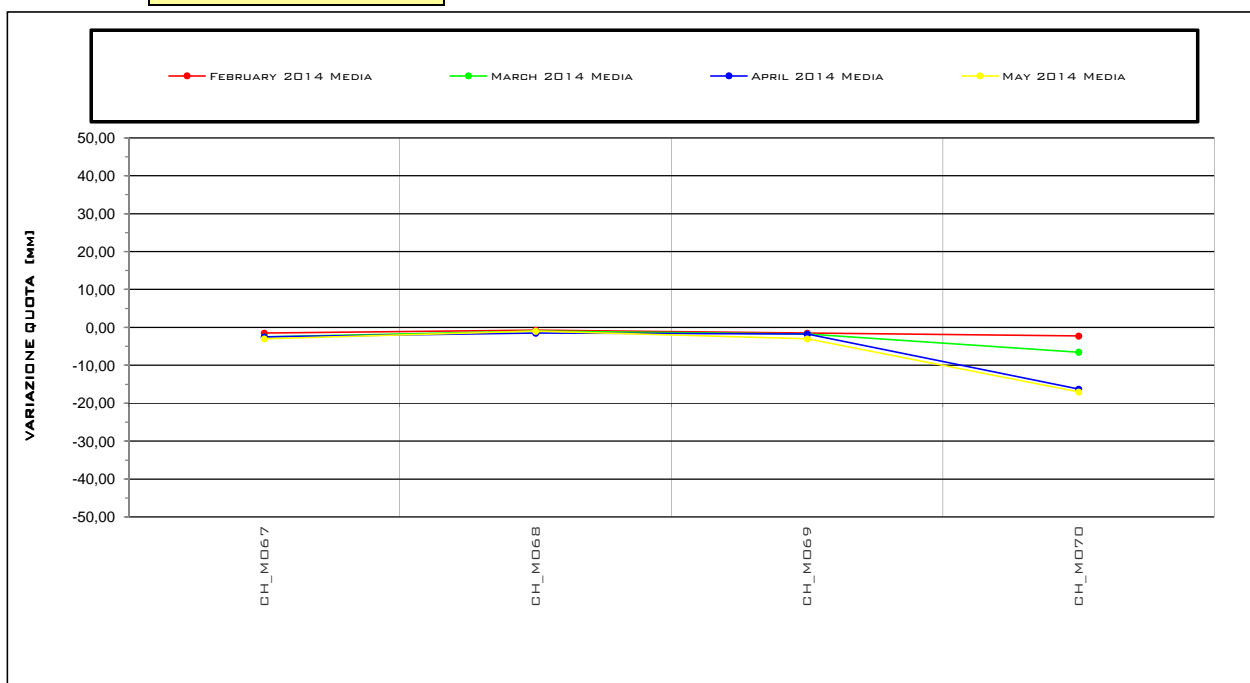


Ubicazione STAZIONE CHIAIA  
Opera \ \ Supplementari \ 67-70  
Tipo Strumento Mire Ottiche  
Data posa in opera 06/02/2014  
Data lettura di zero 06/02/2014

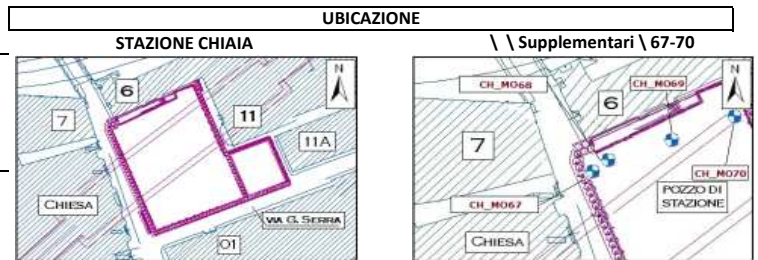
**GRAFICO QUOTA**



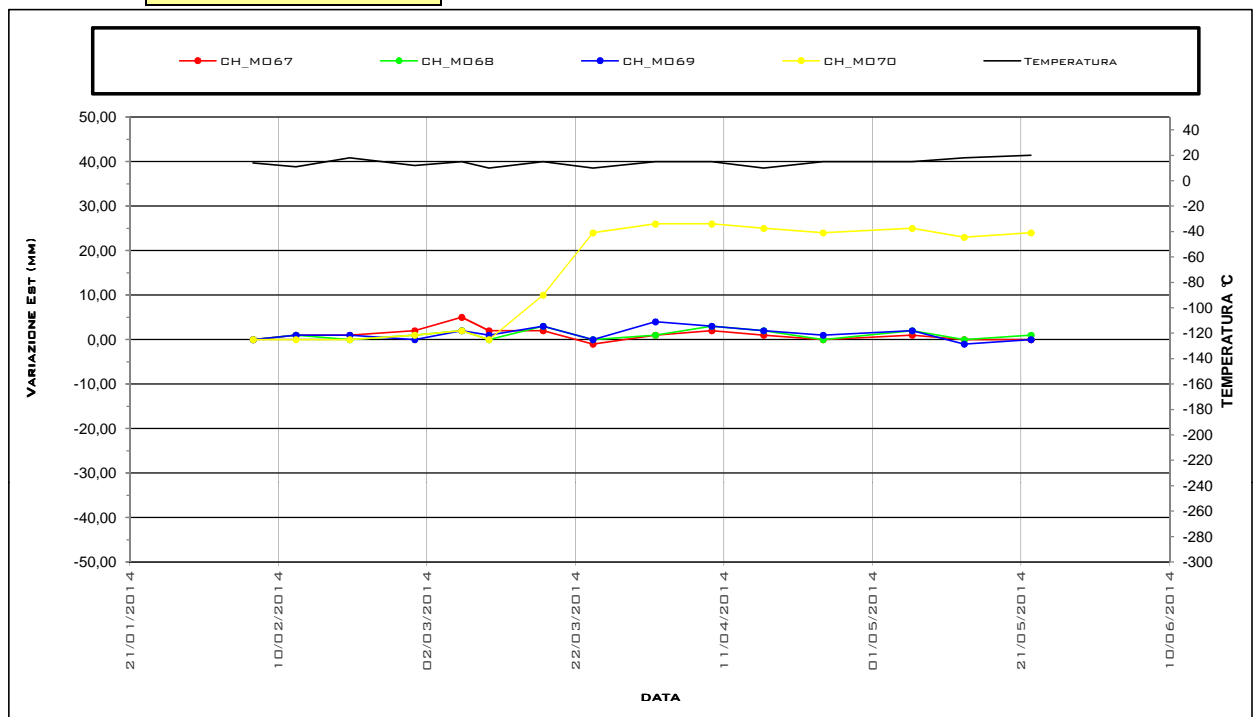
**GRAFICO ISOCRONE**



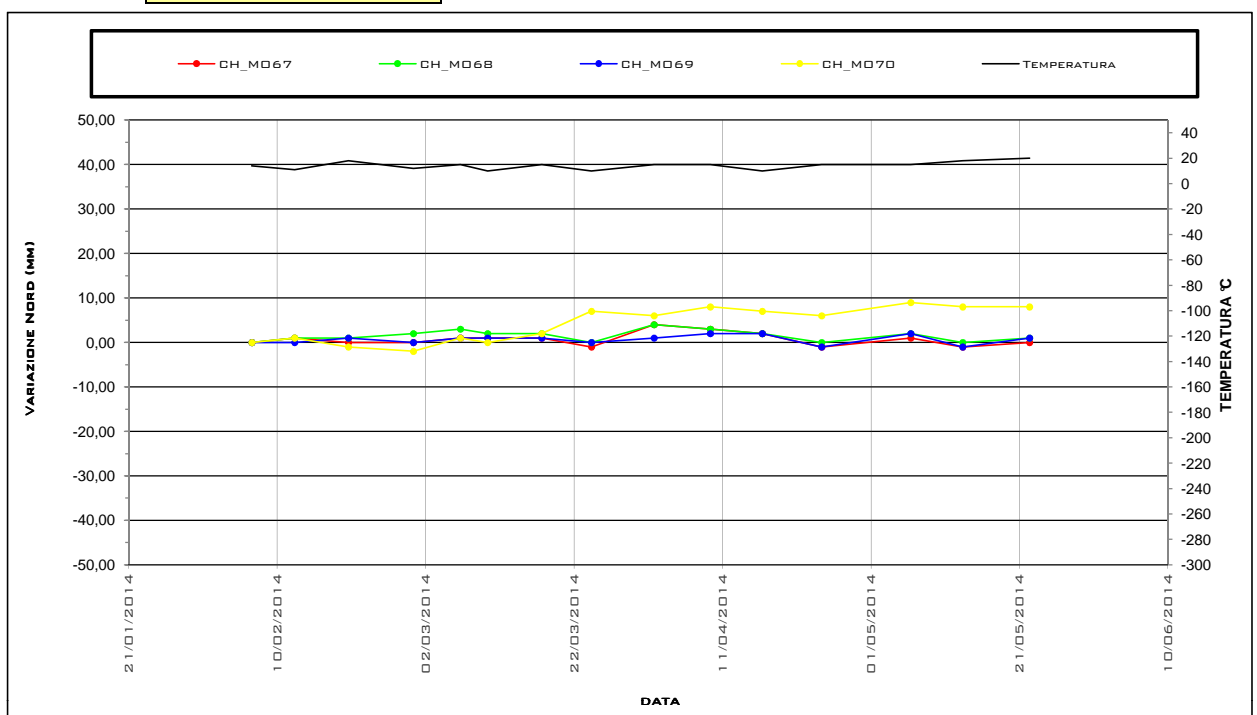
**Ubicazione** STAZIONE CHIAIA  
**Opera** \ \ Supplementari \ 67-70  
**Tipo Strumento** Mire Ottiche  
**Data posa in opera** 06/02/2014  
**Data lettura di zero** 06/02/2014



**GRAFICO EST**



**GRAFICO NORD**





**Ubicazione** STAZIONE CHIAIA

**Opera** \ \ Supplementari \ 71-74

**Tipo Strumento** Mire Ottiche

**Data posa in opera** 12/02/2014

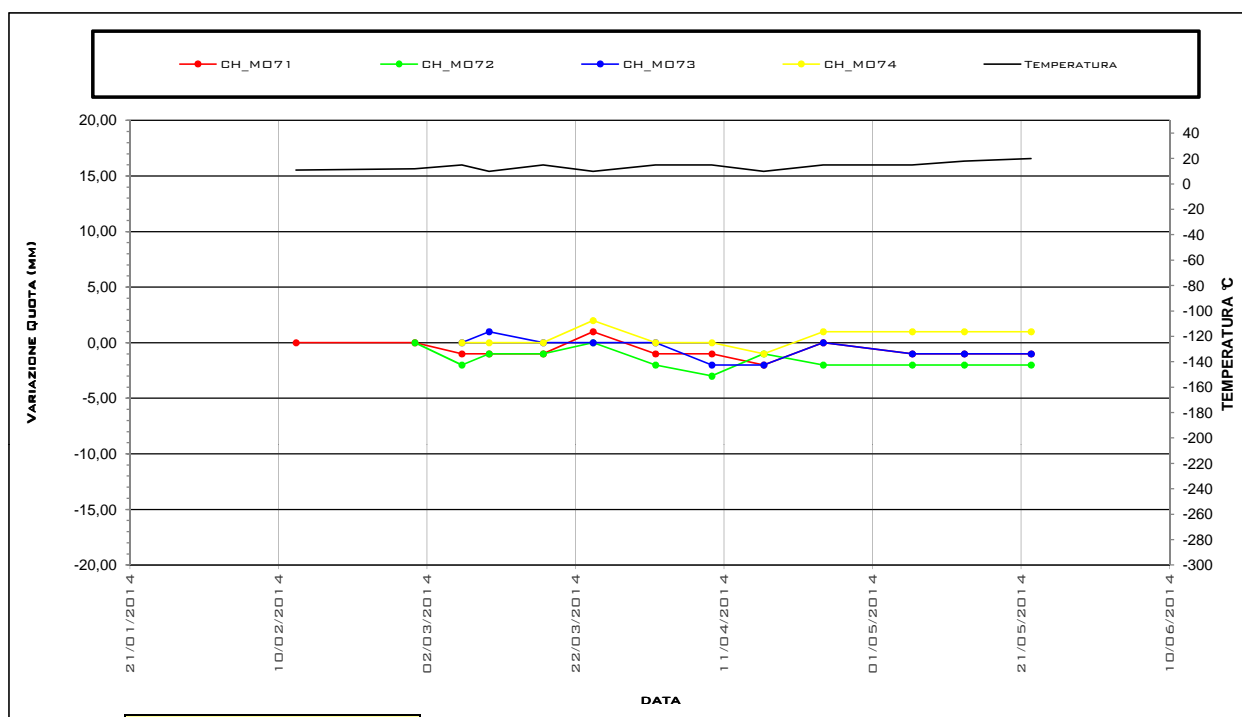
**Data lettura di zero** 12/02/2014

**Ultima** 13 **in** 22/05/2014  
**Misura** **data**

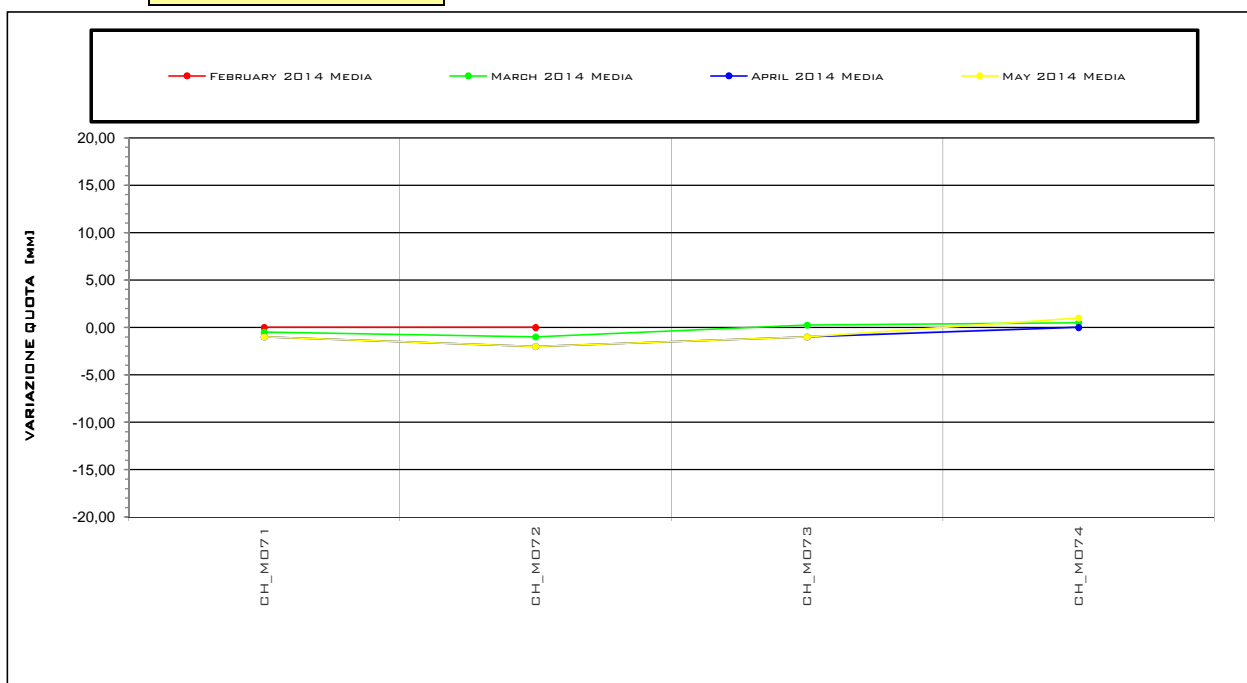
Lett. n°	DATA	CH_M071					CH_M072					CH_M073					CH_M074				
		Temp. Media [°C]	Quota [m]	Quota Spost. [mm]	Est Spost. [mm]	Nord Spost. [mm]	Temp. Media [°C]	Quota [m]	Quota Spost. [mm]	Est Spost. [mm]	Nord Spost. [mm]	Temp. Media [°C]	Quota [m]	Quota Spost. [mm]	Est Spost. [mm]	Nord Spost. [mm]	Temp. Media [°C]	Quota [m]	Quota Spost. [mm]	Est Spost. [mm]	Nord Spost. [mm]
1	12/02/2014 08.30	11,0	4,6	0,0	0,0	0,0															
2	28/02/2014 08.30	12,0	4,6	0,0	0,0	-1,0	12,0	4,7	0,0	0,0	0,0										
3	06/03/2014 16.30	15,0	4,6	-1,0	0,0	2,0	15,0	4,7	-2,0	-3,0	3,0	15,0	5,2	0,0	0,0	0,0	15,0	4,9	0,0	0,0	0,0
4	10/03/2014 08.30	10,0	4,6	-1,0	0,0	2,0	10,0	4,7	-1,0	-2,0	2,0	10,0	5,2	1,0	-1,0	0,0	10,0	4,9	0,0	1,0	-1,0
5	17/03/2014 15.30	15,0	4,6	-1,0	0,0	1,0	15,0	4,7	-1,0	-2,0	0,0	15,0	5,2	0,0	-1,0	-2,0	15,0	4,9	0,0	1,0	-2,0
6	24/03/2014 08.30	10,0	4,6	1,0	0,0	1,0	10,0	4,7	0,0	-3,0	1,0	10,0	5,2	0,0	-1,0	-2,0	10,0	4,9	2,0	1,0	-1,0
7	01/04/2014 18.30	15,0	4,6	-1,0	-2,0	1,0	15,0	4,7	-2,0	-2,0	0,0	15,0	5,2	0,0	-1,0	-3,0	15,0	4,9	0,0	2,0	-2,0
8	09/04/2014 08.30	15,0	4,6	-1,0	1,0	2,0	15,0	4,7	-3,0	-2,0	1,0	15,0	5,2	-2,0	-2,0	1,0	15,0	4,9	0,0	1,0	1,0
9	16/04/2014 08.30	10,0	4,6	-2,0	0,0	1,0	10,0	4,7	-1,0	0,0	3,0	10,0	5,2	-2,0	0,0	0,0	10,0	4,9	-1,0	2,0	0,0
10	24/04/2014 08.30	15,0	4,6	0,0	0,0	0,0	15,0	4,7	-2,0	-3,0	0,0	15,0	5,2	0,0	-2,0	-3,0	15,0	4,9	1,0	1,0	-2,0
11	06/05/2014 08.30	15,0	4,6	-1,0	1,0	1,0	15,0	4,7	-2,0	-1,0	3,0	15,0	5,2	-1,0	0,0	0,0	15,0	4,9	1,0	3,0	0,0
12	13/05/2014 08.30	18,0	4,6	-1,0	0,0	1,0	18,0	4,7	-2,0	-3,0	2,0	18,0	5,2	-1,0	-1,0	-2,0	18,0	4,9	1,0	0,0	0,0
13	22/05/2014 08.30	20,0	4,6	-1,0	0,0	1,0	20,0	4,7	-2,0	-2,0	2,0	20,0	5,2	-1,0	-1,0	-1,0	20,0	4,9	1,0	2,0	0,0

Ubicazione STAZIONE CHIAIA  
Opera \ \ Supplementari \ 71-74  
Tipo Strumento Mire Ottiche  
Data posa in opera 12/02/2014  
Data lettura di zero 12/02/2014

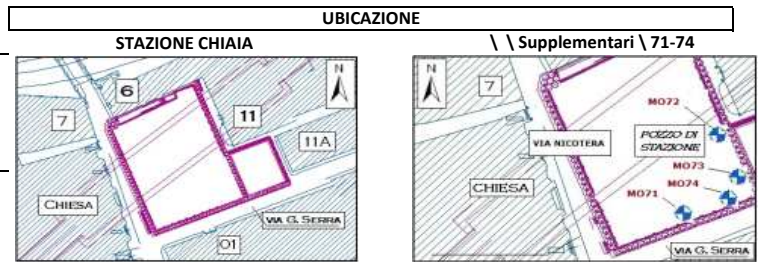
**GRAFICO QUOTA**



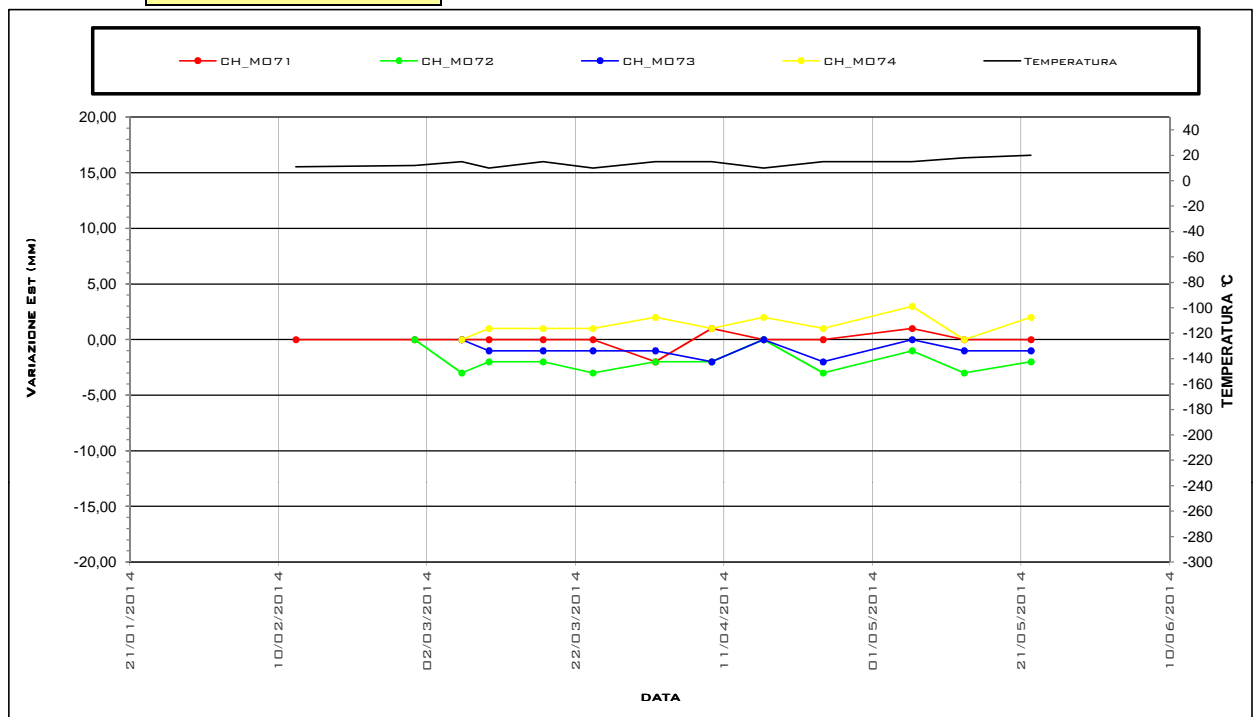
**GRAFICO ISOCRONE**



Ubicazione STAZIONE CHIAIA  
Opera \ \ Supplementari \ 71-74  
Tipo Strumento Mire Ottiche  
Data posa in opera 12/02/2014  
Data lettura di zero 12/02/2014



**GRAFICO EST**



**GRAFICO NORD**

